



# 37<sup>th</sup>

## ANNUAL REPORT 2019-2020

**Indira Gandhi Institute of Medical Sciences**

Bihar's Premier Healthcare Institution

*(An Autonomous Institution of Govt. of Bihar & Statutory University by an Act of State Legislature)*



**Indira Gandhi Institute of Medical Sciences**

(An Autonomous Institute of Govt. Of Bihar & Statutory  
University by an Act of State Legislature)

[www.igims.org](http://www.igims.org)



फागू चौहान  
Phagu Chauhan



राज भवन  
पटना-800022  
Rajbhavan  
Patna - 800022

राज्यपाल, बिहार  
GOVERNOR OF BIHAR

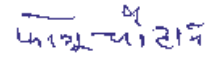


**“MESSAGE”**

It gives me immense pleasure to know that Indira Gandhi Institute of Medical Sciences, Patna is celebrating 38<sup>th</sup> year of its existence on 12<sup>th</sup> February 2021 and is going to bring out their "Annual Report 2019-20".

Indira Gandhi Institute of Medical Sciences, Patna has made great strides in pushing forward innovations. It also did commendable job in providing health care in the state during COVID-19 pandemic.

I congratulate Director and his team on this occasion and wish the grand success of the event.

  
(Phagu Chauhan)



**Chief Minister**

Bihar



**Nitish Kumar**

**CHIEF MINISTER**

**BIHAR**



**“MESSAGE”**

It gives me pleasure to know that Indira Gandhi Institute of Medical Sciences, Patna is releasing its Annual Report 2019-20 on the eve of 38<sup>th</sup> Institute Day on 12<sup>th</sup> February 2021.

IGIMS is an autonomous Institute of Government of Bihar established on 19th November 1983 with the objective to provide super specialty medical facilities in the State. State Government is totally committed to provide quality Medicare facilities to every citizen in the remotest corner of the state. The work done by this Institute in the field of patient's care and health education during COVID-19 pandemic is praiseworthy. I hope, the Annual Report will prove to be beneficial and useful to the readers, faculty, students, patients and medical fraternity.

On this occasion, I extend my greetings and felicitations to participants & all those associated with the event and also wish the students a very bright future and publication of Annual Report all success.

(Shri Nitish Kumar)

**Tarkishore Prasad**

Deputy Chief Minister, Bihar



**“MESSAGE”**

I am delighted to know that Indira Gandhi Institute of Medical Sciences, Patna is entering into 38th year of its glorious journey on 12th Feb 2021. The institute is recognized for its quality academics with the commitments to the services for the humanity.

I am glad to know that the Annual report 2019-20 encrypted with all achievements of the institute will be released on this auspicious occasion.

I convey my heartfelt wishes to the Director & IGIMS family for giving their best to this novel profession.

  
(Tarkishore Prasad)

## Mangal Pandey

Minister  
Health, Art, Culture & Youth  
and Road Construction Department  
Govt. of Bihar



### “MESSAGE”

As chairman of BOG, IGIMS, I feel honored and happy to learn that IGIMS is bringing out annual report of the year 2019-2020 reflecting its contribution to the people in need of this entire region, its commitment to serve and its accomplishments in the field of medical sciences in very modest words and simple language.

The Director and the entire IGIMS family deserve unlimited rounds of applause for the way they stood during these tough times of covid pandemic and stood their Hippocratic oath in letter and spirit to cater to the needs and demand of a non-covid hospital. IGIMS stood as a leader of health care with its towering personality and catered to the non-covid ailing population with all the worth and genuineness. I fail behind words to congratulate- The team IGIMS.

In continuation of the commitment to excel and lead, despite pandemic, IGIMS continued to progress unaltered by establishing and inaugurating several centres of superspeciality services, including IVF lab, PMR and State Cancer Institute - a state of the art centre of excellence for care of cancer and terminally ill patients.

During the tough times of COVID-19 pandemic, when future seemed doom, IGIMS kept progressing and serving the needy with a broad smile of hope, rays of conviction and essence of determination in cuffs.

With best Wishes,

(Mangal Pandey)



**Pratyaya Amrit, I.A.S.**

Principal Secretary  
Health Department  
Government of Bihar



**“MESSAGE”**

I am glad to know that IGIMS is releasing the Annual report showcasing the achievements of the institute in year 2019-20 on the auspicious occasion of 38th Institute day going to be held on 12th Feb 2021.

I am sure that institute will continue to strive to achieve the goal of excellence and highest standard of commitment towards Research, medical education and patients' care.

I convey my heartfelt wishes to the Director & IGIMS family.

(Pratyaya Amrit)

**Dr. S. Siddharth, I.A.S.**

Principal Secretary  
Finance Department  
Government of Bihar



**“MESSAGE”**

It is indeed a matter of pleasure to learn that 38th Institute day of Indira Gandhi Institute of Medical Sciences, Patna will be held on 12 Feb 2021. The occasion will also witness the release of Annual Report 2019-20 reflecting the dedication and achievements of IGIMS team towards medical education and patients' care.

On this proud occasion I convey my heartiest greetings to the Director, Prof. (Dr.) N. R. Biswas and IGIMS team.

Best wishes to IGIMS for a great future ahead.

(Dr. S. Siddharth)



## From the Director's Desk



**Prof. (Dr) N. R. Biswas**

I am glad to present the 37th Annual Report and audited statement of accounts for the year 2019-20. The achievements of the Indira Gandhi Institute of Medical Sciences (IGIMS) community reflect a shared dedication to core values of education, research and patient care services. I am pleased to highlight in this report a few of the past year's remarkable accomplishments, and I am privileged to acknowledge my debt to all the members of IGIMS community who serve it in so many ways.

Established in 1983 by an Act of the Bihar Parliament with the objective of the developing a strong curricular foundation for undergraduate and postgraduate healthcare education in Bihar. IGIMS continually seeks to achieve a high standard of healthcare education, research and service. It is recognized in India and globally, as a healthcare institution that best combines excellent medical education with cutting edge research and quality healthcare.

IGIMS has manpower of over 2891 including 267 faculty members, supported by 369 resident doctors, nurses, paramedics, non-medical officers and staffs. It produces a large number of specialists (MD/MS), super-specialists (DM/MCh.), Ph.D. scholars and allied health and basic sciences experts, including nurses and paramedical professionals. In the year 2019-20, we awarded 155 degrees in various disciplines. Convocation ceremony was postponed due to Corona pandemic. The 6th annual convocation will be held in April 2021.

The institute is running postgraduate courses in Anaesthesiology, Anatomy, Biochemistry, FMT, Microbiology, Orthopedics, Pathology, Physiology, Psychiatry, Pediatrics, Radio diagnosis, Radiation Oncology, ENT, Obstetrics & Gynecology, Ophthalmology, Community medicine, General Medicine & General Surgery. Apart from M.Ch. (Urology), M.Ch (Pediatric Surgery), M.Ch (Neurosurgery) & M.Ch (G.I. Surgery) DM(Gastroenterology), DM (Neurology), this year we have started DM(Cardiology), DM (Nephrology), DM (Clinical Pharmacology). Newer skill acquisition methods through medical simulation systems for practical skill development in experimental laboratories and surgical situation are being put into operation for the benefit of students and resident doctors. We also have a strong rural healthcare training programme at Maner community hospital for training both under and postgraduate students in rural and public practices. Apart from more than 544 corneal donations in the 1st Eye Bank of Bihar established at IGIMS, we have successfully completed 71 kidney transplants. From a brain death patient we successfully harvested the heart & liver. Recently we have installed second state of Art Cath Lab and more than 100 congenital heart disease patients were treated through RBSK programme, also we have started Tissue Bank, ATLS Lab and Knee transplant unit.

It is due to its single-minded devotion to developing dynamic leaders with creativity, intellectual rigour and professionalism fit for 21st century healthcare that retained its position at the top among the Bihar Medical Colleges in the state of Bihar.

In an effort to foster a culture that values and promotes diversity inclusion, mentoring and service, IGIMS has finalized new orientation programme which is now clubbed with normal teaching programme for the newly admitted MBBS students for their personality and academic enrichment, because the classes are starting from 2nd February, 2021 due to Corona pandemic.

**Prof. (Dr) N. R. Biswas**  
Director & Vice- Chancellor  
IGIMS, Patna

# From Desk of the Dean (Research)



**Prof. (Dr.) Rajesh Kumar**

Firstly Greetings from the Research cell

Since the inception of Research cell in 2015-16 under the dynamic leadership of (Prof) N.R. Biswas, Director IGIMS, Institute has achieved numerous laurels in the area of innovative Research. There has been significant increase in the submission of Research proposals both intramural and extra-mural including clinical trials. As Research is one of the important pillars of any vibrant academic Institute, we through Research cell would like to provide all possible valuable guidance & mentoring so that we can reach the pinnacle of Research thereby helping the humanity by lessening their sufferings.

I congratulate Prof. (Dr.) Sangeeta Pankaj, and her team for this excellent compilation.

**Prof. (Dr.) Rajesh Kumar**  
Dean (Research)



## From Desk of the Editor



Dr. Sangeeta Pankaj

***Team Approach....a flexi-approach....approach to a problem with positive mindset....takes you from rags to riches in medical science...***

"Every sunset brings the promise of a new dawn."

With the gloomy dusk of gleam less 2020, we are being ready to embrace upon 2021 with hope of empathy for the ailing humanity and a sense of sympathy, solidarity for the humanity. It is a matter of honor and honours to bring forth the 37th annual report of the institute of 2019-20 which gives a sieving glimpse of what we are doing and what we are committed to. Flipping through the pages of this annual appraisal, one will get to have a glimpse in gist of what the institute meant for in 2019-20 via its humble contributions, though in a small way to the society along with the achievements of its stake holders.

IGIMS, with its all humility takes pride in being located as a centre of excellence providing the best of healthcare facility and grooming of the best medical graduates, postgraduates, super specialists for the country and beyond by modus teaching and training par international standards. The institute is privileged to have a dynamic and visionary leader, Prof. (Dr.) NR Biswas who leads from the front and is an example for all of us to follow and reckon with.

When the whole world is witnessing COVID chaos till date, we all at IGIMS are keeping ourselves composed, compassionate and dedicated to serve the last man in the queue with ever ending zeal and passion. We continued with our teaching programmes of the trainees and never let our academics calendar falter a pin. Outpatient services, investigation facilities, in patient services and theatre list went on with more conviction and determination than ever during these testing times. The Day care facility, services to the cancer patients were taken special care of.

We take pride in declaring ourselves as leader with undaunted leadership qualities at every pillars and fronts, come whatever may. To the masses who were not able to reach us physically due to COVID constraints, IGIMS reached them at their doorsteps through its telemedicine services.

I shall be failing in my job, if I do not appreciate and congratulate all the health care workers and the auxiliary staffs of this institute who do not leave any stone unturned in making IGIMS, what it is today!

Ultimately, I wish to end my note with a big thanks to Almighty and pray...Sarve Bhadrani Pasyantu.....

Dr. Sangeeta Pankaj  
Associate Dean (Research)



# INDIRA GANDHI INSTITUTE OF MEDICAL SCIENCES

SHEIKHPURA, PATNA, BIHAR-800014

IGIMS was established on 19th November 1983, as an autonomous organization on the pattern of All India Institute of Medical Sciences, New Delhi. The cardinal aim was to provide super-speciality medical facilities in Bihar which was at that time nadir in Bihar and surrounding region. On 27th January 1983 cabinet approved the completion of this mega project in 4 phases within a span of six (6) years. According to the decision of State Government, 130.20 acres of land was transferred to IGIMS.

Indira Gandhi institute of Medical Sciences, Sheikhpura, Patna was setup with an objective to provide the best medicare facilities to the people in and around Bihar. With several milestones chiselled on its name, with wind beneath its wings, IGIMS strives earnestly to march across the rubicon in domain of healthcare delivery system.



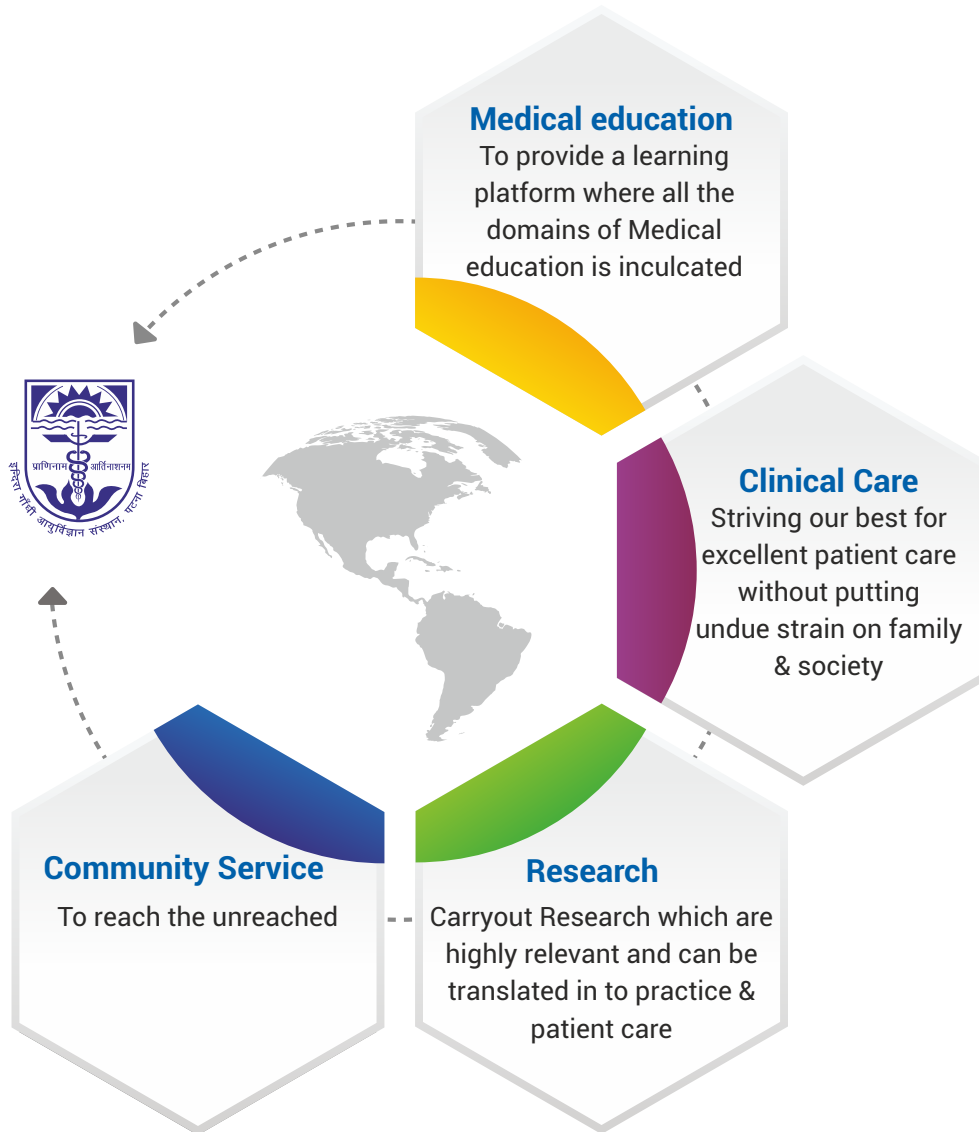


## INDIRA GANDHI INSTITUTE OF MEDICAL SCIENCES

### Vision and Mission Statement of IGIMS

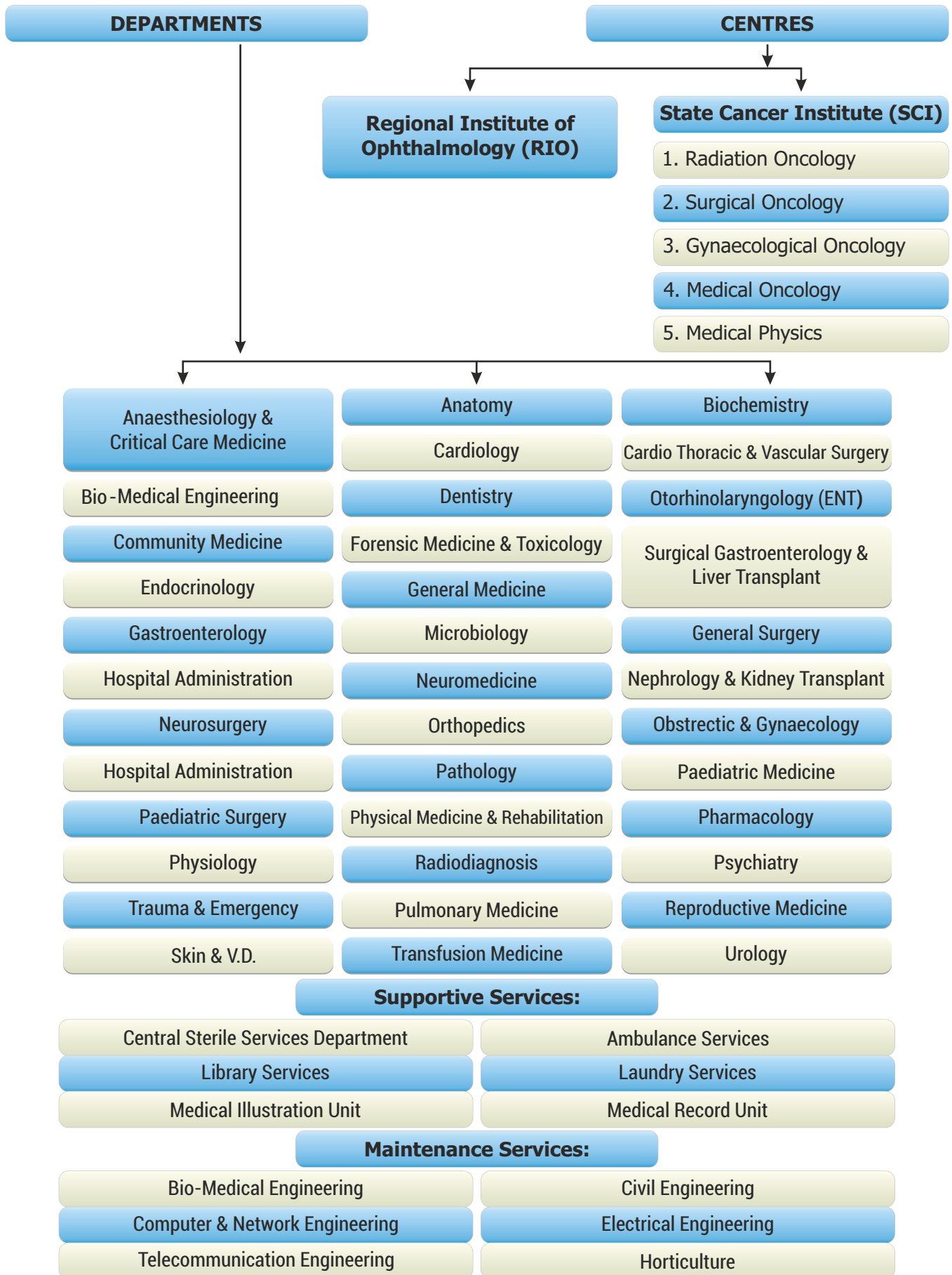
#### VISION :

To be recognised as world pioneer among Medical Institution by imparting exemplary Medical education and ethics, higher training, quality patient care, need of the our Medical research and innovation through networking and collaboration.





# DEPARTMENTS & CENTRES



# Contents

Governor's Message	
Chief Minister's Message	
Deputy Chief Minister's Message	
Health Minister's Message	
Principal Secretary (Health) Message	
Finance Department (Finance) Message	
From the Director's Desk	
From Desk of the Dean (Research)	
From Desk of the Editor	
IGIMS at a Glance	13
Highlights of Years	23
General Administration	26
Office of the Dean (Academics)	27
Office of the Dean (Exams.)	34
Office of the Dean Research	37
Office of the Principal	41
Office of the Medical Superintendent	51
Store Section	57
Accounts Department	62
Department of Anaesthesiology & Critical Care Medicine	69
Department of Anatomy	76
Department of Biochemistry	83
Department of Cardiology	94
Department of Community Medicine	99
Department of Cardio Thoracic Vascular Surgery (ctvs)	107
Department of Dentistry	112
Department of Endocrinology	119
Department of Otorhinolaryngology (ENT)	121
Department of Forensic Medicine & Toxicology	125
Department of Surgical Gastroenterology & Liver Transplant	129
Department of Gastroenterology	136
Department of General Surgery	141
Department of General Medicine	150
Department of Microbiology	155
Department of Nephrology	169
Department of Neurology	173
Department of Neurosurgery	178
Department of Obstetrics & Gynaecology	183
Department of Orthopaedics	186
Department of Paediatrics	191
Department of Paediatric Surgery	195
Department of Pathology	198
Department of Pharmacology	208
Department of Physiology	218
Department of Physical Medicine & Rehabilitation	221
Department of Psychiatry	225
Department of Pulmonary Medicine	231
Regional Institute of Ophthalmology	236
Department of Radio Diagnosis	245
State Cancer Institute	248
Department of Radiation Oncology (SCI)	253
Department of Surgical Oncology (SCI)	258
Department of Gynecological Oncology (SCI)	261
Department of Medical Oncology (SCI)	267
Department of Medical Physics (SCI)	269
Department of Reproductive Medicine	272
Department of Skin & V. D.	279
Department of Trauma & Emergency	281
Department of Urology	285
College of Nursing	290
Department of Physiotherapy	292
Central Library	295
Bio-Medical Engineering Section	296
Engineering Cell	300

# BOARD OF GOVERNORS

## List of Ex- officio Members of Board of Governors

Shri. Mangal Pandey	Hon'ble Minister, Health, Govt. of Bihar-cum- Chairman, Board of Governors, IGIMS.
Shri. Tejashwi Prasad Yadav	Leader of opposition, Bihar Legislative Assembly, Bihar, Patna.
Principal Secretary	Department of Health, Govt. of Bihar, Patna.
Principal Secretary	Department of Finance, Govt. of Bihar, Patna
Director / Additional Director	Medical Education, Govt. of Bihar, Patna.
Director-in-Chief	Health Services, Govt. of Bihar, Patna.
Director	Indira Gandhi Institute of Medical Sciences, Sheikhpura, Patna- 800014, Member Secretary

## List of Nominated Members of Board of Governors

Dr. Sunil Kumar Singh	Director- Sanjeevani Eye Hospital, 18 IAS Colony, Kidwaipuri, Patna-800001
Dr. Amar Kant Jha Amar	Ex-Principal, Patna Medical College, Patna
Dr. Harendra Kumar	Joint Director, Indira Gandhi Institute of Cardiology, Patna.
Dr. Shamsu Zzoha Ahsan	Shibli Colony, New Karimganj, Gaya.
Prof. (Dr.) Shiv Kumari Prasad	Vishal Nursing Home, K-123, P C Colony, Kankarbagh, PO-Lohiyanagar, Patna- 800020
Dr. K. P. Sinha	Kamla Sadan, Near Alpana market, Patliputra, Patna- 800013
Dr. Arjun Kumar Singh	Principal, Jawahar Lal Nehru Medical College, Bhagalpur.
Dr. K. H. Raghwendra	Professor & Head, Dept. of Anaesthesiology, IGIMS, Patna.
Dr. B. P. Singh	Professor & Head, Dept. of Cardiology, IGIMS, Patna.
Dr. Prem Prakash,	Associate Professor, Dept. of General Surgery, IGIMS, Patna.
Dr. Amarjeet Kumar Raj	Assistant Professor, Dept. of G. I. Surgery, IGIMS, Patna.

## Executive Council, IGIMS, Patna

Prof. (Dr.) N.R. Biswas, Director, IGIMS, Patna	Ex-officio, (Chairman)
Director Medical Education or Additional Director Medical Education	Ex-officio
Senior most Principal of Govt. Medical Colleges of Bihar, Member of the Board of Governors	Ex-officio
Prof. (Dr.) S.K. Shahi, Dean, IGIMS, Patna	Ex-officio, (Member Secretary)
Prof. (Dr.) Bibhuti P. Sinha, RIO, IGIMS, nominated by the Chairman of Board of Directors	
Health Secretary, Govt. of Bihar or his Representative	

## Standing Finance Committee IGIMS, Patna

Director, IGIMS Patna	Chairman
Financial Advisor	Member Secretary
Principal Secretary or his representative Health Dept., Patna, Bihar	Member
Principal Secretary or his representative Finance Dept., Patna, Bihar	Member

## Standing Academic Committee, IGIMS, Patna

Prof. (Dr.) N. R. Biswas, Director, IGIMS, Patna	Chairman
Director / Addl. Director, Medical Education Health Department, Govt. of Bihar, Patna	Member
Dr. S. K. Shahi, Dean, IGIMS, Patna	Member Secretary
Dr. Arjun Kumar Singh, Principal, JLNMCH, Bhagalpur.	Member
Dr. Sahajanand Prasad Singh, Tilak Nagar, Near Bahadurpur Gumti Kankarbagh Bypass, Patna-20	Member
Executive Director, National Board of Examination, New Delhi.	Member
Dr. V. M. Dayal, Professor & Head, Department of Gastroenterology, Member of BOG	Member
Dr. Ritesh Runu, Additional Professor, Department of Orthopaedics Member of BOG	Member
Dr. Umakant Prasad, Associate Professor, Department of Radio-diagnosis, Member of BOG	Member
Secretary, State Nursing Council , Bihar, Patna	Member

## Standing Hospital Affairs Committee, IGIMS, Patna

Prof. (Dr.) N. R. Biswas, Director, IGIMS, Patna.	Chairman
Prof. (Dr.) Manish Mandal, Medical Superintendent, IGIMS, Patna,	Member Secretary
Prof. (Dr.) Vijay Kumar, Professor & HOD Urology, IGIMS, Patna	Member
Prof. (Dr.) V. M. Dayal, Professor & HOD Gastroenterology, IGIMS, Patna	Member
Prof. (Dr.) B. P. Singh, Professor & HOD Cardiology, IGIMS, Patna	Member
Prof. (Dr.) Om Kumar, Professor & HOD Nephrology, IGIMS, Patna	Member
Prof. (Dr.) Naresh Kumar, Professor & HOD General Medicine	Member
Director, Health Services, Government of Bihar	Member
Superintendent Engineer Civil, IGIMS, Patna	Member
Executive Engineer (Electric), IGIMS, Patna	Member
Financial Advisor, IGIMS, Patna	Member
Dy. Nursing Superintendent, IGIMS, Patna	Member

## Standing Estate Committee, IGIMS, Patna

Prof. (Dr.) N.R. Biswas, Director, IGIMS, Patna	Chairman
Prof. (Dr.) S.K. Shahi, Dean, IGIMS, Patna	Member
Prof. (Dr.) Manish Mandal, Medical Superintendent, IGIMS, Patna	Member
Superintending Engineer, PHED, (Govt. of Bihar)	Member
Superintending Engineer (Electrical) PESU, Patna	Member
Technical Advisor to Engineer-in-Chief, B.C.D., Patna, Bihar	Member
Sri Akhileshwar Prasad, Superintending Engineer, IGIMS, Patna	Member Secretary

## Succession List of Director

Sl.	Name	From	To
01	Dr. B.N. Tondon	08.03.1984	07.09.1984
02	Dr. Gopal Sharan	29.01.1990	28.01.1991
03	Dr. S.S. Ambasta	29.01.1991	07.08.1991
04	Sri. S.R. Adige, (IAS)	07.08.1991	16.09.1991
05	Sri. T.C.A. Srinivasaram Anujan, (IAS)	17.09.1991	30.09.1992
06	Sri. K. Arumugam (IAS)	23.09.1992	26.04.1994
07	Dr. S.S. Ambasta	04.07.1994	31.01.1995
08	Dr. D.K. Yadav (In-charge)	01.02.1995	09.02.1995
09.	Dr. A.N.P. Sinha (IAS)	10.02.1995	17.12.1996
10.	Dr. (Cap) Mangtoo Ram	18.12.1996	18.12.1997
11.	Dr. D.K. Yadav	19.12.1997	29.05.1998
12.	Dr. (Maj.Gen) P.S. Choudhary VSM	30.05.1998	30.05.2001
13.	Dr. D.K. Yadav	30.05.2001	30.11.2001
14	Dr. A.K. Lal	01.12.2001	03.11.2002
15	Dr. D.K. Yadav	04.11.2002	31.05.2007
16	Dr. A.K. Singh	01.06.2007	03.06.2008
17	Dr. Arun Kumar	03.06.2008	12.12.2013
18	Sri. Ashok Kumar Chauhan (IAS)	13.12.2013	26.02.2014
19	Prof. (Dr.) N.R. Biswas	26.02.2014	Till date

## Succession List of Dean (Academic)

Sl.	Name	From	To
01	Dr. Dilip Kumar Yadav	16.04.1999	23.06.2003
02	Dr. Himanshu Shekhar Rai	24.06.2003	15.01.2004
03	Dr. Ajay Kumar Singh	16.01.2004	31.10.2007
04	Dr. Himanshu Shekhar Rai	01.01.2007	24.05.2011
05	Dr. Mahendra Singh	25.05.2011	02.08.2014
06	Dr. Amarendra Kumar	02.08.2014	25.09.2016
07	Dr. K.H. Raghwendra	26.09.2016	26.10.2017
08	Dr. S.K.Shahi	27.10.2017	30.06.2020
09	Dr. Vijoy Kumar	03.07.2020	30.11.2020
10	Dr. N. R. Biswas	01.12.2020	28.01.2021
10	Dr. V. M. Dayal	29.01.2021	Till date

## Succession List of Dean, (Examination)

Sl.	Name	From	To
01.	Prof.(Dr.) K. H. Raghwendra	05.05.2016	Till date

## Succession List of Dean, (Research)

Sl.	Name	From	To
01.	Dr. P. K. Sinha	11.06.2015	17.03.2018
02.	Prof.(Dr) Ajit Gupta	29.10.2018	31.10.2019
03.	Prof.(Dr.) Anima xess	01.11.2019	31.01.2020
04.	Prof. (Dr.) Rajesh Kumar	01.02.2020	Till date

## Succession List of Dean, (Student & Welfare)

Sl.	Name	From	To
01.	Prof.(Dr.) Uday Kumar	02.11.2018	31.05.2019
02.	Prof.(Dr) B. P. Singh	14.06.2019	till date

## Succession List of Principal

Sl.	Name	From	To
01.	Prof.(Dr.) Uday Kumar	28.09.2011	07.03.2016
02.	Prof.(Dr) Arvind Prasad	08.03.2016	31.10.2017
03.	Prof.(Dr.) Ranjit Guha	01.11.2017	Till date

## Succession List of Medical Superintendent

Sl.	Name	From	To
01	Dr. N .N Sinha	03.02.1989	31.03.1994
02	Dr. Dilip Kumar Yadav	12.04.1994	08.12.1998
03	Col. Dr. R. N Basu	09.12.1998	13.04.1999
04	Dr. A. K Singh	14.04.1999	24.06.2003
05	Dr. S. K Shahi	25.06.2003	24.05.2011
06	Dr. U. S Roy	24.05.2011	22.02.2012
07	Dr. H. S Rai	22.02.2012	15.01.2014
08	Dr. S. K. Shahi, M S-I	16.01.2014	05.02.2016
09	Dr. P. K Sinha, M S-II	01.04.2015	05.02.2016
10.	Dr. P. K. Sinha, M S-I	05.02.2016	18.03.2018 (F/N)
11.	Dr. Manish Mandal, M S-II	01.04.2015	18.03.2018
12.	Dr. Manish Mandal, M S-I	18.03.2018 (A/N)	Till date
13.	Dr. Krishna Gopal, M S-II	12.04.2019	Till date

## Succession List of Registrar

Sl.	Name	From	To
01.	Dr. H. S. Rai		
02.	Prof.(Dr.) Mahendra Singh		
03.	Prof.(Dr.) Om Kumar		
04.	Dr. Beni Madhav		
05.	Prof.(Dr.) Prem Kumar		
06.	Dr. Bibhuti P. Sinha	25.08.2011	02.06.2014
07.	Dr. Sangeeta Pankaj	03.06.2014	18.08.2019
08.	Dr. Sarvesh Kumar Shailesh	19.08.2019	Till date

## Institute Ethics Committee of I.G.I.M.S., Patna

Sl. No.	Name	Role / Designation
01.	Mr Justice R. N. Prasad, Retd. Judge of Patna High Court, House No. E-22, Phase-2, Ashiyana Nagar, Patna, 800025, Mobile No. 0941821594	Chair Person
02.	Dr. Manish Mandal, Prof. & Head, Dept. of G. I. Surgery, IGIMS, Patna, Mob. No. 09234753874	Member Secretary
03.	Prof. (Dr.) V. M. Dayal, Dean Cum Head, Dept. of Gastroenterology, IGIMS, Patna, 800014, Mobile No. 09473191808	Member (Clinician)
04.	Prof. (Dr.) Aman Kumar, Prof. & HOD, FMT, IGIMS, Patna, Mobile No. 08544413255	Member (Clinician)
05.	Prof. (Dr.) Vijayendra Kumar, Professor of Dept. of Ped. Surgery, IGIMS, Patna, Bihar-800014 Mobile No. 08544410060	Member (Clinician)
06.	Dr. S. K. Suman, Professor, Radiology, Dept., IGIMS, Patna, Mobile No. 09473191822	Member (Clinician)
07.	Dr. (Mrs.) Rani Indira Sinha Associate Professor, Dept. of Pharmacology, PMCH, Patna	Member ( Medical Scientist)
08.	Dr. Sanjay Kumar, Associate Professor, Dept. of Pharmacology, PMCH, Patna Flat No. 0/66, Doctor's Colony, Kankarbagh, Patna, Mobile No. 09835047536	Member ( Medical Scientist)
09.	Mrs. Manmeet Kaur, Flat no. 407, Abhishek Plaza, Opp. Luv Kush Tower, Exhibition Road, Patna, Mob No. 09608223766	Member (Lay Person)
10.	Dr. Victor Alphonse Principal, St. Annes High School, Padri Ki Haweli, Patna City, Patna, Mobile No. 9431072837	Member (Lay Person)
11.	Mr. Pranav Kumar, Advocate Patna High Court, Sai Chak Colony, Opp. Beur Jail, Near Kumar Nursing Home, Anisabad, Patna, Mob. No. 09931022485	Member (Legal Expert)
12.	Mr. Bilas Kumar, B A (History) E/5, P. C. Colony, Near Sai Netralaya, Kankarbagh, Patna-800020 Mobile No. 9334424525	Member Social Scientist

# HIGHLIGHTS OF YEARS









# General ADMINISTRATION



Director Cum Vice Chancellor	:	Prof. (Dr.) N. R. Biswas
Sr. Administrative Officer	:	Dr. Ranjit Guha (24.04.2020 to 02.12.2020)
Administrative Officer	:	1. Sri Ashutosh Singh (Academic Sec.) B.A.S. 2. Sri K. N. P. Chaurasiya (Academic Sec.) (Retd. on 31.10.2019)

## **Liaison Officer (Reservation Cell)**

Dr. Krishna Gopal, Medical superintendent-II

## **Public Relation Officer & Horticulture Incharge**

- Sri Parvez Ahmed Khan

## **Admin Staffs:**

- Sri Nagendra Kumar, P S to Director
- Sri Praveen Kumar, P A to Director
- Sri Prabhat Kumar, Senior Administrative Assistant
- Sri Rakesh Ranjan, Senior Administrative Assistant
- Sri Sanjay Kumar, Senior Administrative Assistant
- Sri Sohrai Linda, Junior Administrative Assistant
- Smt. Jaya Kumari, Junior Administrative Assistant
- Smt. Sushma Kumari, Junior Administrative Assistant
- Miss Puja Kumari, Junior Administrative Assistant
- Sri Dudhlesh Kumar Singh, Junior Administrative Assistant
- Sri Himanshu Vatsa, Data Entry Operator
- Sri Ritesh Kumar, Stenographer
- Sri Shivnath Das, Office Attendant
- Sri Shyam Babu Prasad, Office Attendant
- Smt. Sheela Devi, Office Attendant

## **PERSONAL:**

This branch deals with Manpower Planning Recruitment, Promotion, Training Transfer, Posting Public Relation.

## **ESTABLISHMENT:**

This branch deals with Attendance, Personal Records of Employees, Leave, Disciplinary Action etc.

## **PUBLIC RELATION:**

This branch looks after with various Publication & Liaison with Media and Patients as well with Govt. Department etc.

## **LEGAL:**

This branch deals with the legal matters & cases of the institute in Hon'ble High Court and Hon'ble Supreme Court, through their panel of lawyers.

## **INSTITUTE AFFAIRS:**

All correspondence regarding the meeting of Board of Governor & Executive Council's arrangement of meetings.

Preparation of agenda notes and proceeding of the meetings, circulation of agenda and minutes and compliance of the decision of BOG & Executive council related with Administration.

# Office of the DEAN (ACADEMICS)



Prof.(Dr.) S. K. Shahi,	Dean ( Superannuated on 30th June, 2020)
Prof. (Dr.) V. M. Dayal	Dean
Prof. (Dr.) Harihar Dikshit	Associate -Dean - I
Prof. (Dr.) Sangeeta Pankaj	Associate- Dean - II
Dr. Sarvesh Kumar Shailesh	Registrar (Academic)
<b>Official Staff:</b>	
Sri R. S. Choudhary	Office Superintendent
Sri Anil Kumar	Senior Administrative Assistant
Sri S. S. Paswan	Senior Administrative Assistant
Mrs. Anjali	Stenographer
<b>Office Assistant:</b>	
Sri Amarjeet Choubey	(Outsourcing)
Sri. Jitesh Kumar	(Outsourcing)
Mr. Anil Kumar	(Outsourcing)
Mr. Dharamraj Kumar	(Outsourcing)
Mr. Pankaj Kumar	(Outsourcing)
<b>Office Attendant:</b>	
Sri Upendra Jha	
Sri Prabhu Ram	
Sri Ramu Singh	
Sri Birendra Kumar	(Outsourcing)



## POSTGRADUATE EDUCATION

Indira Gandhi Institute of Medical Sciences, Sheikhpura, Patna is a tertiary care super speciality hospital, providing clinical services, training, research and various educational programme of highest standard, Post Graduate / Post-Doctoral courses like M. Ch. / D. M. & M. D. Subsequent to the amendment of IGIMS Act in 2017, IGIMS Medical College has been started with annual intake of 100 students since 2011.

At present the Institute provides clinical services in various disciplines including Nephrology, Urology, Gastroenterology, G. I. Surgery, Neurology, Neurosurgery, Cardiology, Internal Medicine, Pulmonology, Reproductive Biology, General Surgery, Paediatrics Surgery, and Community Medicine and Dentistry. Regional Institute of Ophthalmology and State Cancer Institute ( Radiation Oncology, Surgical Oncology, Gynaecological Oncology, Medical Oncology) are providing specialized services in respective fields. Clinical services are backed by investigative services including conventional Radiology, Ultrasound, Whole Body Spiral CT Scan, M. R. I., Biochemistry, Histopathology, Pathology, Microbiology, Video-Endoscopy, Urodynamics, EEG/EMG Lab. Etc. Institute provides emergency services to acutely ill patients.

The Academic Section looks after all activities pertaining to selection and admission, training of postgraduate students including junior and Senior Residents. It handles all activities of Ph.D., DM, M.Ch, MD, MS/DNB courses in different disciplines. (Gastroenterology / Urology / Anaesthesiology / Biochemistry / Microbiology / Physiology / Pharmacology, FMT, Anatomy, Ophthalmology & Radiotherapy).

Sl.	Name of course	DM/M.Ch/ MD/MS	No. of Seat	No. of admission Year 2020
1.	Anesthesiology	MD	17	17
2.	Anatomy	MD	03	02
3.	Biochemistry	MD	04	03
4.	FMT	MD	01	01
5.	General Medicine	MD	08	08
6.	Microbiology	MD	08	07
7.	Orthopedics	MD	03	03
8.	Community Medicine	MD	04	04
9.	Paediatrics	MD	03	03
10.	Pathology	MD	05	05
11.	Pharmacology	MD	02	02
12.	Physiology	MD	02	01
13.	Psychiatry	MD	03	03
14.	Radio diagnosis	MD	05	05
15.	Radiation Oncology	MD	04	04
16.	Ophthalmology	MS	04	04
17.	ENT	MS	03	03
18.	General Surgery	MS	08	08
19.	Obst. & Gyane	MS	04	04
20.	Gastro Medicine	DM	02	02
21.	Neurology	DM	02	02
22.	Cardiology	DM	03	03
23.	Nephrology	DM	03	03

24.	Clinical Pharmacology	DM	02	00
25.	Gastro Surgery	M.Ch	03	03
26.	Neurosurgery	M.Ch	02	02
27.	Urology	M.Ch	04	04
28.	Paediatrics Surgery	M.Ch	02	02
29.	DNB CTVS	DNB	01	00
30.	DNB Emergency Medicine	DNB	02	02
31.	Microbiology	Ph.D	02	00
32.	Biochemistry	Ph.D	04	00
33.	Pharmacology	Ph.D	01	01
34.	Physiology	Ph.D	02	00
35.	Psychiatry	Ph.D	01	00
36.	Dentistry	Ph.D	02	00
37.	Surgical Gastroenterology (G.I.Surgery)	Ph.D	02	00
38.	Community Medicine	Ph.D	02	00
39.	Ophthalmology	Ph.D	02	00
40.	RCC (Oncology)	Ph.D	02	00
41.	Nephrology	Ph.D	02	00
42.	Obst. & Gyane	Ph.D	01	00
43.	Urology	Ph.D	02	02
44.	Forensic Medicine	Ph.D	02	00
45.	Neurophysiology	Ph.D	02	00
46.	Gastroenterology	Ph.D	02	00
47.	Cardiology	Ph.D	02	00

The admission to all postgraduate courses except Ph.D. is done by an All - India Entrance Examination every year.

The Academic Section develops policies and plans and executes academic activities. These activities encompass undergraduate, postgraduate and doctoral programmes for medical, nursing and paramedical courses. These activities are conducted by the undergraduate, postgraduate and paramedical cells.

#### **UNDERGRADUATE EDUCATION**

The section handles post-admission formalities for new students, develops and revises curricula and administers teaching programmes including internal assessment of undergraduate students. The courses include MBBS, B. Sc (Hons) Nursing courses.

#### **BACHELOR OF MEDICINE AND BACHELOR OF SURGERY (MBBS)**

The present pattern of education at the undergraduate level was reviewed and implemented from July 2001 duration of the MBBS course continues to be 5 ½ years, including one year compulsory internship training. The training during this period is as follows: -

#### **PARAMEDICAL AND NURSING EDUCATION**

All activities pertaining the admission and training of paramedical and nursing students are handled by the Academic Section. The current student strength for the nursing and paramedical courses is as follows:

SNo.	Name of course	No. of Seat	No. of admission Year 2019
<b>Degree Courses: -</b>			
1.	B. Sc. Nursing (for female candidates only)	50	50
2.	Bachelor of Optometry	10	10
3.	Bachelor of Physiotherapy	10	10
4.	B.Sc. Medical Laboratory Technology (B.Sc. MLT)	12	12
5.	Post Basic B. Sc. Nursing	40	12
6.	B.Sc. Neuro Technology	10	10
7.	B.Sc. Cardiac Technology	06	06
<b>Diploma Courses:</b>			
1.	General Nursing & Midwifery (GNM) (for female candidates only)	50	50
2.	Diploma in Medical Record Technology	04	02
3.	Diploma in Urological Technology	02	02
4.	Diploma in O. T. Assistant Technology	20	20
5.	Diploma in Dialysis Technology	04	04
6.	Diploma in Endoscopy Technology	02	02
7.	Diploma in Medical Radiotherapy Technology	10	09

### CMEs/Workshops/Symposia/National and International Conferences

Sl.	Name of the event	Date	Place
1.	Modern Approach towards Prosthetic & Orthotic Rehabilitation(Ottobock health care)	08.03.2019	Lecture Theatre (Administrative Section) IGIMS, Patna
2.	Workshop (Community Medicine)	07.03.2019	Lecture Theatre (Administrative Section) IGIMS, Patna
3.	CME on role of Therapeutic ultrasound in acute & chronic pain management (Physiotherapy)	08.06.2019	Lecture Theatre (Administrative Section) IGIMS, Patna
4.	Comprehensive Colposcopy course & workshop (Gynaecological Oncology)	30.06.2019	Main Auditorium , IGIMS, Patna
5.	AP Quiz Intra- College round (Paediatrics)	07.08.2019	Lecture Theatre (Administrative Section) IGIMS, Patna
6.	BLS & ACLS Provider course ( Anaesthesiology)	15.11.2019 to 17.11.2019	Lecture Theatre (Administrative Section) IGIMS, Patna
7.	BJMICROCON-2019, Indian Association of Medical Microbiologists.	22.11.2019 to 24.11.2019	Main Auditorium, IGIMS, Patna
7.	Recent Advance in Lab Diagnosis of Tuberculosis. By Dr. Ashok Rattan, Ex-Professor, Dept. of Microbiology, AIIMS, New Delhi.	27.12.2019	Main Auditorium, IGIMS, Patna
8.	NELM Workshop, Dept. of Emergency Medicine, by Prof. (Dr.) Sanjeev Kumar, Anaesthesiology.	08.02.2020 to 10.02.2020	NELS Skill Centre
9.	CME 21st Century Endodontic Conclave (Dentistry)	09.02.2020	Main Auditorium, IGIMS, Patna

10.	Cine Seminar - Dear Jindgi (Psychiatry)	10.02.2020	Main Auditorium, IGIMS, Patna
11.	CME on " Recent Advances in Paediatric Surgery" Padamshree Prof. (Dr.) Saroj Chooramani Gopal, IMS, BHU Prof. (Dr.) Bindey Kumar, Prof. & Head, Paed. Surgery, AIIMS, Patna. Dr. Sarita , HOD, Paed. Surgery, IMS, BHU.	14.02.2020	Main Auditorium, IGIMS, Patna
12.	CME on " Controversies in the Management of Colorectal Diseases" (G. I. Surgery)	15.02.2020	Main Auditorium, IGIMS, Patna
13.	Live operative workshop on Uro-Oncology by Dr. Sudhir Rawal, Rajiv Gandhi Cancer Institute, New Delhi. (Urology)	15.02.2020	Main Auditorium, IGIMS, Patna

#### **CONVOCATION:**

The 6th Annual Convocation was not held due to Covid Pandemic.

#### **ORATION:**

6th Institute Day Oration was held on 12th February 2020 and orator was Padamshree Prof. (Dr.) Ravi Kant, Director, AIIMS, Rishikesh.

3rd Prof. N.R. Biswas Oration was held on 26th February 2020 and orator was Prof. (Dr.) A. Shankarnarayan, Visiting Professor, IGIMS, Patna.

3rd Dr. P. K. Sinha Oration was held on 18th March 2020 and orator was Prof. (Dr.) N. R. Jagannath, Ex-Professor, NMRI, AIIMS, New Delhi.

2nd Padma Shri Dr. C. P. Thakur, Oration was held on 05th September 2019 and orator was Prof. (Dr.) Nikhil Tondon, Professor & Head, Dept. of Endocrinology, AIIMS, New Delhi.

3rd Padma Shri Dr. C. P. Thakur, Oration was held on 05th September 2020 and orator was Prof. (Dr.) D. K. Mitra, Professor & Head, Dept. Of Transplant Immunology & Immunogenetics, AIIMS, New Delhi.





6<sup>th</sup> Institute day Oration, 12<sup>th</sup> February, 2020



3<sup>rd</sup> Prof. N. R. Biswas Oration, 2020



**3<sup>rd</sup> Dr. P.K. Sinha Oration**



**3<sup>rd</sup> Padma Shri Dr. C.P. Thakur Oration**

# Office of the DEAN (EXAMINATIONS)



1.	Prof. (Dr.) K. H. Raghwendra	Dean (Examinations)
2.	Dr. Lalit Mohan	Associate Dean (Examinations)
3.	Dr. Manish Kumar	Asst. Controller (Examinations)
4.	Mr. Binay Kumar Pandey	Dy. Registrar (Examinations)

## OFFICIAL STAFF

1.	Smt. Sunita Kumari	Sr. Adm. Asst.
2.	Sri Vinay Kumar	Jr. Adm. Asst.
3.	Sri Kunal Kumar	Jr. Adm. Asst.
4.	Smt. Jessy Sebastian	Jr. Adm. Asst.
5.	Ms. Shivani Singh	Stenographer
6.	Sri Rakesh Kumar	Office Asst. (Outsourcing)
7.	Sri Ramlagan Kr.	Office Attendant (Outsourcing)
8.	Sri Santosh Kumar	Office Attendant (Outsourcing)
9.	Ms Anusha Xess	Office Attendant (Outsourcing)
10.	Sri Manoj Kumar	Office Attendant (Outsourcing)

## EXAMINATIONS :

During the period under review, the Examination Section conducted the following Professional Examinations:

### Postgraduate and Undergraduate University Examinations

S.N.	Month & Year	Examination	Number of students			
			Appeared	Passed	Failed	Absent
01	June 2019	D.M. Gastroenterology	02	02	NIL	NIL
02	-- do--	M.Ch. Urology	02	02	NIL	NIL
03	May 2019	M.D. Anaesthesiology	05	05	NIL	NIL
04	-- do--	M.D. Biochemistry	01	01	NIL	NIL
05	-- do --	M.D. Microbiology	03	02	01	NIL
06	-- do --	M.D. Physiology	02	02	NIL	NIL
07	-- do --	M.D. Pharmacology	01	01	NIL	NIL
08	-- do --	M. D. Forensic Medicine & Toxicology	01	01	NIL	NIL
09	August 2019	1st Professional MBBS Examination 2019 (I)	88	80	08	NIL
10	November 2019	1st Professional MBBS Examination 2019 (II)	21	15	06	NIL
11	July 2019	2nd Professional MBBS Examination 2019 (II)	15	15	NIL	NIL
12	May 2019	3rd Professional MBBS Part-I Examination 2019 (II)	08	08	NIL	NIL
13	February 2020	3rd Professional MBBS Part-I Examination 2020 (I)	100	94	06	NIL
14	February 2020	3rd Professional MBBS Part-I Examination 2020 (I)	104	87	17	NIL
15	June 2019	1st Year B. Sc. Nursing 2018 (S)	17	04	12	01

16	October 2019	1st Year B. Sc. Nursing 2019 (A)	63	38	25	NIL
17	November 2020	1st Year B. Sc. Nursing 2019 (S)	25	13	12	NIL
18	August 2019	2nd Year B. Sc. Nursing 2018 (A)	41	28	13	NIL
19	November 2019	2nd Year B. Sc. Nursing 2018 (S)	13	06	07	NIL
20	February 2020	2nd Year B. Sc. Nursing 2019 (A)	41	30	11	NIL
21	August 2019	3rd Year B. Sc. Nursing 2018 (A)	40	37	03	NIL
22	November 2019	3rd Year B. Sc. Nursing 2018 (S)	03	01	02	NIL
23	November 2019	4th Year B. Sc. Nursing 2018 (A)	42	34	08	NIL
24	September 2019	1st Year Post Basic B. Sc. Nursing Examination 2019 (A)	11	11	NIL	NIL
25	January 2020	2nd Year Post Basic B. Sc. Nursing Examination 2019 (A)	02	02	NIL	NIL
26	October 2019	1st Year B. Sc. MLT Examination 2019 (A)	14	11	03	NIL
27	October 2019	2nd Year B. Sc. MLT Examination 2019 (A)	15	10	05	NIL
28	October 2019	3rd Year B. Sc. MLT Examination 2019 (A)	08	07	01	NIL
29	October 2019	1st Year Bachelor of Optometry Examination 2019 (A)	10	09	01	NIL
30	October 2019	2nd Year Bachelor of Optometry Examination 2019 (A)	09	09	NIL	NIL
31	October 2019	3rd Year Bachelor of Optometry Examination 2019 (A)	07	07	NIL	NIL
32	October 2019	BMXRT Part- I Examination 2019 (A)	01	NIL	01	NIL
33	October 2019	BMXRT Part- III Examination 2019 (A)	11	09	02	NIL
34	October 2019	1st Semester B. Sc. Forensic Sciences	09	09	NIL	NIL
35	October 2019	Diploma in Anaesthesia Technology (DAT)	05	05	NIL	NIL
36	October 2019	Diploma in O.T. Assistant Technology (DOT)	09	09	NIL	NIL
37	October 2019	Diploma in Dialysis Technology (DDT)	04	03	01	NIL
38	October 2019	Diploma in Cardiac Technology (DCT)	05	05	NIL	NIL
39	October 2019	Diploma in Neuro Technology (DNT)	04	04	NIL	NIL
40	October 2019	Diploma in Urological Technology (DUT)	01	01	NIL	NIL
42	October 2019	Diploma in Medical Record Sciences Technology (DMRS)	04	04	NIL	NIL
42	October 2019	1st Year Diploma in Medical Radiotherapy Technology (DMRT)	08	07	01	NIL
43	October 2019	2nd Year Diploma in Medical Radiotherapy Technology (DMRT)	10	09	01	NIL
44	February 2020	Diploma in O.T. Assistant Technology (DOT)	01	01	NIL	NIL
45	February 2020	Diploma in Dialysis Technology (DDT)	01	01	NIL	NIL
46	February 2020	Diploma in Cardiac Technology (DCT)	01	01	NIL	NIL
47	February 2020	1st Year Diploma in Medical Radiotherapy Technology (DMRT)	02	02	NIL	NIL
48	February 2020	2nd Year Diploma in Medical Radiotherapy Technology (DMRT)	01	01	NIL	NIL

## OUR MISSION

- To further improve the quality of examinations in terms of transparency, vigilance and fairness.
- To become more self-sufficient by procuring & installing latest technology and improving infrastructure.

## SIGNIFICANT EVENTS

In the process of adopting "Chanakya" Software developed by National Information Centre (NIC), Patna for e-management of examination related activities of students MBBS, PG- both broad & super specialties Ph.D., Nursing, different Paramedical Degree & Diploma courses etc.

## INFRASTRUCTURE

Office of the Dean (Examinations) has been shifted in its newly constructed Medical College building with separate confidential section, strong room and other necessary facilities and has become more self significant.



# Office of the DEAN RESEARCH



Research Cell Members		Department
Prof. (Dr.) Rajesh Kumar	Dean (Research)	Psychiatry
Prof. (Dr.) Sangeeta Pankaj	Associate Dean -I (Research)	Gynaecological Oncology
Prof. (Dr.) Namrata Kumari	Associate Dean -II (Research)	Microbiology
Dr. Sukalyan Saha Roy	Member & Co-ordinator	Pharmacology
Dr. Sarvesh Kumar Shailesh	Member	Registrar
Dr. Shishir Kumar	Member	Biostatistics Community Medicine
Dr. Anand Kumar Gupta	Member	Paediatrics Medicine
Dr. Naveen Mishra	Member	Dentistry
Dr. Abhay Kumar	Member	Scientist II, Microbiology
Dr. Pankaj Kumar	Member	Scientist I, RIO
Dr. PankajPrabhakar	Member	Scientist I, Pharmacology
Dr. Lalan Kumar Arya	Member	Scientist II, RIO
Sri Subhash Kumar	Office Assistant (Outsourcing)	

During the last four years constant endeavor have been made to sensitize the undergraduate students, Junior Residents, Senior Residents and faculty members on the importance of innovative research for a premiere institution like IGIMS.

Several CMEs, Lectures & Seminars were conducted to infuse the interest for research in clinical & basic sciences. Now there is obvious surge in interest among students and faculty members for taking up innovative research project proposals, which is encouraging.

Multi-disciplinary Research Unit (MRU) has been set up and the renovation of Laboratory and process to procure equipment's has been initiated. Projects submitted are:

To highlight, few projects have been submitted to "**Department of Health Research and Department of Bio-Technology, Government of India.**" (363) Research projects were reviewed by research cell and submitted to Institutional Ethics Committee (IEC) after positive evaluation.

## Research Advisory Committee

IGIMS was established on 19th November 1983, as an autonomous super-speciality medical institute of high standard with a vision to render supportive supervision and continued education for the medical and health functionaries.

**Objectives as laid down in the IGIMS Act 1984 are as follows:**

- i) To establish clinical research centre,
- ii) To develop community health research centre with special emphasis on reproductive biology and population control,
- iii) To develop research and training in basic sciences

## The role and responsibility Research Advisory Committee of IGIMS, Patna- 14

Research Advisory Committee shall be the apex committee of IGIMS to strengthen Research in the Institute.

**Schedule of meetings: Every three months.**

There shall be Research Screening Committee under Dean (Research) which will exclusively screen the project proposals and monitor on-going research projects of faculties, residents and Ph.D. / DM, M.Ch, MS, MD students at IGIMS periodically. Role and responsibility is laid down in the Dean Research Cell document.

Functions of RAC:

- To undertake research in non-communicable as well as communicable diseases
- To identify research questions of priority in the state and among projects submitted by the faculties and students
- To assess the progress of the projects undertaken by the faculty / student of Institute
- Evaluation after completion of each project
- To approve submitted research projects so that they can be further submitted for the ethical clearance. Projects have to be approved through Research Advisory Committee before submitting for Ethical Clearance.
- To assess the performance of each project in terms of research completed and publications in the reputed medical journals on an yearly basis.

### Research Advisory Committee

1.	Prof. (Dr.) Shyam Sunder, Dept. of Medicine, IMS, BHU, Varanasi	Chairperson
2.	Prof.(Dr.) S. K. Shahi, Dean (Academics), IGIMS, Patna	Member Secretary
3.	Prof. (Dr.) Kameshwar Prasad, HOD, Dept. of Neurology, AIIMS, New Delhi	Member
4.	Prof. (Dr.) Shipad D. Banavali, Prof. & Head, Dept. of Medical and Paediatric Oncology, Tata Memorial Hospital, Parel, Mumbai	Member
5.	Prof. (Dr.) Dipendra Kumar Mitra, Dept. of Transplant Immunology, AIIMS, Delhi	Member
6.	Dr. P. K. Sinha, Ex-Director Grade Scientist G, ICMR (RMRIMS) & Ex-Dean (Research), IGIMS, Patna	Member
7.	Prof.(Dr.) Paike Jayadeva Bhat, Molecular Genetics Lab, Dept. of Biosciences and Bioengineering, IIT Bombay, Mumbai	Member
8.	Prof.(Dr.) Rajesh Kumar, HOD, Psychiatry, Dean (Research), IGIMS, Patna	Member
9.	Prof.(Dr.) Uday Kumar, Ex-HOD, Biochemistry, IGIMS, Patna	Member
10.	Prof.(Dr.) Sangeeta Pankaj, Associate Dean-II, Academic, IGIMS, Patna	Member
11.	Dr. Babban Jee, Scientist C, Dept. of Health Research, New Delhi	Member

To ensure maintenance of the quality of research/ trial as per the requirements of the design or protocol of the study and the national and international recommendations for conducting research and trials

All research projects/clinical trials (involving human subjects) should be evaluated by Dean Research Cell of IGIMS and thereafter screened projects if, deemed fit after obtaining the comments of two referees of the concerned field can be sent to Research Advisory Committee (RAC) for evaluation. The principle investigator is expected to make a brief ppt. presentation of project before the committee and defend his/her proposal.

RAC will hold a discussion on the various aspects of the study including novelty, clarity of hypothesis, research design, statements of end points, sample size, clinical relevance/translational value of the study, adequacy of literature review time frame, adequacy of expertise of Investigators, budget and agreements related to the study etc.

### Types of projects / trials needing evaluation by the RAC

Investigator initiated projects or trials, soliciting funding from national /International funding agencies

Investigator initiated projects but where no specific funding is required

Projects being proposed as part of the fulfilment of MD, DNB, DM and M.Ch programmes and PhD work.

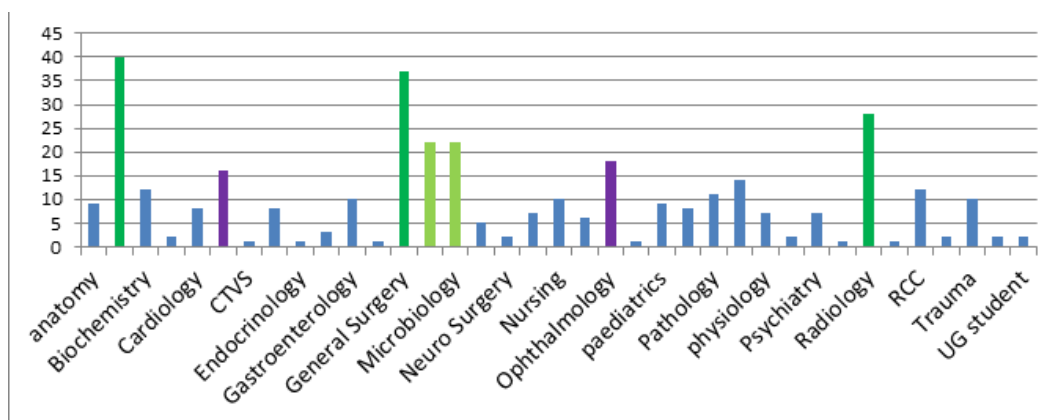
Pharmaceutical company sponsored trials.

Extra-mural directly approved project's progress report to be put before RAC for review.

Status of research submissions in 2019-20.

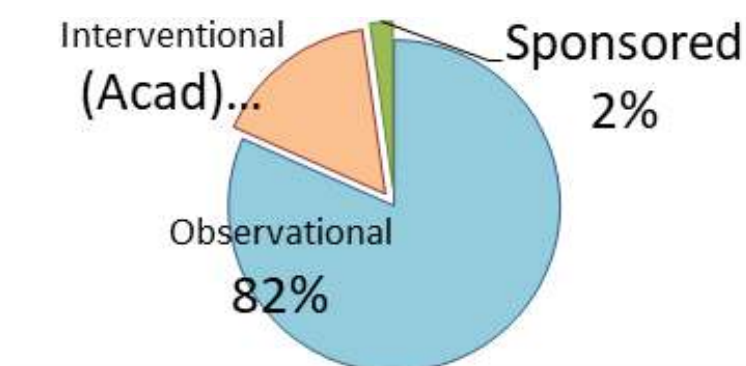
## Total 363 proposals submitted

Month of Review	Number of submissions
February	118
June	110
August	135



### Funded/sponsored Research are being done by following departments:

- SCI (Oncology) (including Phase 1b and Phase 2)
- RIO/Ophthalmology
- Endocrinology
- General Medicine
- Anaesthesiology
- General Surgery
- Skin&VD
- Orthopaedics
- Pharmacology



### Results of review by research cell in 2019-20

Sr.	Verdict	February	June	August
1.	Approved	105	79	109
2.	Protocol approved with modification	10	27	25
3.	Protocol incomplete	2	3	Nil
4.	Protocol unacceptable in current form	1	1	1

### List of Scientists & Ph.D. Scholars

#### Scientists

Sr.	NAME	DEPARTMENT
1.	Dr. Abhay Kumar	Microbiology
2.	Dr. Rishikesh Kumar	Microbiology
3.	Dr. Kumar Pranay	Biochemistry
4.	Dr. Usha Kumari	Biochemistry
5.	Dr. Pankaj Prabhakar	Pharmacology
6.	Dr. Md. Margoob Ahmad	Pharmacology



7.	Dr. Prabhat Kumar	Pathology
8.	Dr. Nitesh Kumar	Pathology
9.	Dr. SangeetaKumari	Reproductive Medicine
10.	Dr. Lalan Kumar Arya	RIO
11.	Dr. Pankaj Kumar	RIO

#### Ph.D. Scholars

Sr.	NAME	DEPARTMENT
1.	Dr. Sangeeta Pankaj	Gynaecological Oncology
2.	Dr. Rekha Kumari	Biochemistry
3.	Ms. Pallavi	Biochemistry
4.	Dr. J.R. Keshari	Biochemistry
5.	Dr. Jay Prakesh Jha	Biochemistry
6.	Ms. Tannu Verma	Biochemistry
7.	Dr. Namrata Kumari	Microbiology
8.	Mr. Chandan Kumar Poodar	Microbiology
9.	Dr. Binay Kumar Pandey	NeuroPhysiotherapy
10.	Dr. Amresh Krishna	Nephrology
11.	Dr. Sangita Kumari	Nursing
12.	Dr. Manish Kumar	Pharmacology
13.	Dr. Arka Mondal	Pharmacology
14.	Ms. Khusbhoo	Pharmacology
15.	Dr. Manish Kumar	Physiology
16.	Ms. Josni Khah	Physiology
17.	Dr. Aman Kumar	FMT
18.	Dr. Manoj Kumar	Urology
19.	Dr. Utkarsh Singh	Urology
20.	Dr. Shashi Dharan	Urology
21.	Dr. Kumar Gaurav Mishra	Urology
22.	Dr. Kumar Anand	Dentistry
23.	Anupriya Jha	Dentistry

# Office of the PRINCIPAL



Principal  
Dean (Students' Welfare)  
Prof. Incharge Students' Section  
Prof. Incharge (Admission)  
Nodal Officer, National Scholarship Portal  
Nodal Officer, OFAMOS

## **STAFFS OF PRINCIPAL OFFICE**

Assistant Accounts Officer  
Officer I/C Administration (Principal Office)  
Personal Assistant  
Stenographer  
Office Assistant  
Office Assistant  
Office Assistant  
Office Assistant  
Office Assistant  
Office Attendant  
Office Attendant  
Lecture Theatre Attendant  
Lecture Theatre Attendant  
Lecture Theatre Attendant  
Lecture Theatre Attendant  
Sanitary Attendant

## **STAFFS OF ACCOUNT SECTION, MEDICAL COLLEGE**

Assistant Accounts Officer  
Junior Account Officer  
Junior Administrative Assistant  
Bearer (MTS)  
Data Entry Operator  
Data Entry Operator  
Office Attendant  
Sanitary Attendant

## **HOSTEL COMMITTEE**

### **Boys' Hostels (Old & New)**

Warden  
Assistant Warden  
Superintendent  
Superintendent  
Superintendent  
Assistant Superintendent

Prof. (Dr.) Ranjit Guha  
Prof. (Dr.) B.P. Singh  
Prof. (Dr.) Sanjay Kumar  
Prof. (Dr.) Avanish Kumar  
Dr. Chandan Kumar  
Prof. (Dr.) Avanish Kumar

Mr. Ravi Shankar Gupta  
Mr. Prabhat Kumar  
Mr. Vijay Kumar  
Mr. Arvind Kumar  
Mr. Tinku Kumar  
Mr. Nishant Ranjan  
Ms. Megha Bharti  
Ms. Poonam Kushwaha  
Mr. Sandeep Kumar  
Mr. Nitin Kumar  
Mr. Prabhu Sah  
Mr. Rajeev Kumar Rai  
Mr. Sonu Sharma  
Mr. Ganesh Kumar  
Mr. Amarendra Kumar

Mr. Ravi Shankar Gupta  
Mr. Prabhat Kumar  
Mr. Sanjay Kumar  
Mr. Ashwani Kumar  
Mr. Ravi Bhaskar Kumar  
Mr. Sunil Kumar  
Mr. Santosh kumar  
Mr. Rahul Kumar

Prof. (Dr.) Avanish Kumar  
Dr. Rajeev Ranjan Sinha  
Dr. Binod Kumar  
Dr. Manish Kumar  
Dr. Hitesh Mishra  
Dr. Md. Jawed Akhtar

### Girls' Hostels

Warden	Prof. (Dr.) Neeru Goel
Assistant Warden	Prof. (Dr.) Namrata Kumari
Superintendent (Old Girls' Hostel)	Dr. Sarita Kumari Mishra
Superintendent (Old Girls' Hostel)	Dr. Sunita
Superintendent (New Girls' Hostel)	Dr. Shraddha Raj

### Intern Boys' Hostels

Warden	Prof. (Dr.) Sanjay Kumar
Superintendent	Dr. Sanjay Kumar Choudhary

## STUDENTS' WELFARE COMMITTEE

- A) For 1st year MBBS**
1. Prof. (Dr.) Avinish Kumar, HOD, Anatomy.
  2. Prof. (Dr.) Tarun Kumar, HOD, Physiology.
  3. Dr. Rekha Kumari, HOD, Biochemistry.
- B) For 2nd year MBBS**
1. Prof. (Dr.) Namrata Kumari, HOD, Microbiology.
  2. Prof. (Dr.) Bipin Kumar, HOD, Pathology.
  3. Prof. (Dr.) Harihar Dikshit, HOD, Pharmacology.
  4. Dr. Aman Kumar, HOD, FMT.
- C) For 3rd year MBBS**
1. Prof. (Dr.) Bibhuti P. Sinha, HOD, Ophthalmology.
  2. Prof. (Dr.) Rakesh Kumar Singh, HOD, ENT.
  3. Prof. (Dr.) Sanjay Kumar, HOD, Community Medicine.
- D) For Final year MBBS**
1. Prof. (Dr.) Naresh Kumar, HOD, General Medicine.
  2. Prof. (Dr.) Shailesh Kumar, HOD, General Surgery.
  3. Prof. (Dr.) K.H. Raghwendra, HOD, Anaesthesiology.
  4. Prof. (Dr.) Neeru Goel, HOD, Obst. & Gynae.
  5. Prof. (Dr.) Santosh Kumar, HOD, Orthopaedics.
  6. Dr. Jayant Prakash, HOD, Paediatric Medicine.
- E) For All MBBS students**
1. Prof. (Dr.) N.R. Biswas, Director-cum-Vice-Chancellor.
  2. Prof. (Dr.) Harihar Dikshit Dean(I/C)
  3. Prof. (Dr.) K.H. Raghwendra, Dean (Exam).
  4. Prof. (Dr.) B.P. Singh, Dean (Students' Welfare).
  5. Prof. (Dr.) Ranjit Guha, Principal, IGIMS, Medical College.
  6. Prof. (Dr.) Sanjay Kumar, Prof. I/C Students' Section
  7. Dr. Sarvesh Kumar Shailesh, Registrar.

## Anti Ragging Committee

Sl. No.	Name	Designation
1.	Dean, IGIMS	Chairman
2.	Principal, Medical College, IGIMS,	Vice Chairman
3.	Civil S.D.O, Sadar Patna	Member (Civil Adm)
4.	I/C Inspector, Shastrinagar Police Station	Member (Police)
5.	Krishna Ranjan	Member (Press)
6.	Dr. Rajan Sinha	Member (NGO)
7.	Dr. Manish Kumar, Physiology	Member (Faculty)
8.	Smt. Meera Devi M/O- Rani Jyotirmayee, MBBS 2018 batch, Roll-70	Member (Parents)
9.	Raushan Kumar MBBS 2018 batch, Roll-19	Member (Boys)
10.	Shivangi Priya MBBS 2018 batch, Roll-47	Member (Girls)
11.	Ramashankar Choudhary, Office Superintendent	Member (Non Teaching)

## Internal Complaint Committee for Gender Harassment

Sl. No.	Name	Designation
1.	Prof. (Dr.) Shashi Sharma	Chairperson
2.	Prof. (Dr.) S.K. Suman	Member
3.	Prof. (Dr.) B.P. Singh	Member
4.	Mrs. Sangita Singh	Member
5.	Dr. Shraddha Raj	Member
6.	Dr. Rekha Kumari	Member Secretary

### INTRODUCTION

Indira Gandhi Institute of Medical Sciences, Sheikhpura, Patna was established as an Institute of excellence by the Indira Gandhi Institute of Medical Sciences, Act 1984 (Act of the State Legislature of Bihar) and it has been included in the list of the Universities maintained in the University Grant Commission under the category "Institute established under Act of State Legislature" vide UGC letter no. F - 9/2/92 (CPP-1), Dated 14th Sep 1992.

About 133 acre sprawling campus of the premier medical institute of the state is located in the heart of the city.

### STARTING OF MEDICAL COLLEGE

When IGIMS had already flourished as a tertiary referral super specialty hospital of the state, the Honourable Chief Minister of Bihar, Mr. Nitish Kumar envisaged that the institute must have its own Medical College to beget competent medical graduates. To materialize his vision, the process started forthwith under the dynamic leadership of the then Director, Dr. A. K. Singh in 2008. Different pre-clinical, para-clinical and clinical departments were established sequentially as per MCI requirements and started functioning. Finally IGIMS Medical College came into existence in 2011 when the Director was Dr. Arun Kumar. Dr. Uday Kumar, Prof. & HOD of Biochemistry, took the additional charge of Principal, Medical College on 28/09/2011. In the same year, the Medical College got LOP from MCI for 100 annual intake. Meanwhile all the departments progressed and prospered further. Every department became strengthened with a team of highly qualified and dedicated faculty. Apart from imparting education and training to undergraduate medical students in an attempt to reinforce their cognitive, psychomotor and affective domains, constant endeavour was made to carry out quality research in order to cope with the rapid advancements in medical science and technology.

The first and founder Principal, Dr. Uday Kumar served till 07.03.2016 and Dr. Arvind Prasad, Prof. & HOD of FMT, took the additional charge of Principal from 08.03.2016. The medical college got recognition from MCI in 2016.

### COURSES

Aside MBBS course, post graduate courses started initially in Biochemistry, Microbiology and Anaesthesiology and subsequently in

Physiology, Pharmacology, FMT and Anatomy. Two post doctoral courses viz MCh in Urology and DM in Medical Gastroenterology have also been running since long. Dr. Arvind Prasad served as second Principal till 31.10.2017 and Prof. (Dr.) Ranjit Guha took over the charge as First Regular Principal of Medical College on and from 1st November 2017. Soon after Prof. Guha took the charge, two departments viz Department of Pathology and later Department of Neurology got LOP from MCI for starting PG Courses and five students got admitted in MD Pathology & two in DM Neurology. Subsequently, rest all super specialty departments got LOP for starting post doctoral (DM/M.Ch.) courses and students were already enrolled in all these said courses. Further, LOP from MCI for starting post graduate courses (MD/MS) were also issued for Community Medicine, Otorhinolaryngology, Ophthalmology, General Medicine, Psychiatry, General Surgery, Orthopaedics, Radiodiagnosis, Radiation Oncology, Obst. & Gynae and Paediatrics departments. DNB courses are also running in Thoracic Surgery and Emergency Medicine. Many students are pursuing doctoral course (PhD) in various subjects. Within a couple of years, post graduate and post doctoral courses will be started in all other remaining departments.

## **DEPARTMENTS**

Following departments are successfully running in the Medical College:-

Anatomy, Physiology, Biochemistry, Forensic Medicine and Toxicology, Pharmacology, Microbiology, Pathology, Community Medicine, General Surgery, General Medicine, Orthopaedics, Paediatrics, Obst. & Gynae, Anaesthesiology, Radiology, Otorhinolaryngology, Ophthalmology, Dermatology, Venereology & Leprosy, Psychiatry, TB & Respiratory Diseases, Dentistry.

Following other departments are also successfully running in the Institute:-

Nephrology & Kidney Transplant Unit, Urology, G.I. Surgery, Gastroenterology, Cardiology, Cardio Thoracic & Vascular Surgery, Neurology, Neuro Surgery, Reproductive Biology, Radiation Oncology, Medical Oncology, Surgical Oncology, Gynae Oncology, Endocrinology, Physical Medicine & Rehabilitation, Emergency Medicine.

The Regional Institute of Ophthalmology (RIO) has prospered and flourished by leaps and bounds stupendously and fabulously in a fantastic speed. Meanwhile the erstwhile Regional Cancer Centre (RCC) has been upgraded to State Cancer Institute.

## **NEW MEDICAL COLLEGE BUILDING**

The New Medical College building has been constructed in three wings. Two-storied Administrative and Library Blocks are in the two extremes with the five-storied main Medical College building in between. All the pre and para clinical departments have already been shifted in the five-storied New Medical College building in its two parts (Part-A and Part-B) and are fully operational. Four state-of-the-art smart lecture theatres are in use in the same building. A part of the library has been converted into digital library. Implementation of Chanakya Software is under process and will be operational very soon.

## **ACADEMIC ACTIVITIES**

The first (2011), second (2012) and third (2013) batches of MBBS students completed their 4½ years course and internship and were awarded degree during the convocation held on 11th February 2017, 12th February 2018 and 14th February 2019 respectively. The Fifth batch (2015) has already completed their 4½ years course and has now been doing internship which will be completed on March. 2021 and soon after, they will be awarded degree during the convocation.

The medical college is aware of the modern day needs in healthcare and is striving relentlessly to reach new heights in future. MCI norms are strictly followed in teaching and training the students. Special emphasis is given on clinically oriented teaching with regular tutorials, seminars, group discussion, journal club, workshops, symposia, guest lectures and CMEs. Common Academic Program is held on every Tuesday and Friday where faculty and residents present completed or ongoing research work and interesting and rare cases.

All classes are held as per prefixed teaching schedule to commence and complete all semesters in time. All examinations (both terminals and final university) are held on time without any delay as per academic calendar with immediate publication of results.

## **NEW CBME COURSE**

The classes of new 1st year MBBS students (2019-20 batch) are being held as per the new Competency based curriculum (GMER 2019 and CBME).

All modern teaching tools are used to make the subjects interesting and intelligible. Strict evaluation of students' performance is done through continuous, sessional (end semester) and terminal (final university) assessments. Regular academic counselling of the students with regard to their performance and attendance is also being carried out and the guardians are also updated with the same. IGIMS campus is absolutely Ragging Free Zone, for indiscipline there is zero tolerance.

## ONLINE CLASSES OF MBBS STUDENTS DURING COVID-19

### ONLINE CLASSES

As per order of Govt. of India, Ministry of Home Affairs in view of COVID-19 pandemic, online classes & assessment of different batches of MBBS students were conducted from 20.04.2020 following an integrated Time Table using various e-learning platforms during lockdown period and different phases of unlock periods.

### ONLINE EXAMS

Continuous and sessional assessments are conducted for different batches of MBBS students online from time to time as per NMC guideline.

### SPECIAL EXAMS

Following the Covid-19 safety protocols, Special Examination [1st Prof. MBBS 2020 (II)] for 2018 batch students was held in the month of June 2020 offline.

### OFFLINE EXAMS

3rd Prof. MBBS Part I 2020 (II) and 2nd Prof. MBBS 2020 (I) examinations were held offline following NMC and all COVID related guidelines.

### INTERNS

During COVID-19 Pandemic period, Interns of batch-2015 were also placed for Isolation ward duty round the clock on rotation basis apart from their scheduled postings as per NMC guidelines.

All Interns have been provided training on Ventilator & Other Life Supports by National Emergency Life Support (NELS) skill Center at IGIMS, Patna.

### REOPENING OF MEDICAL COLLEGE

As per NMC & MOHFW, GOI instructions, the IGIMS Medical College has been reopened with resumption of practical & clinical classes in small groups for MBBS students of all batches on and from 01.12.2020. All students were tested for COVID by RTPCR before they are allowed to stay in the hostel and attend classes. However, their lecture classes are still going on online to avoid gathering & maintain physical distancing.

### SKILL LABS

A state-of-the-art skill lab for basic and advanced life support, a dedicated skill lab for undergraduate students as per MCI recommendations and an Advanced Trauma Life Support (ATLS) lab are fully functional.

### MEDICAL EDUCATION UNIT

The Medical Education Unit of IGIMS, Patna was formed in 2011 with the opening of the Medical College in the same year. The then Director and Principal started it as chairman and coordinator respectively. The main activity then was to get the interested faculty trained in 'Basic Course in Medical Education Technology' from the allocated Regional MCI Training Centre in ME, Indore, MP. Many faculty of the Institute have been trained in 'Basic Course in Medical Education Technology'

The MEU has been reconstituted three times since 2011. Currently it includes Principal - Medical College as Officer In-Charge and two senior, trained faculty as 'Coordinator' and Co-coordinator of the unit with 18 more faculty as its 'members'.

### THE CURRENT COMPOSITION OF MEU

Officer In-Charge	Principal, Medical College
Co-ordinator	Prof. (Dr.) Namrata Kumari, HOD, Microbiology
Co-coordinator	Dr. Sudhir Kumar, Additional Professor, General Medicine
Faculty Members	Prof. (Dr.) Harihar Dikshit, HOD, Pharmacology
	Prof. (Dr.) Santosh Kumar, HOD, Orthopaedics
	Prof. (Dr.) Sanjay Kumar, HOD, Community Medicine
	Prof. (Dr.) Naresh Kumar, HOD, General Medicine
	Prof. (Dr.) Avanish Kumar, HOD, Anatomy
	Prof. (Dr.) Sangeeta Pankaj, Ob & G (HOD, Gynaecology)

	Dr. Tarun Kumar, Additional Professor, Physiology
	Dr. Kalpana Singh, Additional Professor, Ob & G (HOD, Reproductive Medicine)
	Dr. Rekha Kumari, Additional Professor & HOD, Biochemistry
	Dr. Manish Kumar, Additional Professor, Physiology
	Dr. Ritesh Runu, Additional Professor, Orthopaedics
	Dr. Reecha Singh, Additional Professor, Pathology
	Dr. Hitesh Mishra, Additional Professor, Pharmacology
	Dr. Ravishekhar, Associate Professor, Biochemistry
	Dr. Sunita, Associate Professor, Physiology
	Dr. Manish Kumar, Associate Professor, Pharmacology
	Dr. Shambhavi Sharan, Assistant Professor, Paediatrics
	Dr. Nidhi Prasad, Assistant Professor, Community Medicine
<b>Supportive Staff</b>	
Stenographer/ Office Assistant/ PA	Mr. Arvind Kumar Tiwari
Computer Operator	Miss. Kumari Abhilasha
Technician for Audio Visual	Mr. Anil Kumar
Aids/ Photography	Mr. Rajeev Ranjan & Mr. Dheeraj Kumar

## THE CURRENT COMPOSITION OF MEU

Sl.No.	Name	Designation & Department	Designation in MEU	Contact no.	E Mail	AETCOM Attended at ---	RCW Attended at ---	CISP-I & II Attended at ---	ACME/FAIMER/ Any other at ---	Teachers ID
1.	Dr. Ranjit Guha	Principal, Medical College	Officer In-Charge	+919430988996	gulharanjit45@gmail.com	RC, SAIMS, Indore on 16.09.2017	RC, SAIMS, Indore from 13.09.2017 to 15.09.2017	CISP-II from 06.08.20 to 07.08.20 at IGIMS, Patna	Completed in 2020 at PMC, Karamsad, Gujarat	-----
2.	Dr. Namrata Kumari	Professor & HOD: Microbiology	Co-ordinator	+919473191828	nrainrai@gmail.com	RC, SAIMS, Indore on 28.10.2015	RC, SAIMS, Indore from 09.03.2016 to 11.03.2016	CISP-I from 24.06.19 to 26.06.19 at RC, SAIMS, Indore & CISP-II from 06.08.20 to 07.08.20 at IGIMS, Patna	Completed in March 2016 at PMC, Karamsad, Gujarat	MIC-2123940
3.	Dr. Sudhir Kumar	Addl. Professor: General Medicine	Co-coordinator	+91 8544413220	sudh75@gmail.com	RC, SAIMS, Indore on 28.10.2015	RC, SAIMS, Indore from 27.02.2017 to 01.03.2017	CISP-I from 21.01.20 to 23.01.20 at IGIMS, Patna	Completed in March 2016 at PMC, Karamsad, Gujarat	MED-21353382
4.	Dr. Sanjay Kumar	Professor & HOD: Community Medicine	Member	+91 9430821272	Sanjay131@yahoo.com	IGIMS, Patna from 16.01.2020 to 18.01.2020	IGIMS, Patna from 16.01.2020 to 18.01.2020	CISP-I from 21.01.20 to 23.01.20 at IGIMS, Patna & CISP-II from 06.08.20 to 07.08.20 at IGIMS, Patna	NO	COM- 2123943
5.	Dr. Naresh Kumar	Professor & HOD: General Medicine	Member	+91 8544403026	nareshdr91@gmail.com	RC, SAIMS, Indore on 10.03.2018	RC, SAIMS, Indore from 07.03.2018 to 09.03.2018	CISP-I from 09.04.19 to 11.04.19 at RC, SAIMS, Indore	NO	MED-2131526
6.	Dr. Avnish Kumar	Professor & HOD: Anatomy	Member	+91 8544413237	simsavanish@gmail.com	IGIMS, Patna from 16.01.2020 to 18.01.2020	IGIMS, Patna from 16.01.2020 to 18.01.2020	CISP-I from 21.01.20 to 23.01.20 at IGIMS, Patna	NO	
7.	Dr. Tarun Kumar	Additional Professor: Physiology	Member	+91 8544413192	tarunigims2018@gmail.com	RC, SAIMS, Indore on 16.09.2017	RC, SAIMS, Indore from 13.09.2017 to 15.09.2017	CISP-I from 09.04.19 to 11.04.19 at RC, SAIMS, Indore	Enrolled for training this year at PMC, Karamsad, Gujarat	PAT- 2135352
8.	Dr. Kalpana Singh	Addl. Prof: Obst. & Gynaecology	Member	+91 8544413188	dikaipana1@yahoo.com	SAIMS, Indore on 10.03.2018	SAIMS, Indore from 07.03.2018 to 09.03.2018	CISP-I from 09.04.19 to 11.04.19 at RC, SAIMS, Indore	NO	OBG-2139773
9.	Dr. Rekha Kumari	Addl. Prof., & H.O.D: Biochemistry	Member	+91 8544413234	rekhaigims@gmail.com	RC, SAIMS, Indore on 28.10.2015	RC, SAIMS, Indore from 27.02.2017 to 01.03.2017	CISP-I from 21.01.20 to 23.01.20 at IGIMS, Patna	Completed in March 2016 at PMC, Karamsad, Gujarat	BIO- 2139811
10.	Dr. Manish Kumar	Assoc. Professor: Pharmacology	Member	+91 9304093698	manu072@gmail.com	IGIMS, Patna from 16.01.2020 to 18.01.2020	IGIMS, Patna from 16.01.2020 to 18.01.2020	CISP-I from 21.01.20 to 23.01.20 at IGIMS, Patna & CISP-II from 06.08.20 to 07.08.20 at IGIMS, Patna	NO	PHA- 2159826
11.	Dr. Reecha Singh	Addl. Professor: Pathology	Member	+91 9798021216	sreecha@gmail.com	IGIMS, Patna from 16.01.2020 to 18.01.2020	IGIMS, Patna from 16.01.2020 to 18.01.2020	CISP-I from 21.01.20 to 23.01.20 at IGIMS, Patna & CISP-II from 06.08.20 to 07.08.20 at IGIMS, Patna	NO	PAT-2153032
12.	Dr. Hitesh Mishra	Addl., Professor: Pharmacology	Member	+91 8544401061	misrahitesh@yahoo.co.in	IGIMS, Patna from 16.01.2020 to 18.01.2020	IGIMS, Patna from 16.01.2020 to 18.01.2020	CISP-I from 21.01.20 to 23.01.20 at IGIMS, Patna	Enrolled for training this year at PMC, Karamsad, Gujarat	PHA- 153011
13.	Dr. Ravi Shekhar	Assoc. Professor: Biochemistry	Member	+91 8544402075	ravishekhar1974@yahoo.com	IGIMS, Patna from 16.01.2020 to 18.01.2020	IGIMS, Patna from 16.01.2020 to 18.01.2020	CISP-I from 21.01.20 to 23.01.20 at IGIMS, Patna	NO	BIO- 2100678
14.	Dr. Sunita	Assoc. Professor: Physiology	Member	+91 8544413190	dr.sunitaprasad@hotmail.com	IGIMS, Patna from 16.01.2020 to 18.01.2020	IGIMS, Patna from 16.01.2020 to 18.01.2020	CISP-I from 21.01.20 to 23.01.20 at IGIMS, Patna	NO	PHY-2152620



### The objectives of the unit are to:

1. Ensure continuous quality improvement in Medical education.
2. Ensure continuous effort for faculty development.
3. Monitor the objectives and its implementation across departmental barriers in the undergraduate curriculum.
4. Sensitize faculty and students to newer concepts of medical education

**MEU, IGIMS, Patna** has organized many workshops and CME's and has been involved in improving academic activities in this regard.

At present, this MEU mainly focuses on implementation of new changes done in the UG Curriculum (Competency Based Medical Education done by NMC); in IGIMS, Patna.

Activities done from March 2019 to March 2020:-

Total Number of Meetings held is 7.

Workshops (Under MCI Observation):-

- First Workshop (RBCW) done on 16.01.2020 to 18.01.2020
- Second Workshop (CISP) done on 21.01.2020 to 23.01.2020.
- Third Workshop (CISP-II, Online) done on 06.08.2020 to 07.08.2020.
- Fourth Workshop (CISP-II) done on 28.09.2020 to 29.09.20.



### MRU

The Multidisciplinary Research Unit (MRU) has already been created and a significant number of research projects (both intramural and extramural) are going on and few are on the verge of completion.

### ACHIEVEMENTS

- Many students got Honours in different subjects showing academic excellence.
- Last Convocation was held on 14th Feb. 2019 at this Institute with grant of degree and diploma certificates. First PhD degree was awarded to two faculties.
- Fifth batch (2015) completed MBBS Course of 4½ years & joined 1 year compulsory rotating internship programme this year.
- This institute has already achieved MCI recognition.
- All the examinations are held in time as per academic calendar. Results are also published in time.
- Biweekly Symposium is held on every Tuesday & Friday at 3.30 PM attended by all faculties & Residents.

## ORATIONS AND GUEST LECTURES

- A guest lecture was delivered on 04.01.2019.  
Speaker: Dr. Amarendra Kumar Ajay  
Topic: "Transcriptional Regulation of Acute to Chronic Progression of Kidney Disease"
- 36th Foundation Day with Institute Day Oration was celebrated ceremoniously on 12th Feb. 2019.
- 2nd Dr. P.K. Sinha oration was held on 18.03.2019  
Orator - Dr. V.M. Katoch  
Topic - "Prioritizing Health Research to Improve Outcomes at Patient and Public Health Levels".  
Chairperson - Prof. (Dr.) A. Shankarnarayan  
Guest of Honour - Dr. Gayathri Vishwanath Patil
- Oration on "Electrical Hazards, Earthing, Myths and fact in relation to Hospital Critical areas" held on 6th February 2019
- Institute Day Oration - Program of Institute held on 12th February 2019
- Institute Day Oration - Program of Institute Day celebration (2020) held on 12.02.2020.
- Health Exhibition Program - After Institute Day celebration, Health Exhibition Program was also celebrated on 13.02.2020.
- Prof. (Dr.) N.R. Biswas Oration - During this oration a journal of IGIMS was also released in this regard on 26.02.2020.
- Prof. (Dr.) P.K. Sinha Oration- A journal on imaging and in Vipro Mr. Spectroscopy in Cancer Research was related on 18.03.2020.

## CMEs AND WORKSHOPS

- NELM Workshop Program - Before Institute Day celebration, NELM Workshop Program was also held from 08.02.2020 to 10.02.2020.
- G.I Surgery-CME on "Recent Controversies" in the management of colorectal diseases on 15.02.2020 was held.
- A Program for Urology Department for Pre-analytical variables and clinical challenges was discussed on 15.02.2020 in the meeting.
- On the occasion & World Kidney Day, a Program in Nephrology Department held on 13.03.2020.

## SEMINARS

- Cine seminar on the occasion of "World Alzheimer's Day" organised by Psychiatry department was held on 23.09.2019.
- 11th National Organ Donation Day has been celebrated by SOTTO on 26.11.2020.

## CONFERENCES

- Inaugural function on "Advance Laparoscopic Training and Skill Course" organised by General Surgery department was held on 06.02.2019.
- POSCON-2019 4th Annual Conference of Patna Ophthalmological Society was held on 06.04.2019.
- 8th Annual State Conference of Anatomical Society of India, Bihar Jharkhand Chapter (BJASICON 2019) was held on 19.10.2019. The conference was preceded by a pre-conference hands on workshop on "Sonographic Anatomy of Hepatobiliary and Pancreatic region".
- BIPCON 2019 Bihar Pulmonary Conference - 2019 organised by Pulmonary Medicine department was held on 19th&20th Oct. 2019.
- BJMICROCON 2019,2nd Annual State Conference Bihar-Jharkhand Chapter Indian Association of Medical Microbiologists organised by Microbiology department was held from 22nd to 24th November, 2019.
- PMR Department - A meeting of Bihar Association of Physical Medicine & Rehabilitation online program was held on 31.10.2020. In this meeting Prof. (Dr.) Ranjit Guha, Principal, IGIMS Patna was Special Invitee for inaugural function of IAPMR Midterm CME 2020.
- A Conference regarding Recent Advances in Paediatric Surgery on 14.02.2020 was held in Institute's Auditorium complex.

## MISCELLANEOUS

- A meeting of 28th College Council held on 12.05.2020.
- A meeting of Executive Council held on 25.06.2020.
- A meeting of the Condemnation Committee held on 15.07.2020.
- A meeting Externship Committee held on 21.02.2020.
- A meeting related to issue of duplicate admit card and other related issues held on 06.02.2020
- Farewell of Prof. (Dr.) Vijay Kumar, Prof. & Head Dept of Urology & Dean on dated 26.11.2020 on departmental basis and dated 28.11.2020 on Institute basis.

## STUDENTS CORNER

- 100 seater Intern and PG Girls Hostel construction is on the verge of completion.
- Renovation work of playground adjacent to Boys Hostel is completed.
- A full-fledged sports stadium with facility of both indoor & outdoor games for the MBBS students is under the process for construction.
- 1000 seater auditorium for multipurpose use is under the process for construction.
- Dedicated PG Hostel has already been earmarked and the necessary repair & renovation work is already in progress to make it functional at earliest.
- Multilevel Car Parking and Cafeteria for students are under the process for construction.

## EXTRA-CURRICULAR ACTIVITIES

- 70th & 71st Republic Day and 73rd & 74th Independence Days were celebrated in a befitting manner.
- Students took participation in Annual sports, Quiz competition, Health exhibition, Cultural programmes and many more.
- Saraswati Pooja on dated 10th February 2019.
- A debate function regarding "Debating & Literary Society" held in Patna Medical College, Patna dated on dated 18.02.2020



# Office of the MEDICAL SUPERINTENDENT'



**Dr. Manish Mandal**

Medical Superintendent and Prof. & Head Department, G. I. Surgery

Indira Gandhi Institute of Medical Sciences has in recent years proved to be one of the most sought after medical tertiary care center for our state and the adjoining regions of Bihar. We have started to play a key role in healthcare research and education. We are pioneer in starting Cornea, Kidney Transplant in hospital, set up in Bihar.

The IGIMS has experienced another extremely busy year with Corona/COVID phase. Despite this increasing pressure and havoc of COVID infection our staffs have shown a steadfast commitment to deliver high quality clinical care and marked for mankind and needy ailing patients with best possible efficiency. We continue to receive positive feedback from patients about the quality of the services we provided in our hospitals which is reflected by the ever growing number of patients coming to our OPD & Emergency of different disciplines even in COVID phase.

The Institute continues to experience significant growth in demand for our clinical services and 'front door' services including our Emergency & Critical Services which was need of our in CORONA phase.

The IGIMS's specialist services continue to grow and excel to remain at the pinnacle of treatment and care even in the worst hit period of CORONA phase.

The new State-of-the-art, State Cancer Institute (S.C.I) is almost ready to be started after its inauguration. It brings most of our cancer care like Radiation, Medical, and Surgical & Gynecological Oncology under one roof, along with ground-breaking research and clinical trials, helping us to improve cancer treatments and its outcomes. The Institute has done its first Liver & Heart Explant on 24th September, 2018 and did its Liver Transplant on 18th March, 2020. We have already completed 88 Renal Transplant & about 450 Corneal Transplants. Our Reproductive Medicine has done first ovum pick up and insemination for Infertility Patients. Our separate PMR Building was ready and made functional in CORONA phase only, which was of great help to differently Abled persons of Bihar. We have also started a 300 Bedded Power Grid Vishram Sadan (PGVS) for Patients/Attendants to stay around in Hospital at an affordable rate & hygiene food facility. We have also started Department wise Registration Counters for the patients of different departments. Separate Ladies Counter has been started. A separate counter for Senior Citizens along with Differently abled persons, VIP's & Faculty Staff/Employees and One separate counter for the Department of Dentistry, General, Obstetrics and Gynecology for all Registration (Old and New), Investigations, Report and Discharge process has been started in this year 2020. New Central Blood Collection Center opened in 2019 is working well to cater the needs of High work load in CORONA phase maintaining Social Distancing with high quality lab facilities.

The stories of Indira Gandhi Institute of Medical Science's faculties, staff and patients illuminate our achievements and the transformative steps taken for patient care that take place each year. Here are 2020-21 report about our most recent accomplishments and the work that makes IGIMS such an extraordinary institution in the Eastern part of India.

## **Medical Administration**

In continuation with its progressive movement towards fulfillment of its objectives of providing high quality and super-specialty patient care, conducting basic and clinical research and providing training in all super specialty in Departments and Anesthesia & Critical care, Radio-imaging, Lab Sciences department. Thus, IGIMS achieved many milestones even in worst hit CORONA phase world wide.

The calendar year of 2020 registered 8,60,433 patients in Out-patient and Emergency services as shown in chart below (Figure 1.1). The number of patients receiving emergency services in various specialties increased by 18.15% over the previous year. The number of patients receiving indoor services also increased by 26.94%.

The IGIMS Institute received the Best Sanitation Award in Government Sector, in Clean City, Green City category of Patna Smart City by Patna Municipal Corporation. It also was second best in cleanliness category in overall cleanliness in any Hospital whether Government or Private. The Faculty, Senior Resident/junior Resident and all type of staff worked round the clock in worst hit time of Humanity in CORONA phase & give the best possible treatment to all sick patients coming from all over Bihar and adjoining states.

### Main Hospital

Dr Manish Mandal	Medical Superintendent-I
Dr Krishna Gopal	Addl. Prof cum Nodal Officer, Ayushman Bharat Department of General Surgery Medical Superintendent-II

### Additional Medical Superintendent

Dr Aman Kumar	Prof & HOD, Department of Forensic Medicine, AMS-I
Dr Gyan Bhaskar	Professor, Department of RIO, AMS-II

### Deputy Medical Superintendent

Dr Anand Gupta	Assistant Professor, Department of Paediatrics, DMS-I
Dr Deepak Pankaj	Assistant Professor, Department of General Surgery, DMS-II
Dr Saurav Shekhar	Asst. Prof, (Anaesthesia), Dept. of Emergency & Trauma DMS (Emergency)

### Hospital Administration

Dr Sujeet Kumar Sinha	Assistant Professor
Dr Rahul Ranjan	Assistant Professor

### Supporting Staff to Medical Superintendent

1)	Sri Shamshir Alam	Personal Assistant
2)	Sri Chandra Bhushan Sharma	Senior Administrative Assistant
3)	Sri Vimal Kumar Tripathi	Senior Administrative Assistant
4)	Sri Umashanker Singh	Data Entry Operator
5)	Sri Rajiv Ranjan Prasad	Junior Photographer
6)	Sri Kamleshwar Prasad Singh,	Junior Administrative Assistant
7)	Sri Vishnu Kumar,	Junior Administrative Assistant
8)	Ms Manisha Kumari,	Assistant Dietician
9)	Ms Haribhakti Pushpa,	Stenographer
10)	Ms Sandhya Bharti,	Stenographer
11)	Ms Sujata Paschal,	Senior Nursing Officer
12)	Sri Ashok Kumar Mishra,	Office Assistant
13)	Sri Ashutosh Jha,	Office Assistant
14)	Ms Pallavi,	Dietician
15)	Sri Ranjit Paswan,	Sanitary Inspector
16)	Sri Kishore Kumar Singh,	Office Attendant
17)	Sri Mithilesh Paswan,	Office Attendant
18)	Sri Naresh Ram,	Hospital Attendant
19)	Sri Om Prakash,	Office Attendant
20)	Sri Shiv Kumar Singh,	Office Attendant

21)	Sri Neeraj Kumar,	Office Attendant
22)	Sri Dhiraj Kumar,	Hospital Attendant
23)	Sri Rajeev Ranjan,	Office Assistant

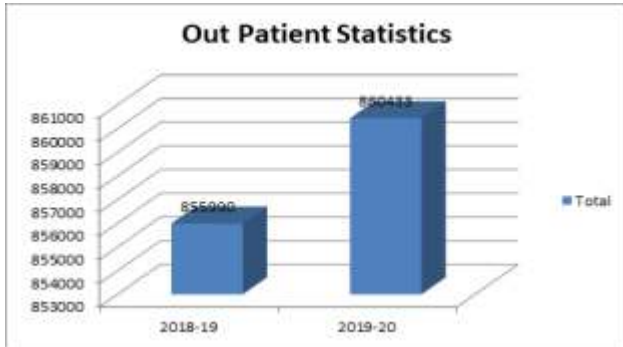


Figure 1.1

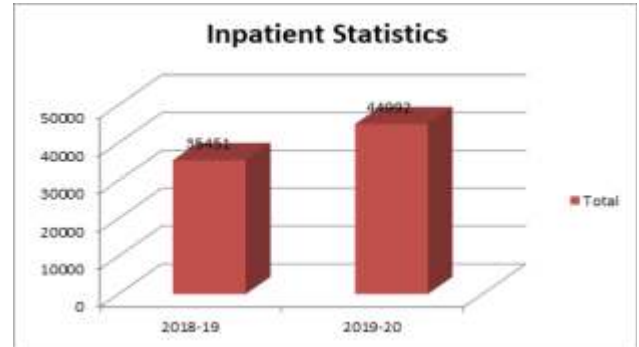


Figure 1.2

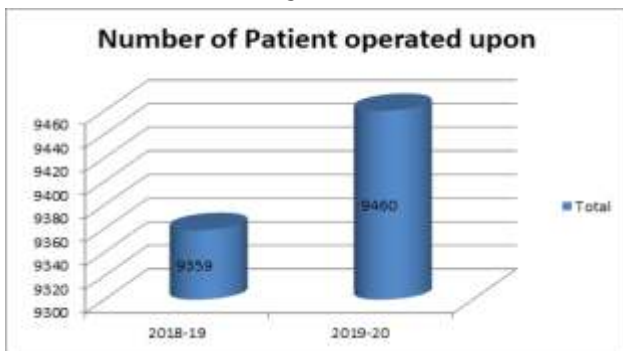


Figure 1.3

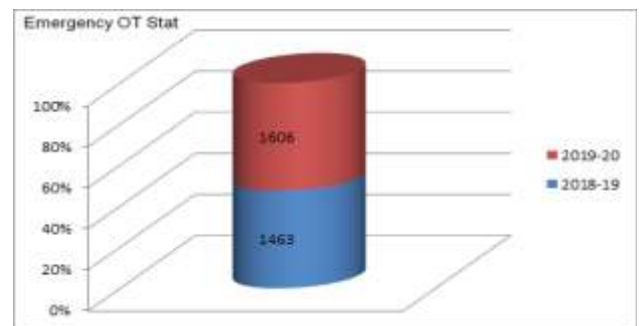


Figure 1.4(a)

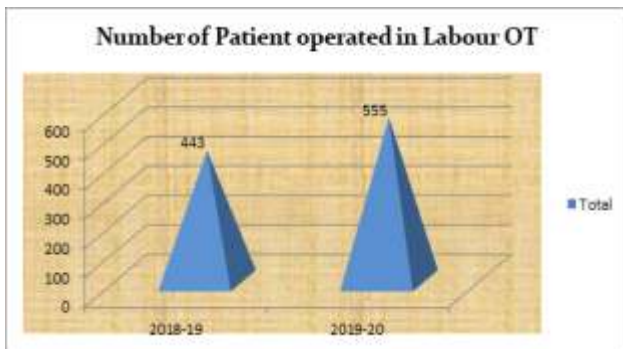


Figure 1.4(b)

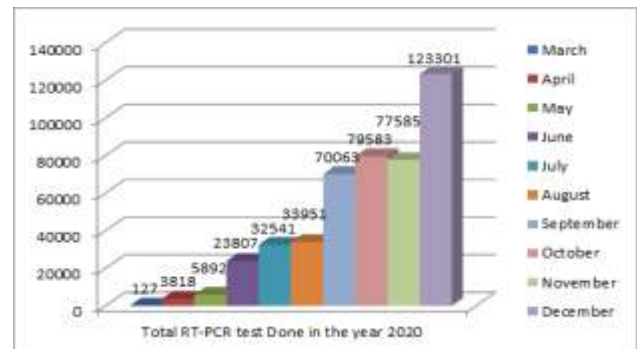


Figure 1.5

Total COVID Test Kit Done in the Year 2020

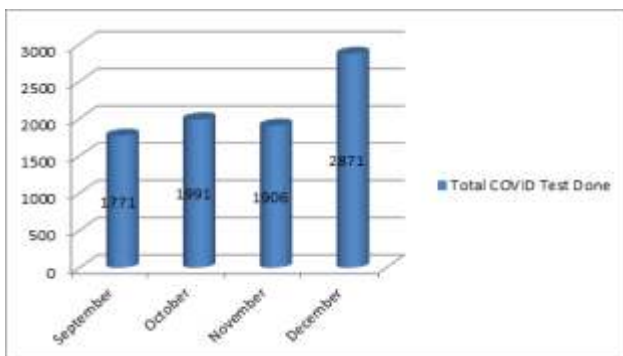


Figure 1.6

In Patient Admission Statistics for the Year 2020  
In the Department of Surgical Gastroenterology

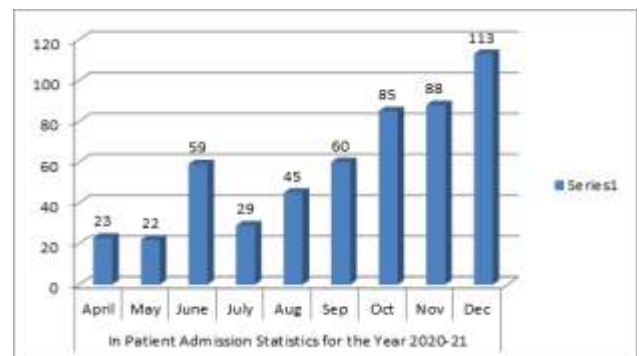


Figure 1.7(a)

### Surgical Gastroenterology Out Patient Statistics

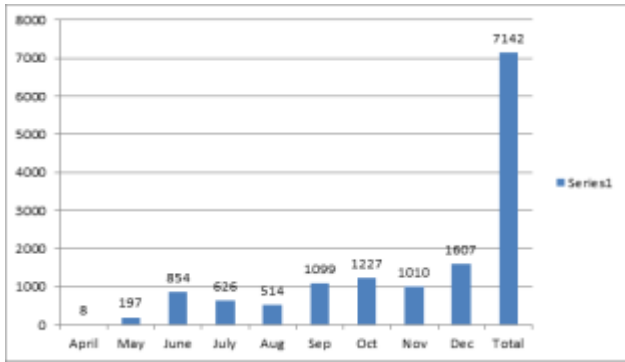


Figure 1.7(b)

### Cases Operated for Surgical Gastroenterology

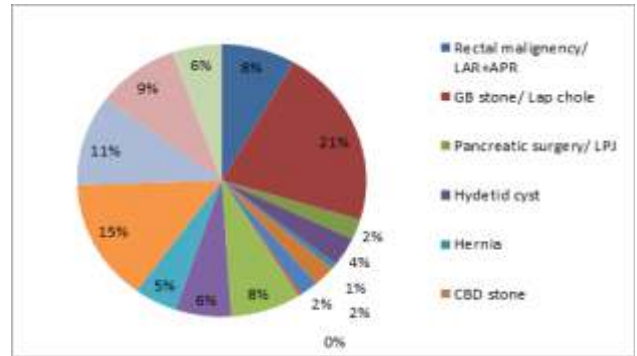


Figure 1.7(c)

### Investigation procedure for Microbiology

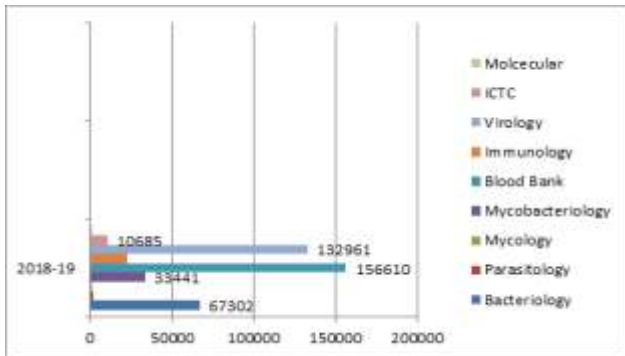


Figure 1.8(a)

### Investigation procedure for Microbiology

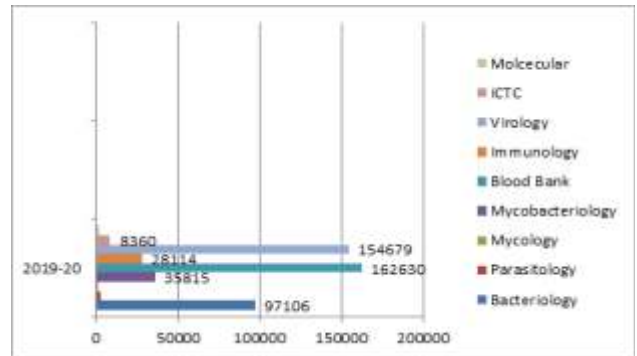


Figure 1.8(b)

### Investigations Procedure Statistics for Regional Cancer Center

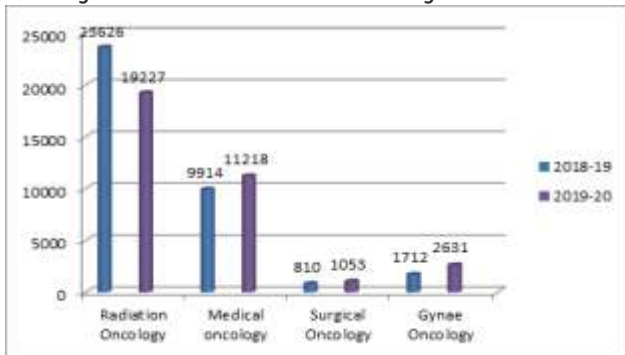


Figure 1.9

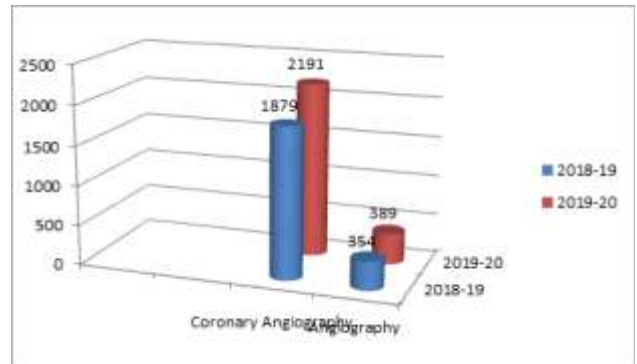
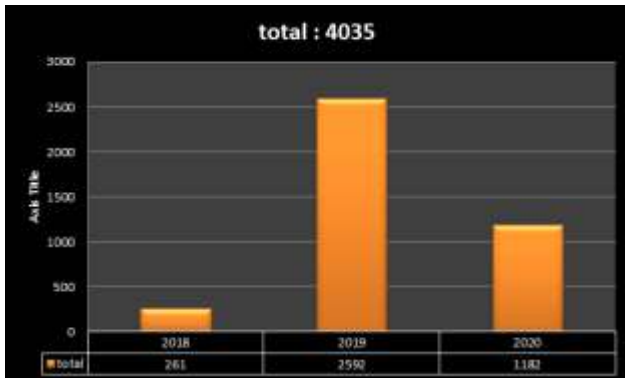


Figure 2.0

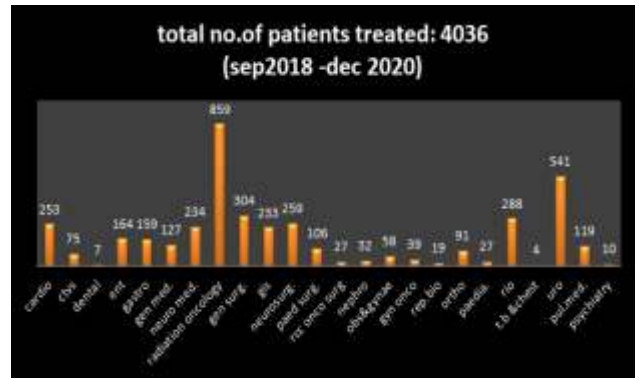




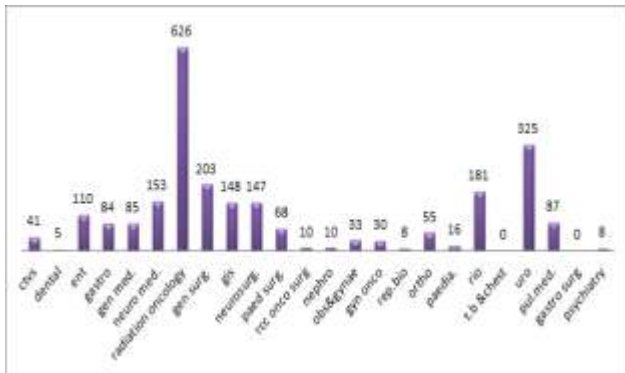
NO. OF GOLDEN CARD ISSUED: 6824 (TILL DATE)



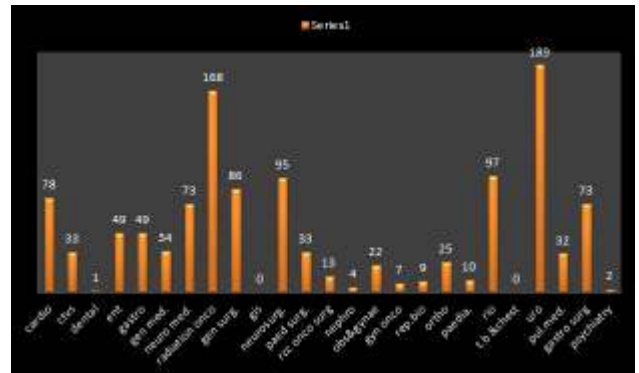
TOTAL NO. OF PATIENTS TREATED: 4035 (SEP 2018-DEC 2020)



DEPARTMENT WISE DISTRIBUTION OF TOTAL PATIENTS TREATED



DEPARTMENT WISE DISTRIBUTION: 2019



DEPARTMENT WISE DISTRIBUTION: 2020



AB-PMJAY : AMOUNT RECEIVED ( SEP.2018-DEC.2020)



### Medical Superintendent with AMS & DMS



### Physiotherapy Unit



### MS Cell Supporting Staff



# STORE SECTION



## Procurement Section : Stock Keeping Section

1.	Er. Shailendra Kumar Singh	Office In-Charge, S & P Cell, IGIMS, Patna
2.	Sri Indal Kumar	Assistant Store Officer
3.	Sri Atish Kumar	Upper Division Clerk
4.	Sri Biswapradip Biswas	Jr. Store Officer
5.	Sri Jitendra Kumar	Store Keeper
6.	Priya	Store Keeper
7.	Swati Kumari	Store Keeper
8.	Shalini Singh	Store Keeper
9.	Chandani Kumari	Store Keeper
10.	SrishtiBharti	Store Keeper
11.	Sri Raja Ram Paswan	Store Keeper

### Introduction

Central Store Department of IGIMS especially plays a vital role in the smooth and efficient functioning of the organisation for supply of highest quality equipment and product at lowest possible cost, start from the recognition of need, its standardisation floating the tender, selection of the items, placement of S.O., its dispatch in, to throughout and to the ultimate user, documentation of Stores, Inspection and approval/Rejection, issue & timely inventory verification.. It deals the management of material like planning, purchasing, Inventory Control, care and preservation, issue of Material, accounting and Disposal of Scarp. It is in direct touch with the user department in its day to day activities. Our most important purpose is to serve uninterrupted service to various user departments.

The significant Growth in various disciplines and activities of IGIMS, increase in procurements methods during the financial year 2020-21 till the date. The target achieved during the financial year is as under:

### List of Equipments Procure During 2020-2021 Anaesthesiology

Sl.No.	Description of Item	Qty.
1	Video Laryngoscope	01
2	Flexible Intubation Video Endoscope Paediatrics & Adult	01
3	Portable Isolation Chamber	04
4	Portable Color Doppler	02
5	HFNO Devices	01
6	ABG Machine	01

### Advance Molecular Microbiology

Sl.No.	Description of Item	Qty.
1	Automated PCR	01
2	Refrigerated Micro Centrifuge	01
3	Biosafety Cabinet	01

4	Shaker Incubator	01
5	Centrifuge Machine	01
6	Electronic Balance	01
7	DNA Gel Electrophoresis System	01
8	Protein Electrophoresis and blotting system	01
9	Multi-Well plate shaker	01
10	Biospectrophotometer (Nano volume Spectrophotometer)	01
11	Table Top Centrifuge (Multiple Rotors)	01
12	UV-Trans-illuminator	01
13	Next Generation Sequencing platform	01

### RIO

Sl.No.	Description of Item	Qty.
1	Color Doppler	01
2	OCT Angio	01
3	Phoropter with Auto Ref - Keratometer and High End Slit Lamp	01
4	Advance Combined Phacoemulsification System	01
5	Specular Microscope	01
6	Collagen Cross Linkage	01
7	Microscope for Posterior Segment Surgery	01
8	Vitreectomy Machine	01
9	810 nm Diode Laser for Treatment of Glaucoma	01

### TB & Chest

Sl.No.	Description of Item	Qty.
1	Portable Ultrasound	01
2	Flexible Video Thoracoscope	01

### Reproductive Medicine

Sl.No.	Description of Item	Qty.
1.	High End Color Doppler Ultrasound System	01
2.	Trigas Incubator	01
3.	IVF Laser System	01

### Orthopaedics

Sl.No.	Description of Item	Qty.
1	Battery Operated Power Drill System	04
2	Manikins	13
3	Navigation System	01
4	Arthroscopy System	01

### Different Departments

Sl.No.	Description of Item	Qty.
1	Haemodialysis Machine	09
2	RO System	04
3	Portable Ventilator	11

### Liver Transplant

Sl.No.	Description of Item	Qty.
1	Cardiac Output Monitor	02
2	Spy glass Choangoscope	01

### Radiology

Sl.No.	Description of Item	Qty.
1.	Digital Radiography System	01
2.	16 Slice Spiral C.T. Scanner	01
3.	Digital Mammography System	01
4.	X-Ray Machine	02

### Surgical Oncology

Sl.No.	Description of Item	Qty.
01	Color Doppler	01
02	Smoke Evacuation System	01
03	Harmonic Accessories	

### Paediatrics

Sl.No.	Description of Item	Qty.
1	Infusion Pump	18
2	Multipara Monitor	08
3	ICU Ventilator	04
4	Portable Ultrasound	01

### Paediatric Surgery

Sl.No.	Description of Item	Qty.
01	Harmonic	01

### Tissue Bank

Sl.No.	Description of Item	Qty.
01	Laboratory Centrifuge	02
02	Laminar Air Flow (BSL 3)	02
03	Autoclave electrically Operated	02
04	Ultra Low Temperature Freezers (-80 deg C)	04
05	Fully Automated Elisa Reader and Washer	01

### Anatomy

Sl.No.	Description of Item	Qty.
1.	Projection &Penta Head Microscope	01
2.	Monocular Microscope	25
3.	Semi Motorized Microtome + Embedding Station	01
4.	Autostainer	01

### Sotto

Sl.No.	Description of Item	Qty.
01	Compressor Based Ventilator	02

### Pharmacology

Sl.No.	Description of Item	Qty.
1	Non Invasive Blood Pressure Machine	1
2	Deep Freezer (-86°C)	1
3	PCR	1
4	UV Tranilluminator	1
5	Centrifuge Machine with swing out Rotor 8* 15ml	1
6	Digital Analytical Weighing Machine	1

### State Cancer Institute

Sl.No.	Description of Item	Qty.
01	Thomson Retractor System	01

### Urology

Sl.No.	Description of Item	Qty.
01	Saline TURP	01
02	Laparoscopic Camera	

### CTVS

Sl.No.	Description of Item	Qty.
1	ACT Machine	01
2	Cardiac Stabilizer	01

## Cardiology

Sl.No.	Description of Item	Qty.
1	ECG Machine	01

## PMR

Sl.No.	Description of Item	Qty.
1	CPM for Upper Limb	1
2	CPM for Lower Limb	1
3	PRP Centrifuge Machine	1
4	Dynamic Stair Trainer	1
5	Examination Table (Hydraulic + height Adjustable	1
6	Ultrasound and Electrotherapy Combination Therapy Unit	1
7	Unweighing support system For gait-training	1
8	Microwave Diathermy and Traction Combination Unit	1
9	Tilt Table Motorised	1
10	Upper & Lower Body Ergometers	1
11	Parellar Bar with Mirror	1
12	Shoulder Wheel	1
13	Static Exercise Cycle	1

# ACCOUNTS DEPARTMENT

Accounts Section of Indira Gandhi Institute of Medical Sciences, Sheikhpura, Patna is a very important section of this Institute. All financial activities managed and controlled from here. For example- Budget preparation, Obtaining Grant from Government, Conducting Internal Audit by Chartered Accountant and Statutory Audit by A.G. Bihar and compliance of Audit objection, Preparation of Annual Accounts, Management of collection and refund of patient through different Cash Collection Counters, to provide Utilization Certificate to Government for Grant received, Management of Fund received for Cancer patients or other and to provide its Utilization, Payment to Contractor and suppliers, Salary payment of Institute, Medical College and Nursing College employees, Computation of Income Tax etc.

**During the Financial Year 2019-20 following Officers/staff worked in Accounts Section:**

Sl.	Name	Designation
01	Sri Manoj Kumar	Financial Advisor
02	Anil Kumar Chaudhary	Finance & Chief Accounts Officer
03	Md. Arshad Alam	Accounts Officer
04	Md. Moneer Hussain	Assistant Accounts Officer
05	Ravi Shankar Gupta	Assistant Accounts Officer
06	Jiwas Paswan	Assistant Accounts Officer
07	Dilip Kumar	Junior Accounts Officer & Cashier
08	Sheel Raj Biplab	Junior Administrative Officer
09	Birendra Kumar	Sr. Administrative Assistant /Assistant Cashier
10	Sudama Lohra	Sr. Administrative Assistant
11	Shambhu Sharan	Store Keeper
12	Birendra Xaxa	Sr. Administrative Assistant
13	Shekhar Chandra Sinha	Sr. Administrative Assistant
14	Ratneshwar Kumar	Jr. Administrative Assistant
15	Manish Kumar	Jr. Administrative Assistant
16	Abhimanyu Kumar Singh	Jr. Administrative Assistant

**During the Financial Year 2019-20 :**

1.	Budget Estimate	Rs. 867,00,00,000
2.	Grant-in-aid received	Rs. 395,79,00,000
3.	Internal Receipt	Rs. 68,66,52,000
4.	Expenditure incurred	Rs. 456,82,89,000

## PROGRESS & ACCHEIVEMENT

During the Financial Year 2019-20 many progress & achievement made some of them are as under :

1. Annual Accounts for the financial year 2018-19 prepared by Chartered Accountant M/s Gady Shaw & Associate. Further Annual Accounts for the financial year 2019-20 under preparation by the same Chartered Accountant firm and its likely to complete shortly.

INDIRA GANDHI INSTITUTE OF MEDICAL SCIENCES SHEIKHPURA, PATNA - 800024 BALANCE SHEET AS ON 31ST MARCH 2019					
FUNDS & LIABILITIES	AMOUNT (₹)	AMOUNT (₹)	PROPERTIES & ASSETS	AMOUNT (₹)	AMOUNT (₹)
<b>WITHHELD</b>			<b>KIDNEY TRANSPLANTATION UNIT</b>		
As per last account	14,459,890.41		As per last account		8,956,471.00
Add: During the year	(5,494.00)	14,454,396.41			
<b>ROYALTY</b>			<b>MEDICAL COLLEGE BUILDING CONSTRUCTION</b>		
As per last account	1,296,506.00		As per last account	225,953,293.00	702,288,037.00
Add: During the year	619,762.00	1,883,268.00	Add: During the year	479,734,744.00	
<b>P.A. INTEREST</b>			<b>ENGINEERING BUILDING</b>		
As per last account		476,089.15	As per last account		16,870,864.00
<b>1% RETAINED MONEY</b>			<b>TRAUMA CENTRE</b>		
As per last account		6,805.97	As per last account		16,883,359.00
<b>RECOVERY OF COMPENSATION</b>			<b>HOSPITAL BUILDING</b>		
As per last account		64,387.90	As per last account		309,545,742.00
<b>GPF / EPF</b>			<b>CURRENT ASSETS, LOANS &amp; ADVANCES</b>		
As per last account	2,794,365.00		<b>CASH AND BANK BALANCES</b>		
Add: During the year	1,662,124.00	4,476,489.00	CASH-IN-HAND	130,793.65	
<b>GPF ADVANCE</b>			In SBI A/c with SBI	53,424,405.99	
As per last account	1,228,577.92		In SBI A/c with Allahabad Bank	893,719,102.52	
Add: During the year	(201,447.50)	1,027,130.92	In SBI A/c with Allahabad Bank Pl. A/c	315,867,653.00	
<b>GROUP INSURANCE</b>			In SBI A/c with Allahabad Bank L-2	332,249.00	
As per last account	1,487,847.50		In SBI A/c with Allahabad Bank MRO A/c	23,068,957.00	
Add: During the year	(17,520.00)	1,470,317.50	In SBI A/c with Allahabad Bank Tuition fee A/c	61,671,671.00	1,358,304,509.16
<b>GST</b>			In SBI A/c with Allahabad Bank Hostel fee A/c	85,850.00	
During the year (CGST, SGST & IGST)		3,822,903.00	<b>FIXED DEPOSITS</b>		2,304,191,184.00
<b>SALES TAX</b>			SECURITY DEPOSIT (PESU) - As per last account		2,397,100.00
As per last account	3,958,969.50		SECURITY DEPOSIT (other) - As per last account		16,574.00
Add: During the year	(2,650,147.00)	1,308,842.50	<b>FESTIVAL ADVANCE</b>		
<b>INCOME TAX</b>			As per last account	153,406.96	
As per last account	23,383,345.82		Less: During the year	(21,500.00)	121,906.96
Add: During the year	(23,638,981.30)	(253,615.18)	<b>STAFF ADVANCE</b>		
			As per last account		2,190,251.93
			<b>T.A. ADVANCE</b>		
			As per last account		297,358.83

INDIRA GANDHI INSTITUTE OF MEDICAL SCIENCES SHEIKHPURA, PATNA - 800024 BALANCE SHEET AS ON 31ST MARCH 2019					
FUNDS & LIABILITIES	AMOUNT (₹)	AMOUNT (₹)	PROPERTIES & ASSETS	AMOUNT (₹)	AMOUNT (₹)
<b>MEDICAL ADVANCE</b>			<b>ADVANCE TO OTHERS</b>		
As per last account	76,734,830.60		As per last account		5,858,400.96
Add: During the year			<b>ADVANCE TO CONTRACTORS</b>		
<b>OTHERS</b>	(97,800.00)		As per last account	49,000,741.00	
MEDICAL ADVANCE PMRF	40,000,000.00		Add: During the year		
MEDICAL ADVANCE GOVT OF JHARKHAND	1,630,700.00	120,343,730.60	CHOD PATEL CONSTRUCTION	(49,809,744.00)	
<b>CAUTION MONEY</b>			SANJAY KUMAR SINGH	2,890,000.00	27,580,000.00
As per last account	(129,700.00)		LARDUN & TURBO	25,000,000.00	
Add: During the year	7,099,500.00	6,969,800.00	<b>HOSPITAL WASTE MANAGEMENT</b>		
<b>UNEPA</b>			As per last account		4,888,402.00
As per last account		135,387.00	<b>ADVANCE TO SUPPLIERS</b>		
<b>FAMILY COMPENSATION</b>			As per last account	33,265,063.49	
As per last account	2,300.00		Less: During the year	(254,803.30)	32,060,260.49
Less: During the year	(2,300.00)		<b>IMPREST</b>		
<b>LABOUR CESS</b>			As per last account	113,090.28	
As per last account	847,735.00		Add: During the year		
Add: During the year	1,772,523.00	2,420,278.00	SANCU DEPT	4,000.00	
<b>N.P.S</b>			CENTRAL ANIMAL	3,000.00	
As per last account	9,148,094.00		ICLU	2,000.00	
Add: During the year	18,025,448.81	27,157,502.81	LIVER TRANSPLANT UNIT	2,000.00	
<b>PROFESSIONAL TAX</b>			GUEST HOUSE	5,000.00	
As per last account	230,037.00		EMERGENCY ICU	2,000.00	
Add: During the year	1,000.00	231,037.00	HCU ZONE	3,000.00	
<b>DELAY OF WORK</b>			CTVS ICU	2,000.00	
As per last account	198,680.00		MODULAM OT NEURO	5,000.00	
<b>COMPLETION TIME</b>			SCJ CHIEF	3,000.00	
As per last account	70,507.20		EMERGENCY HDU (IMPREST)	2,900.00	148,090.08
<b>NBCC RECOVERY</b>			<b>STOCK OF MATERIAL</b>		
As per last account	80,000.00		As per last account		1,709,820.37
<b>CSIR</b>			<b>SHORT DEPOSIT</b>		
As per last account	1,666.00		As per last account	1,510.00	
Less: During the year	(1,666.00)		Less: During the year	(1,510.00)	
<b>SCHOLARSHIP</b>			<b>MEDICAL ADVANCE TO STAFF</b>		
As per last account	342,340.00		As per last account		208,064.00
Add: During the year	873,090.00	1,115,400.00			



INDRA GANDHI INSTITUTE OF MEDICAL SCIENCES SHEKHUPURA, PATNA - 800024 BALANCE SHEET AS ON 31ST MARCH, 2020					
FUNCS & LIABILITIES	AMOUNT (₹)	AMOUNT (₹)	PROPERTIES & ASSETS	AMOUNT (₹)	AMOUNT (₹)
<b>MEDICAL COLLEGE (UNADJUSTED AMOUNT OF STUDENTS)</b>			<b>MOBILISATION ADVANCE TO CIGD PATEL</b>		
During the year			As per last account	12,708,881.00	
Loan DRCC	833,200.00		Less: During the year	(2,327,478.00)	10,371,403.00
Loan Minority	5,200.00	538,200.00			
<b>MACHINE &amp; EQUIPMENT FUND</b>					
As per last account		2,876,527.00			
<b>CTRC</b>					
As per last account	252,544.00				
Less: During the year	(252,544.00)				
<b>TEST ADVANCE</b>					
As per last account	31,600.00				
Less: During the year	(31,600.00)				
<b>MBBS MEDICAL AWARD (GOLD MEDAL)</b>					
As per last account	900,000.00				
Add: During the year	423,123.00	1,323,123.00			
<b>GRATUITY PAYABLE</b>					
As per last account	101,131.00				
Add: During the year	2,000,200.00	2,101,131.00			
		<b>8,820,028.00</b>			<b>8,820,028.00</b>

Signed in terms of our annexed report of even date

For GADLY SHAW & ASSOCIATES  
CHARTERED ACCOUNTANTS  
FIRM REG. NO. 3279882



CA Swastika J Gady  
(Partner)  
Membership No. 330878

Date: June 8, 2020  
Place: Patna  
LOIN: 20302478AAAAAP2958

INDRA GANDHI INSTITUTE OF MEDICAL SCIENCES SHEKHUPURA, PATNA - 800024 INCOME & EXPENDITURE ACCOUNT FOR THE YEAR ENDED 31ST MARCH, 2020					
EXPENDITURE	AMOUNT (₹)	AMOUNT (₹)	INCOME	AMOUNT (₹)	AMOUNT (₹)
<b>EMPLOYEES EMOLUMENTS &amp; BENEFITS</b>			<b>HOSPITAL RECEIPTS</b>		
ARREAR PAY AC	212,372,229.00		CASH COUNTER (HR)	234,028,177.00	
BONUS AC	2,279,813.00		EMERGENCY COUNTER (HR)	74,816,827.00	
LEAVE SALARY CONTRIBUTION	587,778.00		BILL COUNTER (HR)	120,000.00	
LEVEY & UNIFORM	48,748.00			204,798,714.00	
LEAVE ENCASHMENT	28,941,802.00		<b>ADD: ADVANCE FROM IDP</b>		
MEDICAL REIMBURSEMENT	2,487,544.00		CASH COUNTER (IDP)	72,453,400.00	
SALARY & WAGES	1,326,365,232.00		EMERGENCY COUNTER (IDP)	107,136,188.00	
INTERNSHIP SALARY	27,294,417.00		LESS: BILL COUNTER (IDP)	(33,348,217.00)	
H.S. ADV (SAL)	86,372.00			64,241,371.00	
LEARNING RESOURCE ALLOWANCE	2,728,643.00		<b>ADD: PAID CLINIC RECEIPTS</b>		
PENSION (RECSAL)	579,000.00		PAID CLINIC REG.	218,000.00	
POST DOCTORAL RESEARCH	601,328.00		PAID CLINIC OLD REG.	40,000.00	
HRA ARREAR	443,821.00		URBAN CLINIC	280.00	
PENSION CONTRIBUTION	430,077.00			258,280.00	
EDUCATIONAL DEDUCTION	20,631.00		<b>ADD: DHARAMEHALA RECEIPTS</b>		
WAGES AC	158,200.00		EMERGENCY COUNTER (DHARAME)	797,700.00	
	1,603,743,707.00		LESS: CASH COUNTER (DHARAME)	(71,883.00)	
LESS: HOUR RENT RECEIPTS	1,188,807.00			625,817.00	
LESS: OTHER DEDUCTION	4,548,866.00	1,598,096,014.00	<b>LESS: HOSPITAL EXPENSES</b>		
LESS: POST DOCTORAL RESEARCH	310,000.00		PAID CLINIC PAYMENT	121,523.00	441,888,964.00
		132,491,074.00	<b>INTEREST ON FDR</b>		
<b>CONSUMABLE &amp; STORE</b>			FOR INTERESTS & I	48,985,983.00	
<b>ELECTRICITY CHARGES</b>			FOR INTEREST (ALLAH)	(30,762,827.00)	179,388,880.00
ELECTRICITY CHARGE (SPESAL)	41,437,541.00		<b>MISCELLANEOUS RECEIPTS</b>		
BOYS HOSTEL OLD	101,740.00		PARKING CHARGE	636,000.00	
INSPECTION FEE FOR ELECTRICITY	86,500.00		MISC RECEIPT	1,188,423.50	
	41,625,781.00		PENALTY	2,948,296.00	
<b>LESS: ELECTRIC CHARGES RECEIPTS</b>			RAIN BASINA	19,800.00	
N.P. MEDICAL HALL (ELEC. CHR)	67,276.00		AMBULANCE CHARGES	13,170.00	
D.A.V. SCHOOL (ELEC. CHR)	136,430.00		GUEST HOUSE	123,900.00	
POST OFFICE	13,833.00		EXCESS DEPOSIT	11,228.00	
VIJAY CHANDRA (ELEC.)	78,187.00		ANNUAL FEE FOR SUPER DELUX TOILET	16,121.00	
ALLAHABAD BANK (ELEC.)	140,188.00		AUCTION	88,273.00	
JAYANTI ADVERTISING	27,388.00		AUDITORIUM BOOKING CHARGE	108,700.00	
MEDICINAL & AROMATIC PLANT (ELEC.)	41,277.00		TRAINING FEES RECD	188,896.00	
PS INFRASTRUCTURE	2,541.00		INTEREST ON MOBILISATION ADVANCE	2,884,807.00	
GUEST HOUSE	14,354.00		COST OF TONER & PAPER	2,384,790.00	
ELECTRICITY CHARGES - EMPLOYEES	43,433.00		APPLICATION FORM FACULTY	88,375.00	18,524,280.00
JAYANTI ADV TEA STALL	38,348.00				
M/S AMBIT	182,227.00				
SULASH SOUHALAYA	2,346.00				
	794,813.00	40,980,983.00			
<b>PRINTING &amp; STATIONERY</b>					
		8,098,811.00			

INDIRA GANDHI INSTITUTE OF MEDICAL SCIENCES SHEIKHPURA, PATNA - 80014					
INCOME & EXPENDITURE ACCOUNT FOR THE YEAR ENDED 31ST MARCH, 2020					
EXPENDITURE	AMOUNT (₹)	AMOUNT (₹)	INCOME	AMOUNT (₹)	AMOUNT (₹)
REPAIR & RENOVATION (BUILDING)			INCOME FROM MRE		
MODERNIZATION OF OPD	1,911,379.00		TOTAL COLLECTION	42,144,871.00	
MODERNIZATION OF PVT WARD	2,790,063.00		LESS: PAYMENT MADE TO PWP PARTNER	(27,153,368.00)	14,991,503.00
REPAIR & MAINTENANCE (BUILDING)	157,304,908.00		INTEREST FROM SB/AG		
Rep & Reno Pk work of Ward Block	5,021,708.00		ALLAHABAD BANK	102,718,907.00	
Rep & Reno Pk work of Diagnostic Block	3,518,701.00		SB	4,091,890.00	
Rep & Reno Pk work of M. College Building	771,464.00		MEDICAL COLLEGE BANK A/C	1,022,488.00	107,813,285.00
Rep & Reno Pk work of Old MOH Qr	2,568,370.00				
Upg of RCC building	1,568,963.00				
Upg of existing Garage RCC Home Pipe	3,970,781.00				
Construction of Motor Gas Pipeline	4,278,577.00				
Const. of Boundary Wall	536,365.00	184,188,370.00	DEFICIT TO BE CARRIED FORWARD TO BS		1,728,912,440.00
OUTSOURCING EXPENSES					
OUTSOURCING OF LAUNDRY	13,781,005.00				
OUTSOURCING OF MANPOWER	185,286,177.00				
OUTSOURCING OF CASH COUNTER	55,023,824.00				
SECURITY & SANITATION	71,814,558.00	325,707,564.00			
GRATUITY PAID TO LIC		44,000,000.00			
PENSION TRUST FUND TRANSFERRED TO PENSION ACCOUNT DURING THE YEAR		118,871,252.00			
		2,343,628,101.00			2,642,824,211.00

Signed in terms of our annexed report of audit date

For GADLY SHAW & ASSOCIATES  
CHARTERED ACCOUNTANTS  
FIRM REG. NO. 0379488

CA Gushon J Dady  
(Partner)  
Membership No. 202879

Date: June 8, 2020  
Place: Patna  
UDIN: 20050275AAAAAF2596



INDIRA GANDHI INSTITUTE OF MEDICAL SCIENCES SHEIKHPURA, PATNA - 80014					
RECEIPTS & PAYMENTS ACCOUNT FOR THE YEAR ENDED 31ST MARCH, 2020					
RECEIPTS	AMOUNT (₹)	AMOUNT (₹)	PAYMENTS	AMOUNT (₹)	AMOUNT (₹)
OPENING BALANCES			EMPLOYEES EMOLUMENTS & BENEFITS		
CASH IN HAND	195,173.65		ARRRER PAY A/C	212,972,329.00	
In SB/ A/c with SB	185,241,510.45		BONUS A/C	2,275,813.00	
In SB/ A/c with Allahabad Bank	2,369,722,123.38		LEAVE SALARY CONTRIBUTION	597,779.00	
In SB/ A/c with Allahabad Bank L-E	332,248.00		LEAVY & UNIFORM	48,748.00	
In SB/ A/c with Allahabad Bank MRE A/c	18,077,754.00		LEAVE ENCASHMENT	28,941,802.00	
FIXED DEPOSITS	1,045,445,830.00	4,248,013,907.48	MEDICAL REIMBURSEMENT	2,487,144.00	
HOSPITAL RECEIPTS			SALARY & WAGES	1,328,095,202.00	
CASH COUNTER (HR)	224,029,177.00		INTERNSHIP SALARY	27,254,417.00	
EMERGENCY COUNTER (HR)	74,618,527.00		H.B. ADV (SAL)	88,377.00	
BILL COUNTER (HR)	125,620.00		LEARNING RESOURCE ALLOWANCE	2,728,943.00	
	299,267,324.00		PENSION (RECSAL)	870,000.00	
ADD: ADVANCE FROM IDP			POST DOCTORAL RESEARCH	851,129.00	
CASH COUNTER (IDP)	72,459,405.00		HRA ARREAR	443,821.00	
EMERGENCY COUNTER (IDP)	107,106,168.00		PENSION CONTRIBUTION	450,077.00	
LESS: BILL COUNTER (IDP)	(33,548,217.00)		EDUCATIONAL DEDUCTION	20,821.00	
	146,017,356.00		WAGES A/C	158,000.00	
ADD: PAID CLINIC RECEIPTS				1,808,743,707.00	
PAID CLINIC REG	219,300.00		LESS: HOUSE RENT RECEIPTS		
PAID CLINIC OLD REG	45,000.00		LESS: OTHER DEDUCTION	1,188,807.00	
URSAM CLINIC	280.00		LESS: POST DOCTORAL RESEARCH	4,048,800.00	1,368,286,034.00
	264,580.00		CONSUMABLE & STORE	910,200.00	132,491,814.00
ADD: DHARAMSHALA RECEIPTS			ELECTRICITY CHARGES		
EMERGENCY COUNTER (DHARAM)	737,700.00		ELECTRICITY CHARGES (PERLU)	41,437,141.00	
LESS: CASH COUNTER (DHARAM)	(87,993.00)		BOYS HOSTEL OLD	101,740.00	
	649,707.00		INSPECTION FEE FOR ELECTRICITY	68,826.00	
LESS: HOSPITAL EXPENSES				41,607,707.00	
PAID CLINIC PAYMENT	171,523.00	445,596,564.00	LESS: ELECTRIC CHARGES RECEIPTS		
	171,523.00		N.P. MEDICAL HALL (ELEC. CHR)	87,278.00	
INTEREST ON FDR FOR INTEREST (B I)	48,940,953.00	179,388,898.00	O.A.V. SCHOOL (ELEC. CHR)	128,430.00	
FDR INTEREST (ALLAH)	130,792,837.00		POST OFFICE	13,833.00	
MISCELLANEOUS RECEIPTS			VJAY CHANDRA (ELEC)	78,157.00	
PARKING CHARGES	8,811,423.00		ALLAHABAD BANK (ELEC)	149,188.00	
MISC RECEIPT	2,398,288.00		JAYANTI ADVERTISING	27,388.00	
PENAL TV	19,806.00		MEDICINAL & AROMATIC PLANT (ELEC)	41,077.00	
RAIN BAGERA	13,370.00		PS INFRASTRUCTURE	3,341.00	
AMBULANCE CHARGES	123,900.00		GUEST HOUSE	14,384.00	
GUEST HOUSE			ELECTRICITY CHARGES - EMPLOYEES	43,435.00	
			JAYANTI ADV TEA STALL	38,348.00	
			MIS AMRT	132,122.00	
			SLEASH BOUCHALAYA	2,948.00	
				794,622.70	40,880,880.00



SHRI KHANDI INSTITUTE OF MEDICAL SCIENCES SHRI KHANDI, PATNA-800034					
RECEIPTS & PAYMENTS ACCOUNT FOR THE YEAR ENDED 31ST MARCH, 2019					
RECEIPTS	AMOUNT (₹)	AMOUNT (₹)	PAYMENTS	AMOUNT (₹)	AMOUNT (₹)
EXCESS DEPOSIT	206.00		PRINTING & STATIONERY		6,588,211.00
ANNUAL FEE FOR SUPER DELUXE TOILET AUCTION	18,101.00		TELEPHONE EXPENSES		
AUDITORIUM BOOKING CHARGES	59,913.00		TELEPHONE EXP	385,037.00	
TRAINING FEES RECD	106,900.00		MOBILE BILL	1,001,142.00	1,381,669.00
INTEREST ON MOBILISATION ADVANCE	186,600.00		TA & CONVEYANCE		
COST OF TENDER PAPER	5,364,807.00		T.A. & CONVEYANCE		6,984,388.00
APPLICATION FORM FACULTY	2,304,700.00	18,788,280.00	ADVERTISEMENT & PUBLICITY		7,360,878.72
	86,375.00		MEDICAL COLLEGE, NURSING COLLEGE AND PARAMEDICAL EXPENSES		
RENTAL RECEIPTS			MEDICAL COLLEGE EXP	1,782,276.00	
VINAY KUMAR	551,210.00		MEDICAL COUNCIL FEES	6,667,862.00	
N.P.MEDICAL HALL	1,034,357.00		EXAMINATION FEE (PG)	22,000.00	
			ADMISSION FEE PG COURSE	106,000.00	
VIJAY CHANDRA	46,764.00		MMS ADMISSION FEE	7,404,900.00	
HABIBULLAH ANSARI (RENTAL)	98,228.00		EXAMINATION & MODERATION - REMUNERATION	2,032,870.00	18,317,328.00
PAVAN KUMAR KJ.BROWAL	232,332.00	2,423,310.00	OFFICE EXPENSES		
ALLAHABAD BANK (RENT)	82,800.00		POSTAGE & STAMP	166,406.00	
FRONTLINE (NOR) BUSINESS (CANTEEN)	377,623.00		CASH INSURANCE	88,381.00	251,786.00
			VEHICLE MAINTENANCE EXP		
MEDICAL COLLEGE, NURSING COLLEGE AND PARAMEDICAL RECEIPTS			VEHICLE MAINTENANCE	679,835.00	
ACADEMIC CELL (RECEIPT & PAYMENT)	378,627.00		INSURANCE CHARGES (VEHICLE)	216,378.00	1,096,214.00
ADMISSION FEES (DNR)	70,000.00		MISC. & CONTEGENCY		
ADMISSION FEES (DM)	20,000.00		MISC & CONTEGENCY	10,068,481.13	
BOSCHUR RETOTUNG	12,500.00		BANK CHARGES	676,819.18	
BOSCHUR EXAM FEE	8,000.00		ROAD TAX PAID FOR NURSING COLLEGE BUS	80,818.00	
EXAMINATION FEE MCMCH	82,000.00		CELEBRATION OF INSTITUTE DAY (CEREMONY)	1,887,583.00	
EXAMINATION FEE MD ANAESTHESIA	8,706.00		NEWSPAPER & PERIODICALS	36,478.00	
MMS TUITION FEE	44,000.00		HONORARIUM (MISC)	230,300.00	
MMS HOSTEL FEE	52,500.00		WORLD CANCER DAY	298,818.00	
PARA MEDICAL EXAM FEE	1,000.00		EYE BANK	255,298.00	13,436,326.31
RETOTUNG FEE	290.00		PROFESSIONAL FEE		7,080.00
TEL FILM BADGE DMRT	9,600.00		LEGAL CHARGES		124,260.00
TUITION FEES (DNR)	140,000.00		RENT, RATES AND TAXES		
TUITION FEES (DM)	130,000.00		MUNICIPAL TAX		1,867,178.00
TUITION FEES (MCH)	1,840,000.00				
TUITION FEES (MDH)	80,000.00				
ACCOMMODATION CHARGES	2,425,000.00				
ADMISSION FEES	80,000.00				
ANNUAL APPRAISAL FEE	350,000.00				
ANNUAL TRASPOT FEE	2,511,500.00				
EXAMINATION FEE	4,884,000.00				
HOSTEL CHARGES	75,000.00				
LABORATORY FEE	10,300.00				
LATE FINE	90,260.00				
LIBRARY FEE					

SHRI KHANDI INSTITUTE OF MEDICAL SCIENCES SHRI KHANDI, PATNA-800034					
RECEIPTS & PAYMENTS ACCOUNT FOR THE YEAR ENDED 31ST MARCH, 2019					
RECEIPTS	AMOUNT (₹)	AMOUNT (₹)	PAYMENTS	AMOUNT (₹)	AMOUNT (₹)
LOG BOOK CHARGES	6,900.00		REPAIR & RENOVATION (MACHINERY)		
MARK SHEET CHARGES	37,900.00		REPAIR & MAINTENANCE (MACHINE)		32,818,817.00
MISC. RECEIPT	1,322,000.00		REPAIR & RENOVATION (BUILDING)		
POT FUND	8,000.00		MODERNIZATION OF OPD	1,311,378.00	
REGISTRATION FEE (EXAM)	10,000.00		MODERNIZATION OF PVT WARD	2,790,052.00	
REGISTRATION FEE	2,278,000.00		REPAIR & MAINTENANCE (BUILDING)	187,304,808.00	
RE-TOTALING FEE	98,900.00		Rep & Maint Pa work of Ward Block	5,021,798.00	
SRS (ONLINE)	28,000.00		Rep & Maint Pa work of Diagnostic Block	3,818,701.00	
SUPPLEMENTARY CHARGES	307,000.00		Rep & Maint Pa work of M. College Building	711,464.00	
PENALTY	22,800.00		Rep & Maint Pa work of Old MDH Ch	2,568,570.00	
UG STUDENTS	700,000.00		Upd of RCC building	1,588,863.00	
NURSING STUDENTS	(59,900.00)		Upd of existing damage RCC Home Pipe	3,870,781.00	
TUITION FEES	37,319,000.00	58,131,477.00	Centralization of Metal Gas Pipeline	4,276,577.00	
			Covert of Boundary Wall	535,365.00	184,185,370.00
INCOME FROM MRI			OUTSOURCING EXPENSES		
TOTAL COLLECTION	42,144,871.00		OUTSOURCING OF LAUNDRY	13,791,006.00	
LESS: PAYMENT MADE TO PFP PARTNER	(27,153,368.00)	14,991,503.00	OUTSOURCING OF MANPOWER	185,298,177.00	
INTEREST FROM SB A/C			OUTSOURCING OF CASH COUNTER	55,073,824.00	
ALLAHABAD BANK	102,715,357.00		SECURITY & SANITATION	71,814,558.00	329,197,564.00
MIR	4,591,695.00	107,629,578.00	GRATUITY		
MEDICAL COLLEGE BANK A/C	1,027,486.00		PAID TO LIC	44,300,000.00	
			LESS: RECD FROM LIC FOR EMPLOYER PAYMENT	3,000,000.00	41,600,000.00
MEDICAL ADVANCE			PENSION TRUST FUND		
MEDICAL ADVANCE PFP	40,000,000.00	41,708,700.00	TRANSFERRED TO PENSION ACCOUNT DURING THE YEAR		118,871,252.00
MEDICAL ADVANCE GOVT OF BIHAR	1,436,700.00		VEHICLE		
			DURING THE YEAR		1,863,580.00
EARNEST MONEY		4,660,294.40	EXTENSION OF TIME		24,120,468.00
STATE HEALTH SOCIETY		8,390,042.00	GROUP INSURANCE		17,830.00
GRANT-IN-AID (Govt. of Bihar)		2,000,000,000.00	DURING THE YEAR		
GRANT-IN-AID (Govt. of Bihar) CAPITAL			GPY ADVANCE		
GRANT-IN-AID (Joshi)		883,418.00	DURING THE YEAR		201,447.00
Recd During the year			INCOME TAX		
CAUTION MONEY	(10,000.00)		INCOME TAX (CONT)	4,532,370.00	
CAUTION MONEY (DNR)	(110,000.00)		INCOME TAX (SAL)	16,528,581.00	23,836,961.00
CAUTION MONEY (MD)					

PUNJAB GANDEH INSTITUTE OF MEDICAL SCIENCES SHIKHOPURA, PATNA - 800114					
RECEIPTS & PAYMENTS ACCOUNT FOR THE YEAR ENDED 31ST MARCH 2019					
RECEIPTS	AMOUNT (₹)	AMOUNT (₹)	PAYMENTS	AMOUNT (₹)	AMOUNT (₹)
CAUTION MONEY (DM)	200,000.00		MEDICAL ADVANCE DURING THE YEAR		87,800.00
CAUTION MONEY (MCH)	200,000.00		SECURED ADVANCE		34,388,877.00
CAUTION MONEY (PD)	800,000.00		ADVANCE TO CONTRACTORS	181,900,000.00	
CAUTION MONEY - PAMA MEDICAL	1,144,000.00	7,265,900.00	CICO PATEL CONSTRUCTION	2,580,000.00	
CAUTION MONEY - MEDICAL COLLEGE	7,448,300.00		SANJAY KUMAR SINGH	25,000,000.00	182,880,000.00
			LARSON & TURBO		
SECURITY DEPOSIT			LIBRARY BOOKS & JOURNALS		4,164,410.00
SECURITY DEPOSIT	28,815,021.00	32,859,302.00	BOOKS & JOURNALS		
IBSOO CONTRACTOR	4,844,300.00		HOSPITAL COMPLEX		
			CONSTRUCTION OF CATH LAB	18,716,760.00	
ADVANCE TO SUPPLIERS		294,800.00	ELECTRICAL WORK OF LIVER TRANSPLANT UNIT	7,861,326.00	
ELEKTA MEDICAL SYSTEM			CONSTRUCTION OF LIVER TRANSPLANT UNIT	5,111,300.00	
			Cont. of Buss of Urban Health Training	3,288,071.00	31,878,488.00
OPF / EPF	(71,254.00)	1,667,124.00	RETIREMENT DURING THE YEAR		6,494.00
OPF SUBSCRIPTION	1,853,376.00		STATE CANCER BUILDING		38,581,878.00
OPF (SAL)	40,200.00	4,772,923.00	Contribution of State Cancer Building (During the year)		
OPF (SAL)	40,200.00				
LABOUR CE23		418,762.00	MEDICAL COLLEGE BUILDING CONSTRUCTION	163,602,076.00	
ROYALTY		18,308,448.81	Construction of Medical Building	52,816,717.00	187,418,793.00
NEW PENSION SCHEME		1,000.00	Construction of Nursing Building		
PROFESSIONAL TAX			ELECTRICAL EQUIPMENT	120,830.00	
MEDICAL COLLEGE DUNADJUSTED AMOUNT OF STUDENTS		833,200.00	ELECTRICAL GOODS	283,494.00	
During the year		8,300.00	ELECTRICAL EQUIPMENT	11,788,784.00	13,202,328.00
Loan DRCC			ELECTRICAL WORK SUB-STATION		
Loan Minority			FURNITURE & FIXTURE	18,241,714.00	
SCHOLARSHIP	815,300.00	873,080.00	FURNITURE & FIXTURE	16,810,203.00	35,181,823.00
SCHOLARSHIP MBBS	19,580.00		HOSPITAL FURNITURE		
SCHOLARSHIP PAMA MEDICAL	34,280.00		IMPREST	4,000.00	
SCHOLARSHIP NURSING			UNCLD DEPT	3,000.00	
SALES TAX / GST	(2,850,147.00)	1,172,738.00	CENTRAL ANNUAL	2,000.00	
GST	1,853,913.00		MCA	2,000.00	
GST	1,853,913.00	1,172,738.00	LIVER TRANSPLANT UNIT		
GST	718,278.00	423,132.00			
MBBS MEDICAL AWARD (GOLD MEDAL)					



PUNJAB GANDEH INSTITUTE OF MEDICAL SCIENCES SHIKHOPURA, PATNA - 800114					
RECEIPTS & PAYMENTS ACCOUNT FOR THE YEAR ENDED 31ST MARCH 2019					
RECEIPTS	AMOUNT (₹)	AMOUNT (₹)	PAYMENTS	AMOUNT (₹)	AMOUNT (₹)
			GUEST HOUSE	5,000.00	
			EMERGENCY ICU	2,000.00	
			RED ZONE	2,000.00	
			CTVS ICU	2,000.00	
			NICULAR OT NEURO	2,000.00	
			SCI CHEF	2,000.00	
			EMERGENCY ICU (IMPREST)	7,000.00	53,000.00
			MACHINE & EQUIPMENT		
			MACHINE & EQUIPMENT	263,848,277.00	
			FIRE FIGHTING SYSTEM	2,716,568.00	
			MEDICAL EQUIPMENT	8,312,708.00	
			HOSPITAL EQUIPMENT	138,080,134.00	380,438,003.00
			OFFICE EQUIPMENT		7,528,548.00
			CLOSING BALANCES		
			CASH IN HAND	130,780.88	
			In SB A/c with SBI	53,474,408.88	
			In SB A/c with Allahabad Bank	482,719,102.82	
			In SB A/c with Allahabad Bank PL AV	318,867,833.00	
			In SB A/c with Allahabad Bank L.A	332,249.00	
			In SB A/c with Allahabad Bank MFD A/c	33,068,807.00	
			In SB A/c with Allahabad Bank Tullon fee A/c	61,333,071.00	
			In SB A/c with Allahabad Bank Housd fee A/c	88,880.00	
			FIXED DEPOSITS	2,304,181,184.00	3,882,187,083.18
		1,134,811,764.88			1,134,811,764.88

Signed in terms of our annexed report of even date  
 For GADLY SHAW & ASSOCIATES  
 CHARTERED ACCOUNTANTS  
 FIRM REG. NO. 127948

*Gadly Shaw*  
 CA Gadly J. Gadly  
 (Partner)  
 Membership No. 302679

Date: June 8, 2019  
 Place: Patna  
 UDIN: 2032879AAAAA2688



## Departments Photograph



# Department of ANAESTHESIOLOGY & CRITICAL CARE MEDICINE

## OUR MISSION:

Department of Anaesthesiology & Critical Care Medicine, Indira Gandhi Institute of Medical Sciences is the most prominent health care giver, manpower wise as well as with infrastructure. This department has catered to the need of many clinical department by providing anaesthetic support to Endoscopy unit, Radiology, Lithotripsy, Nephrology, Regional Cancer Centre, Regional Institute of Ophthalmology. It also has managed the responsibility to look after the different Intensive Care Units, High dependency unit round the clock and simultaneously does airway management & respiratory support to critically ill.

This department has developed 04 (Four) Modular Operation Theatres and 12 (Twelve) Semi Modular Operation Theatres, 14 (Fourteen) bed recovery unit & 15 (Fifteen) bed surgical ICU. The department has pioneered in patient care especially in Renal Transplant Anaesthesia, Pain & Palliative Care.

The department has been recognized by Medical Council of India for Postgraduate (M.D. Anaesthesiology). We are in the process of starting Post Doctoral Certificate courses in Cardiac, Neuro, Paediatricanaesthesia and Critical Care Medicine.

The department has been catering to all routine and emergency surgical patients during the covid outbreak. We have also provided support to the institute's healthcare worker in the form of establishing a 10 bedded COVID ICU.

Faculties :		
1.	Dr. K.H. Raghwendra	Professor and Head
2.	Dr. Prakash K. Dubey	Professor
3.	Dr. Vinod K. Verma	Professor
4.	Dr. Sanjeev Kumar	Professor
5.	Dr. Swati	Additional Professor
6.	Dr. Arvind Kumar	Additional Professor
7.	Dr. Mumtaz Hussain.	Additional Professor
8.	Dr. BibhaKumari	Assistant Professor
9.	Dr. Nidhi Arun	Assistant Professor
10.	Dr. Alok Kumar Bharti	Assistant Professor
11.	Dr. Swati Singh	Assistant Professor
12.	Dr. ShashankDhiraj	Assistant Professor
13.	Dr. Anu Chaudhary	Assistant Professor
Senior Residents		
1.	Dr. Jyoti Mala	Senior Resident
2.	Dr. Raja Avinash	Senior Resident
3.	Dr. Md. Faseehullah Alam	Senior Resident
4.	Dr. Manisha	Senior Resident
5.	Dr. Pankaj Kumar	Senior Resident
6.	Dr. Alok Kumar	Senior Resident
7.	Dr. Tulika Singh	Senior Resident
8.	Dr. Sudha Singh	Senior Resident
9.	Dr. Rakesh Kumar	Senior Resident

10.	Dr. Sumit Kumar Singh	Senior Resident
11.	Dr. Shanti Kumari	Senior Resident
<b>Junior Residents (Academic)</b>		
1	Dr. Sunny Kumar	Junior Resident
2	Dr. Shikha Singh	Junior Resident
3	Dr. Swati Shiromani	Junior Resident
4	Dr. Pankaj Kumar	Junior Resident
5	Dr. AkhilPiyush	Junior Resident
6	Dr. Manish Ranjan Shrivasta	Junior Resident
8	Dr. Ajit Kumar	Junior Resident
9	Dr. Waquas Ahmed	Junior Resident
10	Dr. Uzma Raihan	Junior Resident
11	Dr. Farheen Ahmed	Junior Resident
12	Dr. Madhulika Kumari	Junior Resident
13	Dr. Aziz Ahmed	Junior Resident
14	Dr. Gyanendra Kumar	Junior Resident
15	Dr. Rajesh Ram	Junior Resident
16	Dr. Anantu Kumar	Junior Resident
17	Dr. VivekRanjan	Junior Resident
18	Dr. Anita Kumari	Junior Resident
19	Dr. Neeraj	Junior Resident
20	Dr. Jitendra Pandey	Junior Resident
21	Dr. Supriya Kumar	Junior Resident
22	Dr. Priyanka Mohapatra	Junior Resident
23	Dr. Shweta Bharti Hembrom	Junior Resident
24	Dr. Shuchi Smita	Junior Resident
25	Dr. Amrit Kumar	Junior Resident
26	Dr. Alok Kumar	Junior Resident
27	Dr. VikramNath	Junior Resident
28	Dr. Deepak Kumar	Junior Resident
29	Dr. Sumit Kumar Raman	Junior Resident
30	Dr. Saroj Kumar	Junior Resident
31	Dr. Anil Kumar	Junior Resident
32	Dr. Neha Bharti	Junior Resident
33	Dr. Krishna Kant Karunakar	Junior Resident
34	Dr. ShreyasJaiswal	Junior Resident
35	Dr. Ashutosh Kumar	Junior Resident
36	Dr. Madhuri Kumari	Junior Resident
37	Dr. Manom Konyak	Junior Resident
38	Dr. Swarnika Singh	Junior Resident
39	Dr. Rishikesh	Junior Resident

40	Dr. Amit Kumar	Junior Resident
41	Dr. Mithilesh Kumar	Junior Resident
42	Dr. Nisha Kumari	Junior Resident
43	Dr. Rajeev Ranjan	Junior Resident
44	Dr. Md. Nezamuddin	Junior Resident
45	Dr. Anuj Kumar	Junior Resident
46	Dr. Swapnil Keshav	Junior Resident
47	Dr. Ritu Kumari	Junior Resident
48	Dr. Kumar Abhinav	Junior Resident
49	Dr. Radheshyam	Junior Resident
50	Dr. Ravinder Mehra	Junior Resident
51	Dr. Neha Kumari	Junior Resident

#### TECHNICAL STAFF :

1.	Regular:	05
2.	Contractual:	28

#### Administrative Staff :

1.	Monu Kumar	2.	ShobhaKumari
3.	AnshuAshutosh	4.	Sunil Kumar
5.	Suraj Kumar	6.	BhimManjhi

### CLINICAL EXPERTISE:

Name of Faculty	Subspecialty
Dr. K.H. Raghwendra	Neuro Anaesthesiology
Dr. Prakash K. Dubey	Cardiac Anaesthesiology
Dr. Vinod K. Verma	Pain and Palliative and Critical care
Dr. Sanjeev Kumar	Critical Care Medicine
Dr. Swati	Critical Care Medicine
Dr. Arvind Kumar	Pediatric Anaesthesiology
Dr. Mumtaz Hussain	Neuro Anaesthesiology
Dr. BibhaKumari	Pediatric Anaesthesiology
Dr. Nidhi Arun	Pediatric Anaesthesiology
Dr. Alok Kumar Bharti	Cardiac Anaesthesiology
Dr. Swati Singh	Neuro Anaesthesiology
Dr. ShashankDhiraj	Cardiac Anaesthesiology

#### Departmental Activities

Surgical procedure done

5500

PAC

#### ANAESTHESIA SERVICES OUTSIDE THE OPERATION THEATRE

- Cardiac cauterization lab.
- Interventional Radiology
- ESWL
- Radiotherapy. Etc
- Chronic Pain Service



- Pre Anaesthesia Check Up
- Endoscopy Unit (ERCP)
- R.I.O.
- Emergency O.T.
- Labour Room

#### ACADEMIC ACTIVITIES

- Monday: Faculty Teaching
- Tuesday& Friday : Common Academic Program
- Wednesday: Case Presentation
- Thursday : Journal Club
- Saturday : Seminar

#### EQUIPMENTS

- Ventilators
- Anaesthesia Workstations
- Rapid infuser
- Fiberoptic Bronchoscope:
- DVT pumps
- Blood and fluid warmers
- PCA pumps
- Cardiac output monitors
- TEG machine
- ABG machine
- High flow Nasal Cannula

#### PUBLICATIONS

Dr. K. H. Raghwendra

1. Lakhanpal M, Kumar R, Kumar S, Harshwardhan, Raghwendra K H; Femoral Nerve Block Versus Fentanyl & Dexmedetomidine Analgesia for positioning patients with fracture femur for administering subarachnoid block: A Comparative Study. JIGIMS, Aug 2019, Vol. 5, No. 2, 167-172
2. Kumar S, Hussain M, Prakash J, Prakash P, Raghwendra K H; Role of Perfusion Index as a Tool for Acute Post-operative Pain Assessment: An Observation Study. Indian Journal of Anesthesia and Analgesia, Vol. 06 Issue 5, Part-I, Sept-Oct 2019, 1623-1626.
3. Kant S, Kumari S, Kumar G, Ahmed W, Raghwendra K H; Study of intravenous ganisetron on haemodynamic changes on motor and sensory blockade in spinal anesthesia with hyperbaric pubivacaine in patient undergoing infraumbilical surgery. International Journal of Medical Anesthesiology 2020; 3(2): 76-80
4. Kant S, Kumari S, Kumar G, Ahmed W, Raghwendra K H; Evaluating Cis-atracurium: Comparing different doses for tracheal intubation. International Journal of Medical Anesthesiology 2020; 3(2): 81-85

Dr. P.K. Dubey

1. Dubey PK, Singh K, Bharti AK. Point of care ultrasonography for evaluation of blunt tracheal injury. Journal of Cardiothoracic and Vascular Anesthesia [In press]
2. Dubey PK, Dubey P, Dubey N. A device for high-flow nasal oxygen therapy. Indian Journal of Respiratory Care 2021 [In press]
3. Dubey PK, Ram GK. Double trouble: Airway management in a patient with a massive anterior mediastinal tumor complicated by a thyroid mass. Annals of Cardiac Anaesthesia 2020; 23: 377-9.
4. Ram GK, Dubey PK, Akhileshwar P, Ranjan A. Dexmedetomidine and ketamine as an adjuvant to levobupivacaine for pediatric caudal analgesia: A randomized, controlled study. Anesth Essays Res 2020; 14: 253-8
5. Dubey N, Dubey P, Dubey PK. Aftermath of COVID 19: Need for developing novel bedside communication skills? Saudi Journal of Anaesthesia 2020; 14: 564-5.
6. Dubey PK, Ranjan A. Aftermath of COVID-19: wither postgraduate teaching and research? Indian J Anaesth 2020; 64: 921-2.
7. Dubey PK, Ranjan R, Bharti AK. Yet another lost guidewire. Saudi Journal of Anaesthesia 2020; 14: 5546
8. Dubey PK, Dubey P, Dubey N. Aftermath of COVID-19: Adieu stethoscope? Indian Journal of Respiratory Care 2020; 9: 245-6

9. Kumar N, Kumar P, Dubey PK, Kumar A, Kumar A A simple technique to reinforce kinked South Pole RAE tracheal tube. *Journal of Clinical Monitoring and Computing* <https://doi.org/10.1007/s10877-020-00525-8>
10. Kumar N, Kumar P, Dubey PK, Kumar A, Kumar A Cope's sign and complete heart block secondary to acute cholecystitis: A case report. *Journal of Acute Diseases* 2020; 9(4): 176-178
11. Dubey P, Dubey PK, Dubey N. A device for intranasal drug delivery for sedation in pediatric patients. *Pediatric Anesthesia* 2020;30:196-7.
12. Kant R, Dubey PK, Ranjan A. Palonosetron pretreatment is not as effective as lignocaine for attenuation of pain on injection of propofol. *Turkish Journal of Anaesthesiology and Reanimation* 2020;48:196-201
13. Kumar N, Kumar A, Kumar A, Dubey PK, Bharti B. Near-obstructive vallecular cyst. *Canadian Journal of Anesthesia* 2019;66:1514-15
14. Dubey PK. Eye of the needle, stuck in the middle. *Journal of Emergency Medicine*. 2019;57:e89-e90
15. Dubey PK, Dubey P. Not all oxygrams are mirror image of Capnograms: a case report. *A & A Practice*. 2019;13:39-40
16. Dubey PK, Tripathi N. Anesthetic considerations in a patient with large anterior mediastinal mass. *Journal of Cardiothoracic and Vascular Anesthesia* 2019;33:1073-5
17. Dubey PK, Dubey P, Kumar N. A syringe-actuated metered dose inhaler for patients with tracheal intubation. *Indian Journal of Respiratory Care* 2019;8:66-7
18. Dubey PK, Kant R, Ranjan R, Akhileshwar. Point of care neck ultrasonography may be useful during anaesthesia for carotid body tumor excision. *Saudi Journal of Anaesthesia* 2019;13:266-8
19. Kumar A, Dubey PK, Ranjan A. Assessment of anxiety in surgical patients: an observational study. *Anesthesia: Essays and Researches* 2019;13:503-508
20. Kumar N, Dubey PK, Kumar A, Singh V. Core body temperature monitoring with Buska airway. *Trends in Anaesthesia and Critical Care* 2019;25:36-7
21. Akhileshwar, Dubey PK. A beverage bottle in the rectum. *Visual Journal of Emergency Medicine* 2019;15:100564

#### **Dr. V. K. Verma**

1. Nutan, Vinod K Verma, Swati Singh, Vinit K Thakur "Early post operative oral fluid intake in paediatric surgery under general anaesthesia: A randomised controlled clinical study." *IJA*, volume64/issue11/Nov. 2020
2. Prasad Chandrakant, Verma Vinod Kumar, Kumar Arvind, Kumar Neeraj, Kumar Gunjan " a prospective double-blind comparative clinical study between caudal levobupivacaine (0.125 %) with clonidine and ropivacaine (0.125%) with clonidine on post-operative analgesia in paediatric patients undergoing infra-umbilical surgery." *Romanian journal of Anesthesia and Intensive care*. DOI: 10.2478/RJAIC-2020-0007 RJAIC. 27.2020.39-44
3. Singh Swati, Chaudhary Neeraj K, Lalin Dusu, Verma Vinod K. Bilateral ultrasound guided erector spinae plane block for postoperative analgesia in lumbar spine surgery. A randomized control trial. *Journal of neurosurgical anaesthesiology*, April 26, 2019.

#### **Dr. Sanjeev. Kumar**

1. Singh N, Kumar S, Gupta A; A Comparative Study of Role of Flupirtine and Pregabalin as Pre-emptive Analgesic in Patients Undergoing Laparoscopic Cholecystectomy a Prospective, Randomised, Double Blind, Clinical Study. *Sch. J. App. Med. Sci.* 2020, Vol: 8, Issue:1, 100-108
2. Kumar S, Hussain M, Prakash J, Prakash P, Raghwendra K H; Role of Perfusion Index as a Tool for Acute Post-operative Pain Assessment: An Observation Study. *Indian Journal of Anesthesia and Analgesia*, Vol. 06 Issue 5, Part-I, Sept-Oct 2019, 1623-1626.
3. Hussain M, Arun N, Kumar S, Kumar A, Kumar R, Shekhar S. Effect of Dexmedetomidine Nebulization on Attenuation of Haemodynamic Responses to Laryngoscopy: Randomized Controlled Study. *Indian J Anesth Analg.* July-Aug 2019; Vol 6, No 4, Part-1:1235-1240
4. Lakhanpal M, Kumar R, Kumar S, Harshwardhan, Raghwendra K H; Femoral Nerve Block Versus Fentanyl & Dexmedetomidine Analgesia for positioning patients with fracture femur for administering subarachnoid block: A Comparative Study. *JIGIMS*, July-Aug 2019, Vol.5, No.2, 167-172

#### **Dr. Swati**

1. Nutan, Verma VK, Singh Swati. Early postoperative oral fluid intake in paediatric surgery under general anaesthesia: A randomised controlled clinical study. *Indian J Anaesth* 2020;64:979-81
2. Swati Singh. Total hip arthroplasty under continuous PENG block in a high risk patient. *Journal of clinanaesth* 2020; 68: DOI- 10.1016/j.jclinane.2020.110096

3. Swati Singh. Advocating the use of continuous pericapsular nerve group(PENG) block to maximize its advantage. *Journal of clinanaesth* 2020; 68: DOI- 10.1016/j.jclinane.2020.110078
4. Swati Singh, Swati Singh, Waquas Ahmed. Continuous Pericapsular Nerve Group Block For Hip Surgery: A case Series. *A and A Practices* 2020;14. Doi:10.123/XAA.0000000000001320
5. Singh S. The dilemma of being Non COVID?19 hospital in the era of COVID?19. *Indian J Anaesth* 2020;64:S150.
6. Singh S, Jha RK, Sharma M. The analgesic effect of bilateral ultrasound-guided erector spinae plane block in paediatric lower abdominal surgeries: A randomised, prospective trial. *Indian J Anaesth* 2020;64:762-7.
7. Arun N, Singh S. Is ESP block an answer for upper abdominal surgeries where epidural analgesia can't be used? *J AnaesthesiolClinPharmacol* 2020;36:117-8
8. Singh, Swati;Choudhary, Neeraj K.; Lalin, Dusu; Verma, Vinod K. Bilateral Ultrasound-guided Erector Spinae Plane Block for Postoperative Analgesia in Lumbar Spine Surgery: A Randomized Control Trial.*Journal of Neurosurgical Anesthesiology*.2019
9. Singh S, Kumar G, Akhileshwar. Ultrasound?guided erector spinae plane block for postoperative analgesia in modified radical mastectomy: A randomised control study. *Indian J Anaesth* 2019;63:200?4
10. Akhileshwar, Singh S. Comparison of heparin quick penetrating solution and diclofenac quick penetrating solution for the prevention of superficial thrombophlebitis caused by peripheral venous cannulation: A randomized double-blind study. *Anesth Essays Res* 2019;13:155-7.
11. Singh Swati, Lalin D, Verma VK. Management of local anaesthetic systemic toxicity by timely lipid resuscitation in a paratURIent ? A case report. *Indian J Anaesth* 2019;63:68?70
12. Singh S, Avinash R. Publication in high?impact journals. *Indian J Anaesth* 2019;63:251.
13. Singh S, Ranjan R, Lalin D. A new indication of erector spinae plane block for perioperative analgesia in total hip replacement surgery - A case report. *Indian J Anaesth* 2019;63:310-1.
14. Singh S, Avinash R. Oblique?axis view should be the preferred view for ultrasound?guided internal jugular vein cannulation in intensive care unit. *Saudi J Anaesth* 2019;13:159-60.

#### **Dr. Arvind Kumar**

1. Verma V.K, Kumar A, Prasad C, Hussain M- Effect of single dose MgSO4 on total post-operative analgesic requirement in patient receiving balanced general anaesthesia: A Prospective, Randomized placebo controlled study. *Indian Journal of Clinical Anaesthesia*; 2019; 6 (1)
2. Hussain M, Arun N, Kumar S, K Arvind et al. Effect of dexmedetomidine nebulization on attenuation of hemodynamic responses to laryngoscopy: Randomized Controlled Study. *Indian J Anaesth Analg*. 2019;6(4):1235-1240.
3. Ahead of print- Kumar S, Hussain M, Arun N, Kumar A et al. The effect of midazolam and dexmedetomidine sedation on block characteristic following spinal bupivacaine: A randomized comparative study. *Anesth Essays Res* 0;0:0.

#### **Dr. Mumtaz Hussain**

1. Hussain M, Kumar R Attenuation of hemodynamic response to endotracheal extubation after general anaesthesia: a prospective randomised controlled study of two different intravenous doses of verapamil: Paripex - *Indian Journal of research volume-8 | issue-7 | july-2019 |*
2. Hussain M, Nidhi Arun, Sanjeev Kumar et al. Effect of Dexmedetomidine Nebulization on Attenuation of Haemodynamic Responses to Laryngoscopy: Randomized Controlled Study. *Indian J Anesth and Analg*. 2019; Volume 6(4) (Part-1):1235-1240
3. Hussain M, Kumar R. Topical anaesthesia for arterial cannulation: emla cream vs lignocain spray Paripex - *Indian Journal of research volume-8 | issue-7 | july 2019*
4. Hussain M, Kumar S, Prakash J, Prakash P, Raghwendra K H. Role of Perfusion index as a tool for acute postoperative pain assessment: An observational study. *Indian J Anesth and Analg* Received On Jun 01 2019. Accepted On Jul 11 2019
5. Kumar A, Verma V.K, Jha R.K, Kumar R, Hussain M- Comparative evaluation of haemodynamic and capnographic changes in laproscopic cholecystectomy and open cholecystectomy: Prospective, Randomised clinical study. *Journal of IGIMS*; Vol 5; 2019
6. Verma V.K, Kumar A, Prasad C, Hussain M- Effect of single dose MgSO4 on total post-operative analgesic requirement in patient receiving balanced general anaesthesia: A Prospective, Randomised placebo controlled study. *Indian Journal of*

Clinical Anaesthesia; 2019; 6 ( 1)

7. Avinas R, Ahmad F, Hussain M "A Comparative Study of Intrathecal Dexmedetomidine and Magnesium Sulfate as Adjuvants to Bupivacaine in Vaginal Hysterectomy." IOSR Journal of Dental and Medical Sciences (IOSR-JDMS), 19(3), 2020, pp. 42-48

**Dr. Bibha Kumari**

1. Dr. Bibha Kumari, Dr. Shashikant, Dr. Rajnish Kumar. Effect of pregabalin premedication on the dose of Dexmedetomidine infusion for hypotension in Functional Endoscopic Sinus Surgery. INDEXED-Index Copernicus
2. Dr. Neha Singh, Dr. Bibha Kumari: Ultrasonographic evaluation of effect of positive end- expiratory pressure on diaphragmatic functions in patients undergoing Laproscopic Colo-rectal surgery POCUS: A Prospective Randomized comparative study. INDEXED

**Dr. Nidhi Arun**

1. Hussain M, Arun N, Kumar S et al. Effect of dexmedetomidine nebulization on attenuation of hemodynamic responses to laryngoscopy: Randomized Controlled Study. Indian J Anesth Analg. 2019;6(4):1235-1240.
2. Kriti, Arun N, Kumar M, Pankaj S. Retained broken epidural catheter: What to do? Journal of Indira Gandhi Institute of Medical Sciences (JIGIMS), February, 2020, Vol 6;1:90-91.
3. Arun N, Singh S. Is ESP block an answer for upper abdominal surgeries where epidural analgesia can't be used? J Anaesthesiol Clin Pharmacol 2020; 36:117-8.
4. Ahead of print- Kumar S, Hussain M, Arun N, Kumar A, Kumar M. The effect of midazolam and dexmedetomidine sedation on block characteristic following spinal bupivacaine: A randomized comparative study. Anesth Essays Res 0;0:0.
5. Arun N, Jha RK, Avinash R. Direct PEC block: Simplified and effective alternative when US-PEC block is difficult. Indian J Anaesth 2020;64:1090-1.

**Dr. Alok Kumar Bharti**

1. Dubey PK, Singh K, Bharti AK. Point of care ultrasonography for evaluation of blunt tracheal injury. Journal of Cardiothoracic and Vascular Anesthesia [In press]
2. Dubey PK, Ranjan R, Bharti AK. Yet another lost guide wire. Saudi Journal of Anaesthesia 2020; 14 (4):554-556.

**Dr. Swati Singh**

1. Continuous Pericapsular nerve group block for hip surgery: A case series. Singh S, Singh S, Ahmed W. AA Pract. 2020 Sep;14(11):e01320
2. Successful use of Transversalis fascia plane block for iliac crest bone harvesting in a polytrauma patient - A case report. Singh S, Singh S, Sharma M. Saudi J Anaesth. 2020 14(1):107-108

**Dr. Shashank Dhiraj**

1. Comparison of Subarchnoid Block And Pericapsular Nerve Group Block in Ligation And Stripping of Varicose Vein Surgery - A Randomized Control Trial
2. Use of perfusion index to assess success of ultrasound guided brachial plexus block : A prospective observational study.

# Department of ANATOMY



The year 2019 - 20 was a memorable and remarkable one for the Department. There have been many prestigious achievements adding to the glory of the department. The department successfully organized the 8th state conference, BJASICON - 2019 with the gracious presence of Padma Shri Dr. S.N. Arya and enriching scientific sessions by huge participation of anatomists from the state. Our body donation campaign continued to increase awareness in the society. The department got 3rd prize in health fare on the occasion of Institute's Foundation Day. There are many more researches being conducted now as the department has got 3 PG seats. The faculties and tutors have been routinely participating in various genetics workshops and the department is looking forward to establish Genetic Lab very soon. We, as a team are hopeful to add newer dimensions to our department in the year 2020 - 21.

Faculties:		
1.	Prof. (Dr.) Avanish Kumar	Professor & Head (president BJASI)
2.	Dr. Binod Kumar	Additional Professor
3.	Dr. Rajiv Ranjan Sinha	Additional Professor
4.	Dr. Md. Jawed Akhtar	Assistant Professor
Tutor:		
5.	Dr. Ruchi Ratnesh	Tutor
6.	Dr. Raag Reeti	Tutor
7.	Dr. Pallavi Ranjan Anand	Tutor
8.	Dr. Pankaj Kumar	Tutor
PG Students:		
9.	Dr. Javed Alam	PG Student (Session: 2017-20)
10.	Dr. Chandra Bushan Chandan	PG Student (Session: 2017-20)
11.	Dr. Pallavi	PG Student (Session: 2017-20)
12.	Dr. Santosh Kumar Jha	PG Student (Session: 2018-21)
13.	Dr. Priyanka Singh	PG Student (Session: 2018-21)
14.	Dr. Neelam Kumari	PG Student (Session: 2018-21)
15.	Dr. Pramita Kumari	PG Student (Session: 2019-22)
16.	Dr. Naveen Utpal	PG Student (Session: 2019-22)

## TEACHING AND ASSESSMENT

We received

Sl.	Name of Course	No. of Students
1	PG (MD, Anatomy)	02
2	M.B.B.S.	120
3	B.Sc. Nursing	40
4	GNM	30
5	B.Sc. Optometry	10
6	B.Sc. MLT	12
7	Diploma Urological technology	02
9	Diploma OT Assistant Technology	20

10	Diploma in Cardiac Technology	06
11	Diploma in Dialysis Technology	04
12	Diploma in endoscopic Technology	02
13	Diploma Medical Radiotherapy Technology	10
14	B.Sc. Neuro-technology	10
15	Bachelor of Physiotherapy	10

Their courses were taught well within stipulated time frame.

### **Gross Anatomy :**

Along with Lectures, dissections were conducted and shown to the students. Students also took part in conducting dissection. Part completion viva after completion of each region were conducted. PG students were involved actively in dissection.

### **Neuroanatomy :**

Lectures were taken and different structures were shown by dissecting brain & Spinal cord. Time to time part completion exam conducted.

### **Radiological Anatomy :**

X ray plates, CT scan & MRI plates were shown to students. Sonographic anatomy of different part of the body was also shown. We have one functioning Ultrasound Machine, which helps teaching Living Anatomy to students apart from Surface Marking.

### **Histology :**

Histology lectures taken. Prepared histological slides shown and taught to students with the help of microscope, Penta-head microscope and projection microscope. Time to time spotting practices and assessments were done. Practical notebooks were prepared by students and checked by faculties. PG students learned histological techniques and prepared slides.

### **Embryology :**

Embryology lectures were taken. Videos and models were shown to students.

### **Post graduate course :**

Department is preparing for the coming MCI inspection in 2020 for the recognition of 3 PG seats which were permitted in 2017, and is properly ready with the first batch appearing for their Post Graduate Examination.

Dissection Hall: A 92 inch LED 3D T.V. was installed to show virtual Dissection to students on the cadavers.

Research Laboratory: is well equipped with all the necessary machine and equipments e.g.

- Slide Warming Table
- Semimotorized microtome, Rotary microtome, Sledge microtome.
- Cooling Plate, Weighing Machine.
- Tissue Embedding Centre.
- Tissue Float Bath.
- Paraffin Water Bath
- Autostainer.

- Hot Air Oven.
- Incubator.
- Pentahead microscope with digital camera, Desktop & image analyser software.
- Projection microscope with digital camera, Desktop & image analyser software. (upgradable to Fluorescent microscope)
- Ultrasound machine.

## 2. BODY DONATION:

To meet the shortage of body for dissection & research purpose a counseling and campaign for body donation is being done.

## 3. EMBALMING :

Whenever needed Department has provided service by doing embalming for transportation.

## 4. RESEARCH & PUBLICATIONS :

1. Chandan C B, Akhtar M J, Kumar A, Sinha R R, Kumar B, Kumar A. Morphological Study of Accessory Foramina in Dry Mandible and Its Clinical Significance. *Int J Med Res Prof.* 2020 Mar; 6(2): 90-93.
2. Reeti R, Kumar A, Akhtar M J, Srivastava R M. CT scan study showing prevalence of onodi cell in adult population of bihar. *Indian Medical Journal.* 2019;113(9): 30(A)-32(A).
3. Reeti R, Kumar A, Akhtar M J, Srivastava R M. A CT scan study showing prevalence and clinical significance of haller cells in patients with sinonasal complaints. *Indian Medical Journal.* 2019;113(9): 13(A)-15(A).
4. Reeti R, Kumar A, Akhtar M J, Srivastava R M. CT scan study showing variations in the attachment of uncinat process in the adult population of Bihar. *Indian Medical Journal.* 2019;113(9): 32(A)-35(A).
5. Reeti R, Kumar A, Akhtar M J, Srivastava R M. Morphological study showing prevalence of posterior condylar canal. *Indian Medical Journal.* 2019;113(9): 43(A)-45(A).
6. Reeti R, Kumar A, Akhtar M J, Srivastava R M. Prevalence of frontal cells in adult population of Bihar : A radiological study. *Indian Medical Journal.* 2019;113(9): 45(A)-47(A).
7. Shekhar S, Kumari S, Tripathy S, Akhtar M J. Evaluation of Prostate Specific Antigen Levels and Its Correlation with Histopathological Findings in a Tertiary Care Hospital in Bihar. *Int J Med Res Prof.* 2019 Nov; 5(6):48-51.
8. Kumar S, Kumar B, Ratnesh R, Akhtar M J, Kumar A, Kumar V. Abnormal Branching Pattern of Lingual and Facial Arteries - A case report. *IOSR Journal of Dental and Medical Sciences (IOSR-JDMS).* 2019;18(6):31-33.
9. Pallavi, Singh P, Kumar A, Sinha R R, Kumar B, Kumar A. Morphometric analysis of hard palate and its clinical significance. *Int J Med Res Prof.* 2020; 6(3):5-8.
10. Jha S K, Kumar P, Singh P, Kumari N, Kumar A. A study of obturator artery in human cadaver. *Int J Sci Res* 2020;9(8):63-65.

BOOK Authored:	}	Dr Ruchi Ratnesh
AUTHOR(S)		Book - "Techniques in medical genetics - an introduction to bio-informatics".
Title		Edupedia Publications (P) Ltd.
PUBLISHERS, YEAR.		2019.

PATIENT CARE:-	}	Not applicable
OPD and speciality clinic		
In patient care		
Specialized care		

### Successful organization of 8th conference of Bihar & Jharkhand chapter of Anatomical Society of India (BJASICON - 2019)

The department organized the 8th conference of Bihar & Jharkhand chapter of Anatomical Society of India in the month of October, 2019. Inauguration ceremony was remarkably successful by the graceful presence of Padma Shri Dr S.N. Arya and our leader Prof (Dr) N.R.Biswas, Director cum Vice-Chancellor, IGIMS. Souvenir of BJASICON was released by the dignitaries and a book authored by Dr Ruchi Ratnesh (Tutor) was also released by the chief guest, Padma Shri Dr. S.N. Arya. Scientific sessions were very informative by the enthusiastic participants and chairpersons. We received a large number of abstracts for the oral and paper presentation categories. Dr Raag Reeti (Tutor) received 1st prize in oral paper presentation. Dr Chandra Bhushan Chandan (PG) received 2nd prize in poster presentation. Prof (Dr) Avanish Kumar, Prof and Head, Department of Anatomy, IGIMS, was elected as the President of Bihar & Jharkhand chapter of ASI (BJASI) in the general body meeting. Prof (Dr) Ranjit Guha, Principal, IGIMS Medical College, was elected as the Chief Editor of the Journal of BJASI.

### AWARDS AND HONOURS:

Conference/ symposium/ workshop

### Special Achievements during the year :

- ICMR & MCI, NPTEL online course "Basic Course in Biomedical Research" from January-April 2020 was done by Dr. Md. Jawed Akhtar (Assistant Professor).
- "Curriculum Implementation Support Program(CISP)" from 21st to 23rd January 2020 at Indira Gandhi Institute of Medical Sciences, Patnawas attended by Prof (Dr) Avanish Kumar ( Head of the Department) and Dr. Md. Jawed Akhtar (Assistant Professor).
- "Revised Basic Workshop in Medical Education Technologies" from 16th to 18th January 2020 at Indira Gandhi Institute of Medical Sciences, Patnawas attended by Prof (Dr) Avanish Kumar ( Head of the Department) and Dr. Md. Jawed Akhtar (Assistant Professor).
- "2nd Hands on training program on Medical Genomics" from 28th to 31st August 2019 at Saphthagiri Institute of Medical Sciences and Research Centre (SIMSRC), Bengaluruwas attended by Dr. Md. Jawed Akhtar (Assistant Professor).
- Annual conference of Bihar & Jharkhand State chapter of Anatomical Society of India held at IGIMS, Patna in the month of October, 2019 organized by the department and attended by all faculties, tutors and PGs.
- 67th Annual National Conference of Anatomical Society of India held at New Delhi was attended by 3 faculties, 3 tutors and PGs.
- Dr Raag Reeti (Tutor) participated in "Hands on workshop on clinical application of molecular cytogenetics", Hyderabad from 10-06-2019 to 15-06-2019.
- Dr Raag Reeti (Tutor) participated in Wet lab workshop on " Applications of Fluorescence in situ Hybridization(FISH) in clinical cytogenetics", held from July, 24th to 25th, 2019 at the Centre for Human Genetics, Bengaluru.
- Workshop on "Sonographic anatomy of Hepato-biliary apparatus and pancreas" held at IGIMS, was attended by all faculties, tutors and PGs.
- Pre - conference CME/Workshop on "Organ and body donation" held during NATCON 67 was attended by Dr Pallavi Ranjan



Anand.

- CME and Workshop on "Quality Assurance in Clinical Biochemistry" held at IGIMS, Patna was attended by faculties, tutors and PGs.
- Dr Raag Reeti (Tutor) participated in "Hands on workshop on molecular testing of genetic disorders", Hyderabad from 10-11-2019 to 14-11-2019.
- Dr Priyanka Singh (PG) and Dr Neelam Kumari (PG) participated in Comprehensive Colposcopy course and workshop on 30th June, 2019 held at IGIMS, Patna.
- Dr Neelam Kumari (PG) participated in CME on "Osteoporosis - A silent Killer" held on 21st July, 2019 at IGIMS, Patna.
- Dr Neelam Kumari (PG) participated in CME on "Recent Advances in paediatric surgery" held on 14th Feb, 2020 at IGIMS, Patna.

### PAPER AND POSTER PRESENTATIONS :

Sr.	Paper Heading	Conference	Presented by
1.	Third head of sternocleidomastoid muscle	BJASICON 2019, IGIMS Patna	Dr. Md Jawed Akhtar
2.	Fusion of axis with third cervical vertebrae: A case report.	NATCON 67, New Delhi	Dr. Md Jawed Akhtar
3.	Morphologic And Morphometric Study Of Mitral Valve Leaflets and Its Implications In Valve Conserving Techniques	BJASICON 2019, IGIMS Patna	Dr. Raag Reeti
4.	Morphometry And Morphology Of Sinus Tympani - An Endoscopic Study.	NATCON 67, New Delhi	Dr. Raag Reeti
5.	Effect of Esomeprazole on gastric mucosa in albino rats of both sexes : A comparative study in albino rats.	BJASICON 2019, IGIMS Patna	Dr. Pallavi Ranjan Anand
6.	Morphometric study of foramen magnum in dry human skull and its clinical significance.	BJASICON 2019, IGIMS Patna	Dr. Pallavi Ranjan Anand
7.	Study of Interstitial Leydig Cells In Mammalian Testes	BJASICON 2019, IGIMS Patna	Dr Pankaj Kumar
8.	Bilateral double clavicle : A case report	BJASICON 2019, IGIMS Patna	Dr Pankaj Kumar
9.	Morphometric study of spleen : A CT scan image based study in North Indian population	BJASICON 2019, IGIMS Patna	Dr Pallavi
10.	Morphological Study of Accessory Foramina In Dry Mandible and Its Clinical Significance	BJASICON 2019, IGIMS Patna	Dr Chandra Bhushan Chandan
11.	Morphometric Study of Nutrient Foramina In The Upper and Lower Extremities Long Bones in Adult Population of Bihar	BJASICON 2019, IGIMS Patna	Dr. Javed Alam
12.	Bilateral Abnormal Foramina on Posterior Arch of First Cervical Vertebra	BJASICON 2019, IGIMS Patna	Dr Javed Alam
13.	Unilateral Double Renal Artery: A Case Report	BJASICON 2019, IGIMS, Patna	Dr Chandra Bhushan Chandan
14.	Left renal cortical thickness - a better sonographic parameter predicting early progression of chronic kidney disease.	NATCON 67, New Delhi	Dr Priyanka Singh
15.	A Study Comparing Pregnancy Rates in Letrozol Induced Ovulation Between IUI and Timed Intercourse.	BJASICON 2019, IGIMS, Patna	Dr Priyanka Singh
16.	Morphometric study of acromion process of human scapulae and its clinical importance	BJASICON 2019, IGIMS, Patna	Dr Neelam Kumari
17.	Anomalous formation of median nerve : A case report	BJASICON 2019, IGIMS, Patna	Dr Neelam Kumari
18.	A study on the nutrient foramina of adult humerus.	BJASICON 2019, IGIMS Patna	Dr Santosh Kumar Jha
19.	Nutrient Foramen of Ulna, visible on plain radiograph: A Case Report	BJASICON 2019, IGIMS Patna	Dr Santosh Kumar Jha
20.	To study the anatomical variations of suprascapular notch	BJASICON 2019, IGIMS Patna	Dr Naveen Utpal
21.	Anatomical variations of intra hepatic bile duct detected by magnetic resonance cholangiopancreatography (MRCP) at tertiary care centre of North India.	BJASICON 2019, IGIMS Patna	Dr Pramita Kumari

## THESIS OF PG STUDENTS

Name	Topic	Session
Dr. Chandra Bhushan Chandan	Study Of The Age Related Variations In Seminal Parameters of Men Visiting Tertiary Care Centre, Patna.	(2017 - 2020)
Dr. Javed Alam	Comparative Histological Study Of Fallopian Tube In Pre And Post Menopausal Women In Tertiary Care Centra, Patna.	(2017 - 2020)
Dr. Pallavi	An Echocardiographic Evaluation Of Anatomical Abnormalities In The Interatrial Septum With Special Reference To Atrial Septal Defect In Tertiary Care Centre, Patna.	(2017 - 2020)
Dr. Santosh Kumar Jha	Study Of Carpal Bone Ossification In Tertiary Care Centre, Patna.	(2018 - 2021)
Dr. Neelam Kumari	Standard Values Of Scapular Glenopolar Angle In Dry Bone And Their Correlation With Those Obtained From X - Ray	(2018 - 2021)
Dr. Priyanka Singh	To Determine The Ovulatory Dominant Follicular Size Sonographically Before Ovulation Induction In Intrauterine Insemination Cycles In A Tertiary Care Centre, Patna.	(2018 - 2021)
Dr Naveen Utpal	To Study Anatomical Variations Of Renal Artery As Per CT Angiography	(2019-22)
Dr Pramita Kumari	Anatomical Variation Of Circle Of Willis - Evaluation With Computerized Tomographic Angiography.	(2019-22)



Faculties, Tutors and PG students.

### Research Lab Department of Anatomy, IGIMS



Autostainer



Cooling Plate, Tissue Embedding Centre & Tissue Floatation Bath



Penta Head Microscope



Projection Microscope & Ultrasound Machine.

**Anatomy Museum**



**BJASI Conference Photograph**

# Department of BIOCHEMISTRY



## DEPARTMENT :

The department would provide highly specialized state-of-the-art healthcare to the patients and an integrated answer to all the investigative, teaching (MBBS, MD, PhD, Bsc MLT, B.Sc. Nursing, BPT and research needs of the patients. It would ensure smart mobility and accessibility for the patients and become an apex tertiary care centre for advancement of research, clinical applications and management of patients.

Our department is serving patients with third generation laboratory investigations backed by highly qualified and motivated team of faculties and technical staff. It is well equipped with latest, updated & upgraded technology to perform routine and other specialized biochemical test for indoor and outdoor patients. A wide variety of super specialized investigations such as Tumor markers, Therapeutic Drug Monitoring, Hormone estimations, Serum and Hemoglobin Electrophoresis, Iron deficiency panel, Stone Analysis are done with the help of latest sophisticated, fully automated equipment and daily rigorous internal and external quality control to generate quality results of highest order in specified time frame.

## OUR MISSION:

- To produce quality students trained in the latest tools and technologies and striving to make university a world leader in the area of biochemistry.
- To achieve academic excellence in biochemistry of imparting in-depth knowledge to the students, facilitating research activities and cater to the ever changing industrial demand & societal needs.
- To update the department with new tools and techniques that will advance our understanding of the living world and enhance the quality of life through better medical care through diagnosis, monitoring and disease prevention.
- To provide a learning environment that helps the students to enhance problem solving skills, be successful in their professional lives and to prepare students to be lifelong learner by offering solid theoretical & practical foundation in various discipline of biochemistry and educating them about their professional and ethical responsibilities.
- To provide exposure to students to the latest tools and technologies in the area of biochemistry.
- To provide research based projects activities in the emerging area of biochemical technology.
- To promote public understanding of biochemistry, molecular biology, and science in general through public engagement via presentations , publications and organizing CME, Workshop and Health Exhibition Camp.
- The department is committed to build a experimental research based environment to nurture youngscientist and guiding the pursuit of Ph.D. degrees in Biochemistry
- To ensure students of different courses with an intellectual environment and a specialized body of knowledge that are conducive to their academic as well as skill development, and their professional growth.

## OUR NEAR FUTURE MISSION :

To establish state of art research laboratories in the department for 24 x7 hours, research in molecular and biochemical aspect of diseases. Upgrading clinical laboratory with new electrophoresis, inborn error of metabolism disease panel , thalassemia diagnosis etc. so that patient can get all tests done under one roof and get the report at earliest.

FACULTY :			
1.	Dr. Rekha Kumari MD	Addl. Prof. & HOD	( 01 June 2019)
2.	Dr. Ravi Shekhar, M.D	Additional Professor	
3.	Dr J. R Keshari, MD	Additional Professor	
4.	Dr. Pritam Prakash MD	Assistant Professor	
5.	Dr. Sweta Kumari MD	Assistant Professor	

<b>SCIENTIST :</b>			
1.	Dr. Usha Kumari,	Scientist -II	
2.	Dr. Kumar Pranay	Scientist -I	
<b>BIOCHEMIST :</b>			
1	Dr. S.S.Haque, MSc. Ph.D	Biochemist	
<b>SENIOR RESIDENT:</b>			
1.	Dr. Priyanka Prasad	MD (Relieved on 21/5/2019,Afternoon)	
2.	Dr. Swarnima Singh	MD (Relived on 16/8/2019, Afternoon)	
3.	Dr. Vibha Sushilendu	MD	
4.	Dr. Santosh Kumar	MD	
5.	Dr. Neha Bharti	MD	
<b>JUNIOR RESIDENT :</b>			
1.	Dr. Alok Himanshu	(MD Student)	(2017-20)
2	Dr. Poonam Sinha	(MD Student)	(2017-20)
3	Dr. Sanni Kumari	(MD Student)	(2017-20)
4	Dr. Richa Surit	(MD Student)	(2017-20)
5.	Dr. Nasim Akhtar	(MD Student)	(2018-21)
6.	Dr. Ranjana Kumari	(MD Student)	(2018-21)
7.	Dr. Purushottam	(MD Student)	(2018-21)
8.	Dr. Seema Rani	(MD Student)	(2018-21)
9.	Dr. Rajeev Kumar	(MD Student)	(2019-22)
10.	Dr. Sandeep Kumar	(MD Student)	(2019-22)
11.	Dr. Kalpana Kumari	(MD Student)	(2019-22)
12.	Dr. Parmanand Raju	(MD Student)	(2019-22)
<b>Ph.D STUDENT</b>			
1	Ms. Pallavi	(Ph. D Scholar)	(2018-21)
2	Ms. Tannu Verma	(Ph. D Scholar)	(2018-21)
3	Mr. Jay Prakash Jha	(Ph. D Scholar)	(2018-21)
<b>TECHNICAL STAFF :</b>			
1	Mrs. Norin Sudhir	Lab Tech.	
2	Mrs. Asha kumari	Lab Tech.	
3	Mrs. Nutan Khalko	Lab Tech.	
4	Mr. Sonu Pandit	Lab Tech.	
5	Mr. Avinash Kumar Chandra	Lab Tech.	
6	Mr. Pramod Kumar Jha	Lab Tech.	
7	Mr. Kartik Lal	Lab Attendant	
8	Mr. Arvind Kumar	Lab Attendant	
9	Mr. Sanjay Kumar	Lab Attendant	
10	Mr. Madan Mishra	Lab Attendant	
<b>OFFICE STAFF :-</b>			
1	Mr. Sujeet Charley	Personal Assistant	
2	Mrs. Savitri Devi	Peon	

#### **CLINICAL EXPERTISE :**

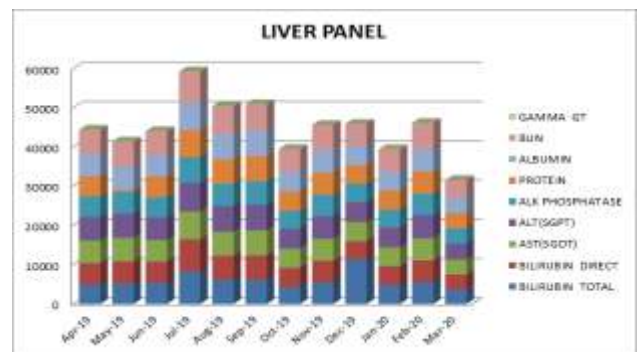
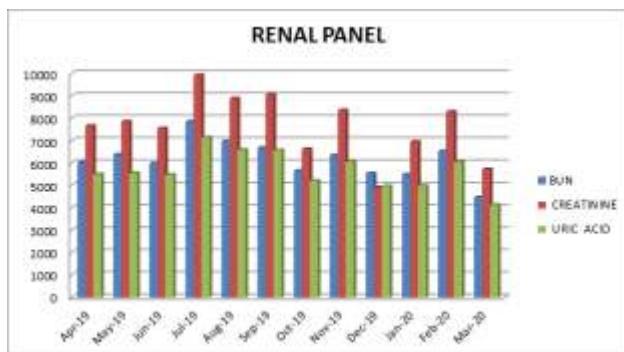
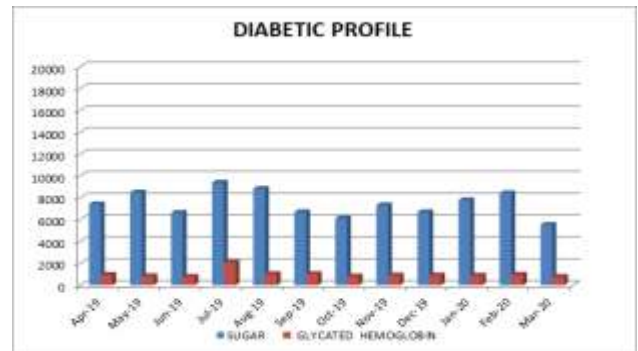
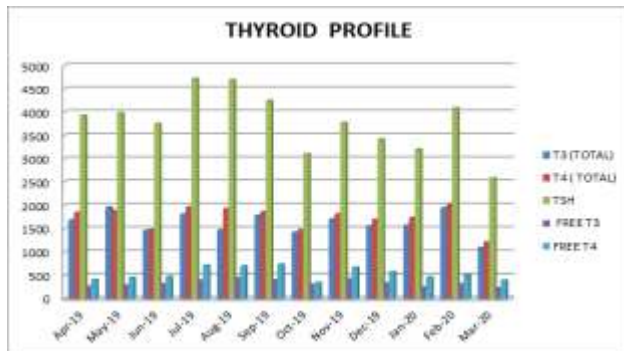
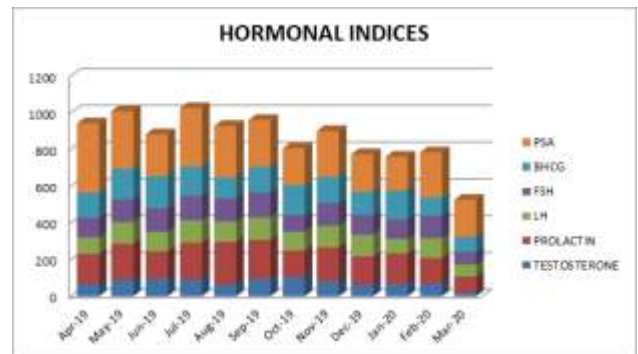
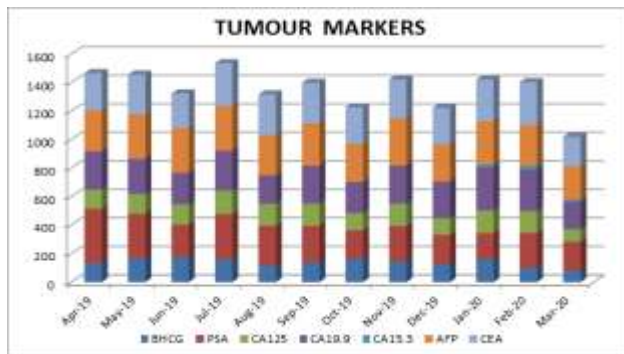
**Diagnosis and monitoring of OPD, specialty clinic & Indoor patients with the following Tests :**

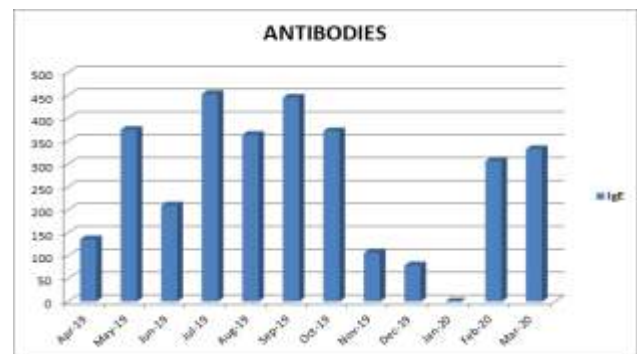
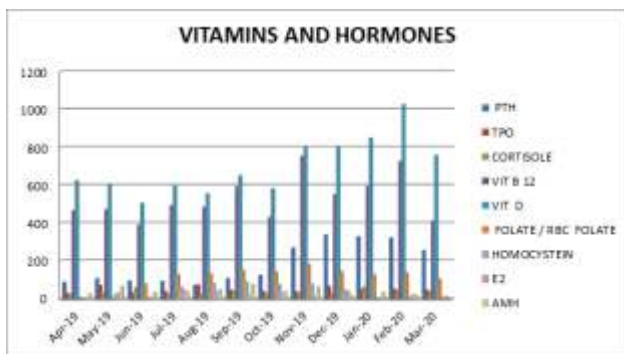
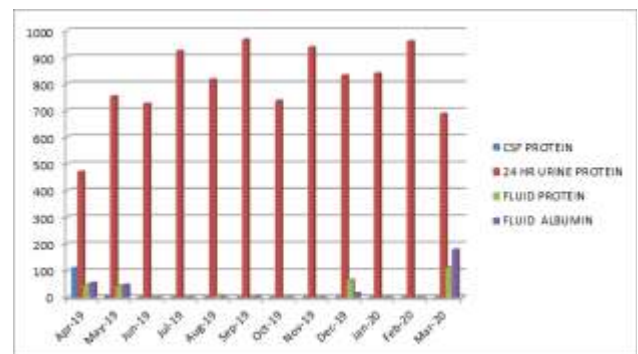
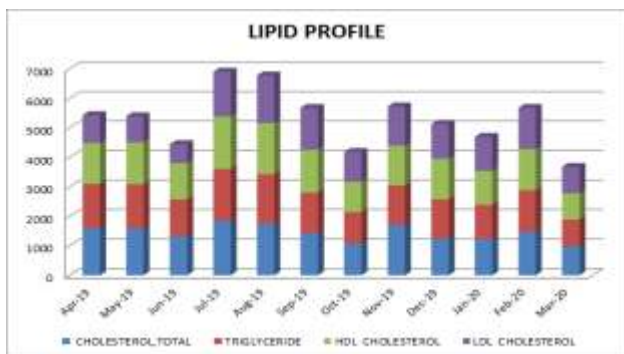
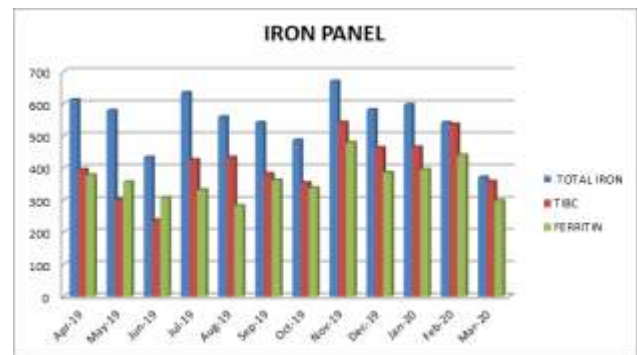
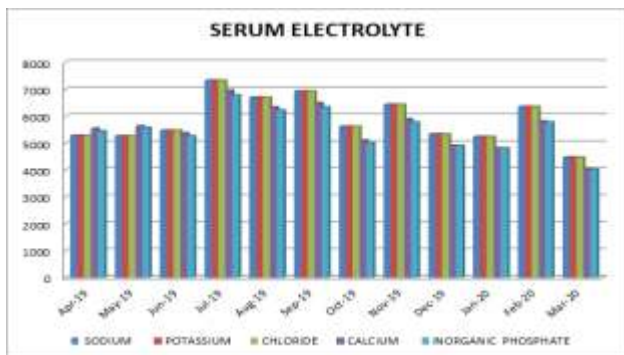
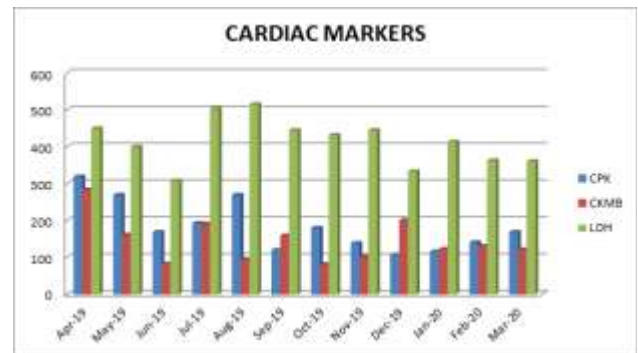
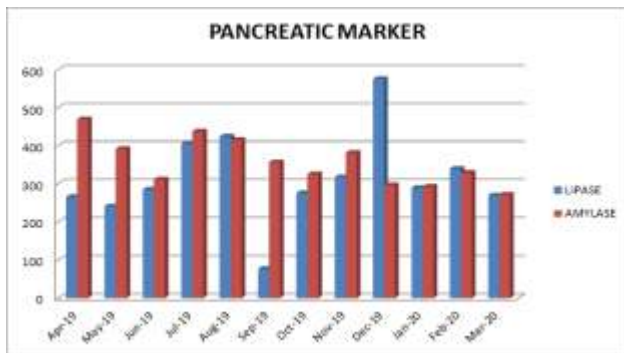
1. Thyroid Profile and other hormonal assay
2. Bone health
3. Tumor Markers
4. Vitamin D and Vitamin B12 assay
5. Anemia Profile
6. Immunosuppressant Drug Estimation (Tacrolimus Assay)

7. Therapeutic Drug Monitoring (Phenytoin, Carbamazepine and Valproic
8. Acid
8. Interleukin-6 Estimation
9. Procalcitonin Estimation
9. Lipid profile
10. Cardiac profile
11. Liver function
12. Kidney function
13. Reproductive parameters etc.
14. Hemoglobin electrophoresis
15. Serum protein electrophoresis
16. MTHFR genotyping
1. Health check-up investigations
2. Quality control of Laboratory work.

**ANNUAL PROGRESS:**

Annual Progress of 2019-20 (Statistics)





**SIGNIFICANT ACHIEVEMENTS:**

Started following investigations :

- Tacrolimus estimation in Serum for post organ transplant patients.
- Therapeutic Drug Monitoring (Phenytoin, Carbamazepine and Valproic acid
- PCR- Diagnosis of different genetic conditions, Polymorphism,
- Blood Collection Center :- Automated Robo 1 and Robo 2 Sample Tube Labler
- Sorter :- Automated sorting out of the collected samples for different departments and Machines
- Pneumatic Sample Transport System: - Automated Sample Transportation from Collection center to our Laboratory

- g. Installation and validation of high throughput Fully automated chemistry analyser and Immunoassay analyser.

#### **PUBLICATIONS :**

1. Swet Nisha, Rekha Kumari, Uday Kumar. Maternal Serum TSH Value in Early Pregnancy and its Relation with Pregnancy Outcome. Vol- 7 Issue 1, January 2020, A8-A13
2. Deepmala Sinha, Tarun Kumar, Sunita, Ravi Shekhar, Ashok Sharan. Comparative study between effects of treadmill walking and brisk walking on central obesity in obese and overweight men. 2020; JMSCR 8: (2),737-743
3. Sanni Kumari, Uday Kumar, Rekha Kumari. Study on Vitamin-D Deficiency and anemia a cross- sectional study . Medpulse international Journal of Biochemistry. April 2020; Vol.14; Issue : 2
4. Surit R, Shekhar R, Sinha DK, Singh SK, Kumar U, Prasad N. Hepatitis B in hepatocellular carcinoma patients and its correlation with alpha fetoprotein and liver enzymes. J Can Res Ther 2020. Accepted- 19 Dec 2019.
5. Sunita, Rekha Kumari, Ashok Saran, Manish Shankar. Assessment Of Serum Vitamin D Level In Patient Of Mild To Moderate Asthma. Journal of Indira Gandhi Institute of Medical Sciences. August 12,2019, Vol-5 No.-2: 135-138
6. Poonam Sinha, Rekha Kumari, Manish Kumar, Ranjay Kumar Ranjan, Uday Kumar. Correlation of Ca15-3 and CEA in Different Molecular Subtypes of Metastatic Breast Cancer. International Journal of Research & Review. Vol.6; Issue: 8; August 2019:203-208
7. Khushbu Rani, Nilesh Mohan, Rekha Kumari, Uday Kumar. To Evaluate The Relationship Between Lipoprotein (a) And Retinopathy In Type 2 diabetes Mellitus. Paripex - Indian Journal Of Research. Vol-8 Issue-4, April-2019: 53-54.
8. Vandana Parasar, Nilesh Mohan, Rekha Kumari, Bibhuti P Sinha To Evaluate the Relationship of HbA1c Levels and Serum Magnesium in Patients with Type II Diabetes and Its Correlation with Diabetic Retinopathy. JMSCR Volume 07 Issue 07 July 2019: 277-281
9. Swarnima Singh, Narayan Singh Jyala, Uday Kumar, Rekha Kumari. Serum Human Epididymus Protein-4 (HE4) as a Biomarker in Ovarian Cancer and its Comparison with CA-125 in Benign and Malignant Cases. Indian J Med Biochem 2019;23(2):242-246.
10. Sudhir Kumar, Amit Kumar Mishra, Rekha Kumari, Ashok Kumar. Evaluation Of Hyponatremia In Admitted Patient In General Medicine Department At Tertiary Care Centre Of Bihar, Journal of Indira Gandhi Institute of Medical Sciences. 2019, Vol-5 No.-1: 60-62
11. Priyanka Prasad, Santosh Kumar, Uday Kumar, Rekha Kumari, Ravi Shekhar. Stability of Frozen Pooled Serum for Use as Quality Control Material. International Journal of Contemporary Pathology 2019; 5: 91-97
12. SS Haque, Ravi Shekhar. Diagnostic significance of CEA and CA 19.9 for the Early Diagnosis of Cancer. Journal of Medicinal Chemistry and Toxicology 2019; 4 (1)
13. Ranjana Kumari, Poonam Sinha, Ravi Shekhar. Study of Ascorbic acid levels in hypothyroid patients. Journal of Indira Gandhi Institute of Medical Sciences 2019; 5 (2): 144
14. Praveen Sablania, Montosh Chakraborty, Manish Mandal, Prerna Singh, Jiut Ram Keshari Comparative Analysis of Serum Levels of Total Carbohydrates and Protein Linked Carbohydrates in Normal and Diabetic Individuals. Journal of Clinical and Diagnostic Research. 2019 May, Vol-13(5): BC32-BC3532 32.
15. Jiut Ram Keshari, Manish Mandal, Montosh Chakraborty, Debajit Bagchi, Praveen Sablania Association of Serum Free Haemoglobin in Normoglycemic and Hyperglycemic Individuals. Journal of Clinical and Diagnostic Research. 2019 Jun, Vol-13(6): BC01-BC04.
16. Praveen Sablania, Montosh Chakraborty, Jiut R. Keshari Enhancing sensitivity of phenol-sulfuric acid assay using orthophosphoric as modifier. International Journal of Scientific Reports June 2019; 5(6):1-4.
17. Ravi Vishnu Prasad, J R Keshari, Manish Kumar, A A Mahdi, R K Saran Effect of Various Clinical Parameters and Oxidative Stress Markers on TIMI Flow in Patients Undergoing Percutaneous Coronary Interventions International Journal of Contemporary Medicine- July-December 2019, Vol.7, No. 2 16-21.
18. Pranay K, Padmadeo SR, Jha V, Prasad B (2019). Screening and identification of amylase producing strains of Bacillus. Journal of Applied Biology and Biotechnology, 7(4): 57-62.
19. Pranay K, Padmadeo SR, Prasad B (2019). Production of amylase from Bacillus subtilis sp. Strain KR1 under solid state fermentation on different agrowastes. Biocatal Agric Biotechnol 21:101300.

#### **ACADEMIC ACTIVITY :**

#### **TEACHING & TRAINING:**



- MBBS Course (CBME based)
- Post Graduate Degree - M.D., Ph.D. & Scientist (Biochemistry)
- Senior Resident Training
- BSc. MLT Course
- BSc. Nursing Course
- BSc Cardiac Technology
- BSc Neuro-Technology
- Bachelor of Physiotherapy
- Post Basic Nursing
- Continuing Medical Education
- Continuing Medical Education, Regular inter and intra departmental
- Academic Activity is organized for the benefit of Senior. Resident & Post Graduate MD and Ph.D. students.
- Common Academic Programme- Every Tuesday & Friday.
- Journal Club in every week.
- Conference, Seminars & Symposium time to time for MD, Ph.D and MBBS students.

### Training

Training of all Faculties, S.R., MD & PhD students and technical staffs on following machines

1. Immunoassay System ARCHITEC i2000SR. i1000SR
2. AU-5800 & Dx C700 AU Biochemistry Auto Analyser System
3. Training of BSc MLT and other paramedical Students.
4. DNA extraction and amplification in thermocycler and RT-PCR
5. RT-PCR and RFLP.

### Research

Completed

1. Maternal Serum TSH Value in Early Pregnancy and its Relation with Pregnancy Outcome
2. Assessment Of Serum Vitamin D Level In Patient Of Mild To Moderate Asthma.
3. Correlation of Ca 15-3 and CEA in Different Molecular Subtypes of Metastatic Breast Cancer.
4. Association of Serum Free Haemoglobin in Normoglycemic and Hyperglycemic Individuals.
5. Keshari Enhancing sensitivity of phenol-sulfuric acid assay using orthophosphoric as modifier.
6. Effect of Various Clinical Parameters and Oxidative Stress Markers on TIMI Flow in Patients Undergoing Percutaneous Coronary Interventions.
7. Comparative evaluation of CA 19.9 & CA-125 individually and in combination as tumor marker for ovarian cancer.
8. Evaluation of Serum Vitamin B12 Level in Primary Hypothyroidism.
9. Study of vitamin D status among anemic patients: a cross sectional study.
10. Hepatitis B in hepatocellular carcinoma patients and its correlation with alpha fetoprotein and liver enzymes.
11. Thyroid disorders in polycystic ovarian syndrome (PCOS) at a tertiary care hospital.

### Ongoing Research

1. Prevalence of Methylene Tetrahydrofolate reductase gene polymorphism and its relation with RBC folate level in pediatric patients of neural tube defect.
2. Role of detection of cell free fetal DNA in maternal plasma in the chromosomal abnormalities.
3. Evaluation of circulating cell free DNA as a potential biomarker in breast and lung cancer.
4. Evaluation of iron deficiency status in children of autism spectrum disorder
5. Differential expression of SLC25A38 gene in patients of acute Lymphoblastic Leukemia.
6. Genetic polymorphism of gstm 1 gene in head and neck cancer
7. Extraction of antimalarial drug, artemisinin from artemisia nilagirica - an indian species.
8. Study of oxidative stress in hypothyroid patients.

9. Serum electrophoretic patterns in patients of Osteoarticular tuberculosis.
10. Biochemical changes in lipid profile and serum protein in patients of pulmonary tuberculosis.
11. Relationship of serum levels of vitamin D, PTH, Calcium and Inorganic Phosphate with Prostate Specific Antigen in Prostate Cancer Patients.
12. Assessment of Tumor Markers CA19.9,CEA,CA125 and CA242 For Early Diagnosis And Predicting Prognosis In Gallbladder Cancer Patients.
13. Role of Pre-therapeutic serum level of CA 15-3 and CEA for predicting prognostic value of early and Locally Advanced Breast Cancer Patients.
14. Copy number variation and polymorphism of Methylenetetrahydrofolate reductase (MTHFR) gene(C677T) in breast cancer patients of Bihar.
15. Protein energy wasting in chronic kidney disease (CKD-5) and effect of Dietary Counseling- A prospective study at tertiary care centre.

## **FACULTY ACHIEVEMENT**

### **Dr. Rekha Kumari, (Additional Professor & HOD)**

Conference /Workshop attended and paper presented

Participated in Workshop /CME

- Organised a CME on Preanalytical Variables and Clinical Challenges on 15th February 2020 at IGIMS Patna.
- Organised a CME & Workshop on Recent Advances in Genomics on 5th - 6th February 2020 at IGIMS Patna.
- Organised and participated as Resource Faculty for RBCW Program under observation of MCI representative.
- Participated In Curriculum Implementation Support Program held from 21st - 23rd January 2020 at IGIMS, Patna under aegis of Nodal Centre, Pramukhswami Medical College Karamsad, Gujarat.
- Attended 15th Asia-Pacific Federation for Clinical Biochemistry and Laboratory Medicine Congress from 17th-20th Nov 2019 at Jaipur
- Hands-on -Training on Mass Spectrometry held on 16th November 2019 in Jaipur at 15th Asia-Pacific Federation for Clinical Biochemistry and Laboratory Medicine Congress.
- CME & Workshop on Real Time PCR based Molecular Diagnostics on 16th October 2019 at Medsource Ozone Biomedicals Faridabad Hariyana.
- CME & Workshop on Immunofluorescence for Autoimmune Diagnostics on 15th October 2019 at Medsource Ozone Biomedicals Faridabad Hariyana.
- Participated & Chaired a Session in Raktavigyan -3 , 3rd Annual Conference of Hematology Foundation of Bihar, held on 3rd-4th August 2019 at Hotel Lemon Tree, Patna.
- Participated as a delegate in CME ( Recent Advances in Paediatric Surgery ) held on 14th February 2020 at IGIMS Patna.

### **Paper presented as principal investigator**

1. Rekha Kumari, Archana Sinha, Uday Kumar, Bandana Kumari, Indu Prasad. Effect of subclinical hypothyroidism and Thyroid Peroxidase antibody (TPOAb) on outcome of pregnancy. Asia Pacific Federation of Clinical Biochemistry, on 17th-20th November 2019 at JECC Jaipur.

### **CME Organised**

- Organised a CME on Preanalytical Variables and Clinical Challenges on 15th February 2020 at IGIMS Patna.
- Organised a CME & Workshop on Recent Advances in Genomics on 5th - 6th February 2020 at IGIMS Patna.
- Organised and participated as Resource Faculty for RBCW Program under observation of MCI representative.

### **Dr Ravi Shekhar (Additional Professor)**

- Nodal officer - IGIMS: All India Survey on Higher Education (AISHE) Executive Editor, JIGIMS, Patna
- STS project guide (2019):

Titled: Assessment of sleep quality index score among adolescents of Bihar

### **CME & Workshop attended :**

- Participated in a CME on Preanalytical Variables and Clinical Challenges on 15th February 2020 at IGIMS Patna.
- Participated in a CME & Workshop on Recent Advances in Genomics on 5th - 6th February 2020 at IGIMS Patna.

- Participated in RBCW Program under observation of MCI representative. From 18-01-2020 to 20-01-2020.
- Participated In Curriculum Implementation Support Program held from 21st - 23rd January 2020 at IGIMS, Patna under aegis of Nodal Centre, Pramukhswami Medical College Karamsad, Gujarat.
- Participated in AMBICON 2019 held at Department of Biochemistry, Dayanand Medical College and Hospital, Ludhiana.

#### **Paper presented as principal investigator**

- Presentation at ACBI-WB chapter 2019  
Ravi Shekhar - Pre-Analytical Error: Preventing or Masking

#### **Dr. J. R. Keshari (Additional Professor)**

##### Workshop attended:

- Participated in a CME on Preanalytical Variables and Clinical Challenges on 15th February 2020 at IGIMS Patna.
- Participated in a CME & Workshop on Recent Advances in Genomics on 5th - 6th February 2020 at IGIMS Patna.
- Participated in RBCW Program under observation of MCI representative. From 18-01-2020 to 20-01-2020.
- Participated In Curriculum Implementation Support Program held from 21st - 23rd January 2020 at IGIMS, Patna under aegis of Nodal Centre, Pramukhswami Medical College Karamsad, Gujarat.

#### **Conferences.**

Participated in AMBICON 2019 held at Department of Biochemistry, Dayanand Medical College and Hospital, Ludhiana

#### **Dr. Pritam Prakash (Assistant Professor)**

##### CME & Workshop :

- Participated in a CME on Preanalytical Variables and Clinical Challenges on 15th February 2020 at IGIMS Patna.
- Participated in a CME & Workshop on Recent Advances in Genomics on 5th - 6th February 2020 at IGIMS Patna.
- Participated in RBCW Program under observation of MCI representative. From 18-01-2020 to 20-01-2020.
- Participated In Curriculum Implementation Support Program held from 21st - 23rd January 2020 at IGIMS, Patna under aegis of Nodal Centre, Pramukhswami Medical College Karamsad, Gujarat.

#### **Conferences.**

Attended 15th Asia-Pacific Federation for Clinical Biochemistry and Laboratory Medicine Congress from 17th-20th Nov 2019 at Jaipur.

#### **Poster presentations**

Pritam Prakash, Avinash Pandey, Santosh Kumar, Rekha Kumari, Over expression of SLC25A38 gene in acute lymphoblastic leukemia in Asia Pacific Federation of Clinical Biochemistry, on 17th-20th November 2019 at JECC Jaipur

#### **Dr Sweta Kumari (Assistant Professor)**

##### CME & Workshop

- Participated in a CME on Preanalytical Variables and Clinical Challenges on 15th February 2020 at IGIMS Patna.
- Participated in a CME & Workshop on Recent Advances in Genomics on 5th - 6th February 2020 at IGIMS Patna
- Participated in a CME & Workshop on Paradigm shift in interpreting plasma dyscrasia free light chain 12 December 2020 at Ludhiana.
- Participated in AMBICON 2019 held at Department of Biochemistry, Dayanand Medical College and Hospital, Ludhiana

#### **Oral Presentations**

Elevated lipase with normal amylase a possibility of analytical error in AMBICON, on 12th-December 2019 at Dayanand Medical College and Hospital, Ludhiana.

#### **Dr. Seema Kumari (MD)**

- "Biostatistics for medical data analysis by MS - Excel" from 09-05-2019 to 11-05-2019 organised by Department of Community Medicine, IGIMS, Patna
- CME on the Immunoassay System ARCHITEC i2000SR. i1000SR 17th & 18th July 2019
- CME on operator training program on AU-5800 & Dx C700 AU Biochemistry Auto Analyser System at IGIMS Patna from 19th & 20th June 2019.
- CME on "Basic Concept of Quality" conducted by Randox Quality Management Solutions at IGIMS Patna dated 10th April 2019

- Participated as delegate in CME "Breast Cancer Update 2019" organised by Department of Radiation Oncology , IGIMS, Patna
- Attended CME cum workshop "Clinical Application of Flow Cytometry in Cell Biology and Immunology" at 2nd BJMIROCON 2019, 22nd - 24th November, 2019 at IGIMS, Patna
- Attended AMBI-ON 2020 National PG Update cum CME 1st to 2nd November 2020

**Poster Presentation:**

Diagnostic Role of Alpha-Fetoprotein Combined with Neutrophil-To-Lymphocyte Ratio in Case of Hepatocellular Carcinoma at : 2nd BJMIROCON 2019, 22nd - 24th November, 2019 at IGIMS, Patna.

**Paper Presentation:**

Prognostic value of neutrophil-lymphocyte ratio (NLR) and serum CA19-9 in case of Gall Bladder Carcinoma Patient in a tertiary care hospital in eastern India at: BAPCON 2020, XVth Annual Conference of IAPM Bihar, 18th& 19th January 2020 at DMCH, Darbhanga

**Dr. Ranjana Kumari (MD)**

**Poster presentation**

AMBICON 2019, December 2019

**Protocol cleared from ethical**

Analysis of Oxidative Stress and Arterial Blood Gas(ABG) in End Stage Renal Disease Patients -September 2019

**Publication**

Study of Ascorbic Acid levels in hypothyroid patients.-in June 2019.Ranjana kumari, Poonam Sinha, Dr Ravi Shekhar, JIGIMS, August, 2019, Vol.5, No. 2

**CME and Workshop**

1. Workshop on "Basic Concept of Quality" on 10th April 2019, conducted by Dept of Biochemistry, IGIMS, Patna.
2. Training Course on "Biostatistics for medical data analysis by MS-Excel" from 9th to 11th May 2019 conducted by Dept of Community Medicine, IGIMS, Patna.
3. Training on the "Immunoassay system" on 17th and 18th July 2019 conducted by Dept of Biochemistry, IGIMS, Patna.
4. CME cum Workshop on "Autoimmune Diagnostic Overview" on 25th August 2019 conducted by Department of Biochemistry AIIMS, Patna.
5. Workshop on Plasma dyscrasia on 12th December 2019 held at Department of Biochemistry, Dayanand Medical College and Hospital, Ludhiana. AMBICON 2019.

## POST GRADUATE LABORATORY BIO CHEMISTRY



## CLINICAL LABORATORY BIOCHEMISTRY





Department Photograph



# Department of CARDIOLOGY



<b>FACULTY</b>	
Dr. Dr. B.P Singh, M.D, D.M.	Professor & Head
Dr. Ravi Vishnu Prasad, M.D, D.M.	Associate. Professor
Dr. Nirav Kumar, M.D, DNB	Associate Professor
Dr Gautam Kumar, MD, DM	Assistant Professor
<b>MEDICAL OFFICER</b>	
Dr. Shambhu Kumar	M.D.
<b>SENIOR RESIDENTS ( DM Residents )</b>	
Dr Rahul M Guttee	
Dr Chandrashekhar Pandey	
Dr Neeraj Kumar	
<b>SENIOR RESIDENTS ( Non -DM Residents )</b>	
Dr Kumar Abhishek	MD
Dr Seema	MD
Dr Manish Chandra Mukul	MD
Dr Ankit Krishna Agrawal	MD
Dr Amrendra Sinha	MD
Dr Rajneesh Kumar	MD
Dr Sapna Nagvanshi	MD
Dr Yogesh Kr Dubey	MD
Dr Ramdhan Kamat	MD
Dr Suraj Kumar	MD
Dr Kumar Swapnil	MD
<b>JUNIOR RESIDENTS.</b>	
Dr Pankaj Kr Roy	MBBS
Dr Vikash Kumar	MBBS
Dr Birju Bharti	MBBS
Dr Praveen Kumar	MBBS

## **PATIENT CARE & PROCEDURE OPD CASES**

New cases	21941
Old cases	39049
Emergency cases	380
<b>Total</b>	<b>61370</b>

## IN PATIENT CASES

General Ward	1259
Private Ward	3297
Emergency ward	380
<b>Total</b>	<b>4936</b>

## PROCEDURES

ECG	42463
ECHO	24265
Stress ECHO	08
TEE	156
TMT	1410
Holter	378
Coronary Angiography	2191
Permanent pacemaker	159
Temporary pacemaker	32
Coronary Angioplasty	389
BMV ( Balloon Mitral Valvotomy)	10
PTA	01
IVUS ( Intravascular Ultrasound)	09
E P STUDY	08
ICD	01
RFA	06
OCT	03

### SPECIAL ACHIEVEMENT

- Stress Echocardiography and TEE are being done regularly .
- IVUS is being done regularly . This procedure is not available in any other Govt institution or Private sector in State of Bihar .
- We have started doing FFR procedure to decide the criticality of obstructive lesion in Coronary arteries for stent implantation.
- OCT is being done regularly.
- ASD ,PDA ,VSD closure, BMV and Pulmonary valve balloon dilation are being done on regular basis .
- Device therapy, for heart failure and Arrhythmia patients, like AICD(Automated implantable intra cardiac defibrillator) and CRT ( Cardiac Resynchronization therapy ) are being done on regular basis .
- Cardiac Emergency has been started with six bedded facilities in ECCU at 1st floor of ward block and we are providing 24 hour cardiac care facilities .
- ACCU has been started with 17 Beds in Advance Cardiac Center and running smoothly.
- Six Bedded Day Care Coronary Angiography Facilities has been started .
- DM Course has been started.

### RESEARCHES

1. Risk factors in young patients with ST elevation myocardial infarction (On going)
2. Prevalence of rheumatic heart disease in school going children (On going)
3. ANGIOGRAPHIC profile of female patients.( on going)



3. Demography of first thousand coronary Angiography patients (Sent for publication)
4. Clinical profile of admitted AF patients (PUBLISHED)
5. Clinical profile of Acute Heart Failure patient - Multicentric study on going

#### **PUBLICATIONS**

Dr B P Singh contributed as Co- Author in positional statement / Guideline by Cardiological Society of India on " Management of ST Elevation MI" and "Management of Heart Failure"

#### **CHAPTERS IN BOOKS**

1. Cardiology update 2019. SGLT2 Inhibitor: Is it the Panacea for Diabetes Mellitus with Heart Failure, BP SINGH , Ravi Vishnu Prasad, Dr Nirav Kumar and Dr Gautam Kumar.
2. Cardiology update 2020. Monitoring in heart failure, BP SINGH , Ravi Vishnu Prasad, Dr Nirav Kumar, Dr Gautam Kumar.
3. Review Article CSSDI 2020 New letter NOACS revisited Anemia in Heart Failure, Dr BP Singh, Dr Ravi Vishnu Prasad ,Dr Nirav Kumar & Dr Gautam Kumar .
4. Review Article CSSDI 2020 New letter -Anemia in Heart Failure, Dr BP Singh,Dr Ravi Vishnu Prasad, Dr Nirav Kumar & Dr Gautam Kumar.

#### **AWARDS and HONOURS**

Dr. B.P Singh, Prof. & Head

- Dr BP Singh contributed a chapter in CSI 2020 updated cardiology on " Monitoring in heart failure" .
- Dr BP Singh elected president of Indian College of cardiology , Bihar, 2018
- Dr B.P Singh has been member of CSI National Executive Committee since last five year.
- Dr BP Singh Prof & Head was chairperson on session "cardiovascular disease management" on 05/12/2019 at CSICON 2019 DELHI.
- Dr BP Singh Prof & Head Dept of Cardiology presented a paper on "Which is the ideal inotrope in ADHF" on 20th September 2019 on 26th Annual Conference of Indian College of Cardiology at Kochi .
- 1st Annual Conference of ICCCON 2019 of Bihar Chapter was organized on 3rd and 4th August ,2019 at Patna .
- Dr BP Singh was Elected as Vice President of National Cardiological Society of India
- Dr B P Singh as President of Indian College of Cardiology Bihar delivered presidential oration on "Hypertension Management & Recent Guideline" on 3rd August 2019.

#### **Dr Ravi Vishnu Prasad, Additional Professor**

- Dr Ravi Vishnu Prasad Associate Prof, was awarded FSAI @SCAI conference, LAS VEGAS,CALIFORNIA in May ,2019
- Dr Ravi Vishnu Prasad Associate Prof, presented case at EURO PCR 2020 AT PARIS 2019.
- Dr Ravi Vishnu Prasad is a editor of Bihar Journal of Cardiology and released 2nd and 3rd issue of BIHAR JOURNAL OF CARDIOLOGY ON March 2019 at CARDICON BIHAR CHAPTER .
- Dr Ravi Vishnu Prasad released souvenir of ICCCON BIHAR CHAPTER ON AUGUST 2019 at Patna.
- Dr Ravi Vishnu Prasad Associate Prof, Presented paper on Antiplatelet at CME OF IMA , Saharsha BIHAR and IMA, BIHAR STATE BRANCH at Patna on 13TH January 2019
- Dr Ravi Vishnu Prasad Associate Prof presented interesting CD Presentation 25 th may 2019 at CARDICON Bihar Chapter at Patna .
- Dr Ravi Vishnu Prasad Associate Prof presented webinar on ARNI, new HYPERTENSION guidelines, newer NOACs interesting CD Presentation on Complex pci this year 2020 at various platforms.

#### **Dr Nirav Kumar, Additional Prof**

- Dr. Nirav Kumar , Associate Prof Cardiology presented on " Pathophysiology of Heart Failure" APPICON Deogarh, 5th January 2019.
- Dr. Nirav Kumar , Associate Prof Cardiology presented on " Recent advance of Heart Failure" CSI DSI, Gaya on 2nd February 2019.
- Dr. Nirav Kumar , Associate Prof Cardiology presented on " Hypertension Management" BIHAR CSI , Patna on 18th June 2019.

### **Dr Gautam Kumar, ASSISTANT PROF**

- Dr. Gautam Kumar, Assistant Prof Cardiology presented on "Recent Advances in Hypertension" at APPICON Deogarh, 5th January 2019.
- Dr. Gautam Kumar, Assistant Prof Cardiology presented on "ARNI" BIHAR CSI, May 2019.

### **ACADEMIC ACTIVITIES**

Departmental teaching programme

- |          |  |
|----------|--|
| Tuesday  | CASE Discussion/ Common Academic Programme of Institute              |
| Thursday | Journal club/ Seminar  |
| Friday   | Common Academic Programme of Institute .                             |
| Saturday | ECG, Mortality Review, Interesting ECG , ECG , CT MRI and Cath Study |

### **INTER DEPARTMENTAL PROGRAMME**

- (1) Wednesday Cardio- radiology discussion
- (2) Saturday Cardiology CTVS discussion

### **Patient Care**

1. OPD ; Monday to Saturday
2. Indoor patient care and CCU care. (30 Bedded ward + 6 Bedded ECCU + 17 Beds in ACCU + 6 Bedded Cardiac Day Care )
3. Diagnostic services
  - ECG
  - ECHOCARDIOGRAPHY
  - Treadmill Test(TMT)
  - HOLTER
  - Cath Lab

### **CAPITAL WORK AND NEW EQUIPMENT**

1. Advance cardiac center having facility of three cardiac cath lab and 20 Bedded CCU has been started .
2. Open heart surgery is being done by CTVS department.
3. IVUS machine with FFR facilities has been installed and works are being done .
4. Rotablator machine has been installed and it is functioning.
5. OCT (Optical coherence Tomography) with FFR machine has been installed. This high end machine has been established first time in India and cases are being done.
6. We have acquired electrophysiology facilities with the new Cath Lab and now we are doing regular E P Study and ablation till now we have done 15 cases

With the acquisition of all these equipments and commissioning of advance cardiac center, Dept of cardiology has achieved a status of "center of excellence" in the field of cardiology in North East region of India .

### **Workshop Organized**

First workshop electrophysiology testing (EPS) and radiofrequency ablation (RFA) done on 18th January 2019. 8cases done.

workshop electrophysiology testing (EPS) and radiofrequency ablation organized on 15-16th January 2020. 6cases done.

Workshop as IVUS, OCT and Complex Coronary Angiography was organized under guidance of Eminent Cardiologist Dr Praveen Chandra Chairman, Medanta Hospital, New Delhi.

### **Future Acquisition Plan**

We are going to acquire following equipment in near future :

1. One state of art Cath Lab
2. Two High End Echo Machine
3. Two Basic color Doppler machine
4. Holter Lab

5. One TMT Machine

**Our new acquisitions in Cath Lab**



FFR



IVUS



OCT With FFR -  
First installation in north east India



Bihar Deputy CM Sushil Kr Modi , Health Minister Mangal Pandey and HOD Cardio Dr (Prof) BP Singh during inauguration of new Catherization Laboratory on 26 January 2019 At Cardiology IGIMS, Patna.

# Department of Community Medicine

## Our Mission:

The preamble of I.G.I.M.S. Act 1984 runs as follows "To establish an Institution in the state of Bihar with a view to develop clinical services in super specialities of the highest standard, a system of supportive supervision and continued education for the medical and health functionaries and to promote service, research and education in the field of Community Medicine and Allied subjects". Based on the above, the Dept of Community Medicine is functioning since inception (1984) and is the oldest department along with Dept of Gastroenterology, Nephrology etc.

The objective of the Institute set out in the section-2 of the Act in relation to develop the Community Medicine Department are as follows- to develop community health research centre to study and find out solutions to the problem of the community with emphasis on reproductive biology and population control and develop research and training in basic services relevant to the problems and needs of the community. With this aim, the Reproductive Biology unit was started and was attached to Dept of Community Medicine for administrative and research purposes. But due to change of Guards of IGIMS, this Dept of Reproductive Biology has now been separated.

Faculties	
Dr. Sanjay Kumar	Prof. &Head
Dr. D. R. Bharati	Additional Professor
Dr. Sanjay Kumar Choudhary	Associate Professor
Dr. Shishir Kumar	Statistician cum Associate Professor
Dr. Setu Sinha	Assistant Professor
Dr. Varsha Singh	Epidemiologist cum Asst. Professor
Dr. Tulika Singh	Assistant Professor
Dr. Nidhi Prasad	Assistant Professor
Dr. Aman Kumar	Assistant Professor
Dr. Tajwar yasmeen	Assistant Professor
Senior Residents	
Dr. Abha Kumari	Senior Resident
Dr. Firdous Hussain	Senior Resident
Dr. Amit Kumar	Senior Resident
Dr. Vikash Chandra	Senior Resident
Post Graduate Students	
Dr. Seema Singh	
Dr. Vikash Kumar	
Dr. Md. Zamshid Ansari	
Dr. Rani Kumari	
Junior Medial Officer	
Dr. Narendra Kumar	Junior Medial Officer
Lady Medical Officer	
Dr. Soni Kumari	

Dr. Shivani Sinha	
<b>Medical Social Service Officer</b>	
Dr. Shubham Shree	
<b>Office Staff</b>	
Manish Kumar	Office Assistant
Sweta Kumari	Data Operator
Dilip Kumar,	Office Attendant
Ramesh Kumar,	Hospital Attendant
Mukesh Kumar,	Hospital Attendant
<b>UHTC Staff</b>	
Ramakant Pandey,	Peon
Rambabu,	Sanitary Attendant
<b>RHTC Staff</b>	
Santosh Kumar,	Office Attendant
Kiran Devi,	Sanitary Attendant
Puja Devi,	Sanitary Attendant
Kuber Ray,	Driver
Deelip Kumar,	Khalasi

#### **Clinical expertise:**

##### **Immunization/Counselling**

One of the major jobs of the department is Immunization and clinical teaching in Community Health. A well organized Immunization clinic with teaching facilities is available in the Immunization Centre of the Department. It remains functional on all working days during the working hours.

**Annual progress made in the year 2019-2020:As described in this whole form under various headings.**

**Significant achievements made with regard to new procedure which can add to the name of IGIMS with summary of methods adopted:With a permission of 04 seatgiven by MCI to start MD (Community Medicine) from session 2020-21.**

**Number of publications made during the current year with year names of the Journal in Vancouver's style:**

##### **Prof. (Dr.) Sanjay Kumar, Prof. & Head**

Choudhary S K, Kumar S, Prasad N, Bharati D R, Sinha S, Sinha S. "Knowledge and attitude about HIV/AIDS among 1st year MBBS students at IGIMS, Patna : A cross- sectional study." International Journal of scientific study /April 2019/ Vol-07 / issue-01/ Page - 176 - 183.

Sinha S, Kumar S, Sinha S, Choudhary S K, Singh V, Kumari S. " Personal hygiene practices among women of reproductive age group residing in an urban slum of patna district." International Journal of Medical Science and Diagnosis Research (IJMSDR) / Vol-3/Issue-3/March-2019/Page- 73-78.

Kumari A, Choudhary S K, Kumar S. " Study of nutritional and immunization status in children 6 months to 3 years attending immunization clinic, UHTC, IGIMS, Patna". International Journal of Scientific Research (IJSR) / Vol -09 / Issue - 02 / February - 2020 / Page - 1 - 3.

Chandra V, Choudhary S K, Kumar S, Kumari A. " Association between predisposing factors and adults obesity from rural field practice area of a tertiary care centre, An experience from rural Bihar : A case control study". International Journal of Community Medicine and Public Health / May 2020/ Vol - 07 / Issue - 05/ Page - 1832 - 1838.

##### **Dr. D.R. Barati, Additional Professor**

Choudhary S K, Kumar S, Prasad N, Bharati D R, Sinha S, Sinha S. "Knowledge and attitude about HIV/AIDS among 1st year MBBS students at IGIMS, Patna : A cross- sectional study." International Journal of scientific study /April 2019/ Vol-07 / issue-01/ Page - 176 - 183.

##### **Dr. Sanjay Kumar Choudhary, Associate Professor**

Choudhary S K, Kumar S, Prasad N, Bharati D R, Sinha S, Sinha S. "Knowledge and attitude about HIV/AIDS among 1st year MBBS students at IGIMS, Patna : A cross- sectional study." International Journal of scientific study /April 2019/ Vol-07 / issue-01/ Page - 176 - 183.

Sinha S, Kumar S, Sinha S, Choudhary S K, Singh V, Kumari S. " Personal hygiene practices among women of reproductive age group residing in an urban slum of patna district." International Journal of Medical Science and Diagnosis Research (IJMSDR) / Vol-3/Issue-3/March-2019/Page- 73-78.

Kumari A, Choudhary S K, Kumar S. " Study of nutritional and immunization status in children 6 months to 3 years attending immunization clinic, UHTC, IGIMS, Patna". International Journal of Scientific Research (IJSR) / Vol -09 / Issue - 02 / February - 2020 / Page - 1 - 3.

Chandra V, Choudhary S K, Kumar S, Kumari A. " Association between predisposing factors and adults obesity from rural field practice area of a tertiary care centre, An experience from rural Bihar : A case control study". International Journal of Community Medicine and Public Health / May 2020 / Vol - 07 / Issue - 05 / Page - 1832 - 1838.

#### **Dr. Setu Sinha, Assistant Professor**

Shivani Sinha, Sanjay Kumar, Setu Sinha, Varsha Singh , Sanjay Kumar Choudhary, Tulika Singh. "Status of dysmenorrhea and menstrual hygiene among women residing in an urban slum at Patna district." International Journal of Medical Science and Diagnosis Research; 2019 May; 3(5):33-36.

Shivani Sinha, Sanjay Kumar, Setu Sinha, Sanjay Kumar Choudhary, Varsha Singh, Seema Kumari. " Personal Hygiene Practices among women of reproductive age group residing in an urban slum of Patna District." International Journal of Medical Science and Diagnosis Research; 2019 March; 3(3):73-78

#### **Dr. Varsha Singh, Assistant, Professor cum Epidemiology**

Varsha Singh, Sanjay Kumar, profile of mortality and related co morbidities at a tertiary care hospital in northern India, journal of advanced medical and dental sciences research, 2019, 7 (9)-203-208

Varsha Singh, Setu sinha, Amitkumar, Sanjaykumar , A study on estimates of iodine deficiency disorders and iodized salt consumption in sitamarhi district of Bihar, Indian journal of public health research and development (accepted for publication)

Shivani Sinha, Sanjay Kumar, Aman Kumar, Sanjay Kumar Choudhary, Setu Sinha, Varsha Singh "Knowledge, Attitude and Practice on contraception among postpartum mothers attending the immunization OPD: A Hospital based cross sectional study" International Journal of Medical Science and Diagnosis Research; 2019 July; 3(7):112-124.

Shivani Sinha, Sanjay Kumar, Setu Sinha, Varsha Singh, Sanjay Kumar Choudhary, Tulika Singh. "Status of dysmenorrhea and menstrual hygiene among women residing in an urban slum at Patna district." International Journal of Medical Science and Diagnosis Research; 2019 May; 3(5):33-36.

#### **Dr. Tulika Singh, Assistant Professor**

Sharma S, Tarat A, Singh T. Efficacy of Pregabalin Vs. Diclofenac on Post-Operative Pain and Analgesic Requirement in Elective Abdominal Hysterectomy. Int J Scientific Research 2020 June; Vol 9(6):1-4 DOI : 10.36106/ijsr

Sharma S, Chaudhary N, Raman R, Singh T. A Cross-sectional study on Intraoperative Awareness during General Anaesthesia. Global Journal for Research Analysis 2020 May; Vol 9; Issue 5. DOI:10.15373/22778160

Singh T, Banerjee B, Garg S, Sharma S. A prescription audit using the World Health Organization-recommended core drug use indicators in a rural hospital of Delhi. J Edu Health Promot 2019; 8:37.

Singh M, Singh T. Study on self-induced unsupervised medical abortion, its complications, follow up and contraceptive counselling. J Adv Med Dent Scie Res 2019; 7(2):142-144.

Sharma S, Raman R, Singh M, Singh T. Assessment of level of Knowledge of Basic Life Support among Undergraduate Students in a Medical College of Bihar. Int J Scientific Research 2019 Feb; Vol 8(2):30-32

#### **Dr. Nidhi Prasad, Assistant Professor**

Choudhary SK, Kumar S, Nidhi Prasad, D. R. Bharati, Sinha S, Shivani Sinha, "Knowledge and Attitude about Human Immunodeficiency Virus/Acquired Immune Deficiency Syndrome among First Year MBBS Students at Indira Gandhi Institute of Medical Sciences, Patna: A cross-sectional study" International Journal of scientific study. 2019/ Vol-07 (1): 01-08.

Nidhi Prasad, Binaykumar, Choudhary SK, Kumar S, Cost benefit analysis of controlling rabies: prioritizing areas in rural setting of maner: a cross sectional study. International Journal of community Medicine and public Health 2019 September; 6(9); 3673-3678.

Nidhi Prasad, Mitasha Singh, Ravi Kiran Pal, Jefin Joseph "tobacco use among health care workers of tertiary care center of faridabad, haryana, india" <https://doi.org/10.1016/j.cegh.2019.09.009>

Prasad N, Kumar B. Pattern and associated socio demographic factors of tobacco use among health care staff in a tertiary care setting at Faridabad. Int J Community Med Public Health .DOI: <http://dx.doi.org/10.18203/2394-6040.ijcmph20200526>

#### **Academic activities:**

- (i) Lecture: 122
- (ii) Tutorials: 18
- (iii) Practicals: 39
- (iv) Field Visit: 15
- (v) Seminars: 33
- (vi) Journal Clubs: 20

#### **Capital works, new equipment which has been added/contributing to the development of department and procedures done:**

Introduced Hub cutter in OPD

Emergency drug for AEFI cases in Immunization Clinic

Introduced Height Measurement scale for Health Check up

#### **Subspecialty/Division:NA**

#### **Training :**

- Dr. Sanjay Kumar, HOD took lecture at training for ICD-10 at CBHI, Patna. (17 June, 2019)
- Training on AES Epidemiological Survey by NIE-ICMR at SKMCH attended by Dr. Sanjay Kumar, Dr. Aman Kumar, Dr. Varsha Singh, Dr. Tulika Singh, Dr. Firdous Hussaian, Shumbham Shree & Interns Research Team. (22nd June, 2019)
- Dr. Setu Sinha & Dr. Vikash Chandra participated in the training followed by field activity pertaining to EVM assessment of Bihar State in the capacity of State Assessors.(18th to 28th Sep,2019)
- Dr. Setu Sinha participated in the training followed by field activity pertaining to EVM Assessment of Kerala State in the Capacity of National Assessor. (21st to 30th Nov, 2019)
- Dr. Setu Sinha, Dr. Varsha Singh & Dr. Amit Kumar, participated in a National workshop on AEFI Causality assessment and smart safety surveillance organised by WHO at the oberoi, gurugram (NCR) (17th to 19th Dec, 2019)

#### **Research:**

#### **Ongoing:**

- (a) An epidemiological study of magnitude and risk factors of Mental Depression among school going adolescents in the urban area of Patna town, Bihar, India.
- (b) Study for prevalence and predictors of obesity among Adults population in the rural field practice area of IGIMS, Patna: A Cross - Sectional Study"
- (c) Knowledge and attitude about HIV/AIDS among 1st year MBBS students at IGIMS, Patna: A cross- sectional study.
- (d) To estimate the actual burden of PKDL in a highly endemic district of Bihar, India and also assess the impact of current ambisome treatment for VL in the development of PKDL Recommended for approval by ICMR (To be done with RMRI collaboration)
- (e) A Web Based Cross Sectional Study on Factors affecting Covid-19 Vaccine Acceptance among Adult Population of India
- (f) Knowledge and attitude regarding organ donation among undergraduate students of a medical college in Patna
- (g) Pattern of Tobacco Use Among Adults in Patna
- (h) Assessment of online teaching as teaching learning method among the university students in the covid 19 pandemic
- (i) Assessment of screen time and socio demographic differentials among the adolescent of rural district of Maner, Patna.
- (j) Prevalence and correlates of nicotine dependence among the construction site workers at IGIMS. Patna

#### **Services rendered :**

- Services Started for Ophthalmology and psychiatry OPD at RHTC Manner.
- Immunization under NIS routinely given. We are also administering other optional vaccines to children and /or adults when the same is made available by the concerned clients (Pneumococcal Vaccine, Hepatitis B, Rotavirus, HPV, Influenza etc).
- Fully functional Immunisation Clinic at UHTC, RHTC.
- General OPD at UHTC & RHTC.
- Active case surveillance for Acute Flaccid Paralysis (AFP) & Vaccine Preventable Diseases (VPDs).
- Free Services available at Yuva Clinic for Adolescents.

- Free Hepatitis -B Vaccine in OPD and UHTC on the occasion of World Hepatitis Day 2018, is still continuing.

**New services and facilities :UHTC/RHTC/made factional and expanding**

**Procurement of vehicle for transport**

To assess the magnitude of health Problems and make appropriate strategies for their remedies, the Dept of Community Medicine has three different and distinct places of teaching, training and health care services of the Community. These are Rural Health Training Centre, Urban Health Training Centre and teaching/training at Headquarters. For Rural Health orientation and training of the Medical Students, doctors, Nurses and other paramedical staff three Primary Health Centres namely- Maner, Shahpur and Masourhi have been attached to this department under the administrative control of Director, IGIMS, Patna by a notification of Dept. of Health, Govt. of Bihar. Out of these three, the PHC at Maner has been upgraded to Rural Health Training Centre (RHTC). The Problems of Urban slums are different from that of rural areas. For the same, Urban Health Training Centre (UHTC) has now started functioning in Shastri Nagar, Patna. This centre will take care of the problems related to people from urban slums. It will take care of the National Immunization program for these areas besides MCH and other health related problems.

**Educational activities :**

Lecture: 122

Tutorials:18

Practical: 39

Field Visit: 15

Seminars: 33

Journal Clubs:20

**Courses offered : NA**

**Department achievements :**

- CME on Pneumococcal update: Burden & Prevention. (8th May, 2019)
- Biostatistics for medical data analysis by MS-Excel workshop conducted on 9th May, 2019.

**Faculty achievements :**

Dr. Sanjay Kumar, Prof & HOD

- Selected by MCI for inspection of colleges for starting and increasing seats of Post Graduate students.
- Appointed PhD thesis review and examination in different universities.
- Appointed as examiner of Undergraduates and Post graduates courses in different universities.
- Selected as resource person for Central Bureau of Health Intelligence (CBHI), Govt of India on Health Information Management System.
- Conducted sensitization workshop at SIHFW, Bihar
- Resource Faculty for CISP II
- Visited SKMCH for AES Survey (20th June, 2019).
- Training on AES Epidemiological Survey by NIE-ICMR at SKMCH (22nd June, 2019).

**Dr. D. R. Bharati, Additional Professor:**

- Participated as an expert for the selection of ICDS nutrition expert at Bihar Vikas Mission office, Patna on 16-02-2019.
- VPD Workshop in association with WHO at Dept. of Community Medicine, IGIMS, Patna on 11-12-2019.
- CISP -2 Workshop Programme at IGIMS, Patna on 28 & 29 September 2020.
- Online workshop/Training Program on advance data analysis using SPSS organised by Science Tech Institute Lucknow, (UP) on 08 to 14 October 2020.
- Zoom Meeting with National team of A&T on the priorities with collaboration of community medicine and Obs&GynaeDept on 11-6-2020.
- CME & Workshop topic for Recent Advances in Genomics organised by Dept. of Biochemistry at IGIMS, Patna on 06-2-2020.

**Dr. Sanjay Kumar Choudhary, Associate Professor :**

- Attended the meeting act as member of DPC to be held on 17-12-2019 in the Chamber of Additional Commissioner Cum Regional Director, ESIC, Regional Office, Patna.
- Participated as an expert for the selection of Medical record technician at AIIMS, Patna held on 17-6-2019



- Participated as an External examiner for 3rd professional MBBS part-1 examination 2019 at VIMS, Pawapuri, (Nalanda) on dated 01-2-2020 to 03-2-2020
- Participated in CME on "Recent Trends in Transplant Immunology and Immuno-genetics" organized by Dept. of Microbiology at IGIMS, Patna on 08-2-2019
- Organized a Health talk at on the occasion of World Health Day at RHTC, Maner dated on 08-4-2019
- Participated in Training Course on "Biostatistics for medical data analysis by MS - Excel" from 09-5-2019 to 11-5-2019 organized by Dept. of Community Medicine at IGIMS, Patna
- On the occasion of World Hepatitis Day observed at RHTC, Maner by delivering health talk with aid of poster by interns posted at Maner dated on 02-7-2019.
- Participated in VPD Workshop with the collaboration of WHO, Pediatrics and ENT Department organized by Dept. of Community Medicine at IGIMS, Patna dated on 11-12-2019.
- Participated in 9th Bihar Chapter IAPSMCON Conference - 2019 organized by Dept. of Community Medicine KMCH, Katihar dated on 14-12-2019
- Participated in CME & Workshop topic for "Recent Advance in Genomics" organized by Dept. of Biochemistry at IGIMS, Patna dated on 06-2-2020
- Participated in Zoom Meeting with National team of Alive and Thrive on the priorities with collaboration of Community Medicine and Obs & Gynae Dept. at IGIMS, Patna dated on 11-6-2020
- Participated in Workshop Curriculum Implementation Support Program (CISP-2) at IGIMS, Patna dated on 28 & 29 September 2020
- Participated in Orientation Zoom Meeting on Maternal, Infant, and Young Child Nutrition (MIYCN) Policy dated on 30-9-2020
- Participated in one week online Training Program on "Advance Data Analysis using SPSS" organized by Science Tech Institute Lucknow, (UP) dated on 08-10-2020 to 14-10-2020
- Participated in one week online Training Program on "Biostatistics for Medical Professionals" organized by Science Tech Institute Lucknow, (UP) dated on 02-11-2020 to 08-11-2020.

#### **Dr. Setu Sinha, Assistant Professor:**

- Consultation meeting for potential partnership with Love Matters India at Hotel Gargee Grand. (12th April, 2019)
- Participated in the orientation workshop for introduction of the Rotavirus vaccine in the state of Bihar. (13th & 14th May, 2019)
- Participated in the training followed by field activities pertaining to EVM assessment of Bihar State in the capacity of State Assessor (18th to 28th Sep, 2019); Kerala State in the Capacity of National Assessor (21st to 30th Nov, 2019) & Assam State in the Capacity of National Assessor. (18th to 27th February, 2020).
- Presented a paper titled "Social Media and Mental Health: Impact on today's youth" at 09th IAPSM Bihar chapter conference at KMC, Katihar (14th Dec, 2019).
- Participated in a National workshop on AEFI Causality assessment and smart safety surveillance organised by who at the Oberoi, Gurugram (NCR) (17th to 19th Dec, 2019)
- Attended Bihar Improvement Plan assessment workshop of Effective Vaccine Management (EVM) organized by RI cell, SHS Bihar at Hotel Patliputra Continental (13th Feb, 2020).

#### **Dr. Varsha Singh, Epidemiologist Cum Assistant Professor**

- Elimination round of World Health Day Quiz- IAPSM- Nodal Person Dr. Varsha Singh, Dr. Tulika Singh (02nd April, 2019)
- Dr. Varsha Singh participated in AEFI meeting at C& FM department AIIMS Patna. (15th May, 2019)

#### **Dr. Tulika Singh, Assistant Professor**

- Successfully completed 3 weeks certificate course on COVID-19: Tackling the Novel Coronavirus conducted by London School of Hygiene & Tropical Medicine.
- Conducted field assessment as National Assessor for Effective Vaccine Management for the states of Assam & Andhra Pradesh in January & February 2020.
- Attended 9th Bihar Chapter IAPSM conference at Katihar Medical College on 14th Dec 2019.
- Received Scholarship to attend Johns Hopkins Fall Institute Course on Spatial Analysis in Public Health in November 2019 at Barcelona, Spain
- Completed online training course on coding of deaths by Verbal Autopsy conducted by MINEeRVA&AIIMS Technical Support

Unit on 6th Nov 2019.

- Actively involved in Epidemiological surveillance of AES in Muzzafarpur carried out by Central Health Teams (NIE, NIN, NCDC) deputed by GOI in June 2019.
- Attended workshop on Biostats for medical data analysis by Ms-excel organized by Dept with resource faculty Prof Balasubramanian Krishnan from 09th-11th May 2019.
- Successfully completed "Certificate course on Manage TB" conducted by ICMR-NIRT in collaboration with NPTEL from February-April 2019.
- Attended Consultative meeting for potential partnership with Love Matters India NGO at Gargee Grand on 12th April 2019.
- Acted as State co-ordinator for organization of World Health Day Quiz held under the aegis of Indian Association of Preventive and Social Medicine (IAPSM) in April 2019.
- Organized various symposium, Workshop and IEC activities to observe important health days in the Department and at Urban Health Training Centre, Shastri Nagar

#### **Dr. Nidhi Prasad, Assistant Professor**

- Oral Presentation In Conferences At AIIMS , RISHIKESH And IAPSM , UP/ UK On 20th December,2020 And 12th Dec, 2020 Respectively.
- Participated In 5th National Conference On Tobacco Or Health (NCTOH) On 25-26th September, 2020.
- Completed One Week Online Training Programme On Advance Data Analysis Using Spss(Oct 8-14,2020).
- Attended Webinar On Medical Certification Of Cause Of Death In Context To Covid 19 On 12 June 2020.
- Attended Webinar On Hypertension And Cardiovascular Complications: Prevention And Management On 29 September,2020.
- Participated In Online National Workshop On Multivariate Data Analysis Using Spss From 10 To 12 September, 2020.
- Completed Online Certificate Course On Smokeless Tobacco Cessation Organised By ICMR -NICPR In Collaboration With Ministry Of Health From July 10 To August 28,2020.
- Successfully Completed RBCW And Cisp On 16-18 Jan, 2020 And 21-23,2020.
- CONTRIBUTED A SECTION IN Icmrvccp Prescribing Skill Course For MEDICAL GRADUATE AS CO AUTHOR.
- Appointed As A Member Of Medical Education Unit.
- Mentoring The Health And Wellness Centre, Visited And Mentored HWC And Attended Meeting At CS Office For The Same.
- Presently Contributing A Chapter On ERGONOMICS And HEALTH
- Participated In 7th National Conference Of East Oncology Group, Jharkhand Chapter On 17-18 August, 2019.
- Completed A Training Course On Biostatistics For Medical Data Analysis By Ms Excel From 9-11 May, 2019.
- Successfully Completed Online Certificate Course On Smokeless Tobacco From May 3 To August 9,2019 Organised By NICPR In Collaboration To Tobacco Research Branch At National Cancer Institute, Usa.
- Completed A Workshop On Application Of Regression Analysis In Biomedical Sciences On 4 Dec,2019
- Awarded Winner Certificates For Badminton In Institute Day Celebration In 2020
- Delivered Talk On Smokeless Tobacco To Constuction Site Worker Of IGIMS
- Organised Health Talk On Various Topic Related To Public Health
- Involved In Epidemiological Surveillance Of AES In Muzzafarpur Carried Out Bycentral Health Team (Nie,Nin And Ncdc) Deputed By GoI In June,2019
- Moderated A Panel Discussion In Rural Healthcare System - A Major Neglect
- Jointly Organized The 8th Bihar Chapter IAPSM Conference In Capacity Of The Organizing

#### **Photograph of Department/New Instruments:**

#### **Faculty Community Medicine**



# Department of CARDIO THORACIC VASCULAR SURGERY (CTVS)

## Our Mission:

1. To deliver highest level of cardiothoracic and vascular healthcare which is affordable and accessible to all.
2. To start heart transplantation program at IGIMS.
3. To start and establish a VATS and minimally invasive surgery program.
4. To start MCH Programme in CTVS - Super speciality in CTVS
5. Planning to start Msc in Perfusion Technology

FACULTY:	
Dr. Sheil Avneesh, MBBS, MS ( PGI CHANDIGARH), MCH CTVS (AIIMS Delhi)	Addl. Professor & Head
Dr. Tushar Kumar, MBBS, MS ( PMCH Patna), MCH CTVS (G.B.Pant New Delhi)	Asst. Professor
Dr. Dr. Aandrei Jivendra Jha, MBBS, MS(AIIMS, DELHI), MCH (AIIMS DELHI), FACS, FRCS (CTH.)	Asst. Professor
Dr. Madhav Kumar, MBBS, DNB Cardio Thoracic Surgery (NH, Bengaluru)	Asst. Professor
SENIOR RESIDENT	
Dr. Ruchi singh	3 <sup>rd</sup> year (DNB Thoracic surgery)
Dr. Abhinav Prakash	MBBS, MS (Gen.Surgery)
Dr. Binit Prasad	MBBS, MS (Gen.Surgery)
JUNIOR RESIDENT	
Dr. Jay Prakash Ravi	(MBBS)
Dr. Saurabh Suman	(MBBS)
Dr. Jayesh Singh	(MBBS)
Dr. Kumar Shekhar	(MBBS)

PATIENT CARE :	2018- 19 (March to March)	2019 - 20(March to March)
New Registration	1715	2288
Old Registration	5915	7256
Emergency Registration	0009	19
Total	7639	9563

NUMBER OF ADMISSION	2018- 19 (March to March)	2019 - 20(March to March)
General Ward	35	00
Private Ward	07	03
Emergency Ward	00	00
CTVS - ICU	403	543
Total :	445	545

No of Operation done	2018 - 19 (March to March)	2019 - 20 (March to March)
SSP I	117	188
SSP II	56	56
Major I	18	37
Major II	198	157
Minor I	50	39
Minor II	78	16
Minor III	423	253
Other	198	198
<b>Total</b>	<b>1138</b>	<b>756</b>
<b>No. of Death</b>	<b>25</b>	<b>36</b>

### 3. Significant Achievements :

- Continued expansion of CTVS Department with induction of two more faculties (Assistant Professor), senior and junior residents.
- Increasing the gamut of open heart and thoracic surgeries in CTVS Operation Theaters (2), CTVS - ICU'S (2)- high ends (ICU-A, ICU -B).
- Inception of single ventricle palliation surgeries including BD Glenn and systemic- pulmonary shunts for Tricuspid atresia, TGSVSD PS etc.
- Expanding the numbers of OPCAB surgeries for CABG patients.
- Application for NOC for Heart Transplant is underway and we hope to start this service on priority.
- We have submitted the MCI application for three seats in Mch (CTVS) and are awaiting inspection for the same.
- Enrolment for Congenital Heart Surgery at our Institute under Rashtriya Bal Swasthya Karyakram (RBSK) was started on (18/12/2019) and several RBSK cases have been operated and disposed off already.
- More than 500 cases of Open Heart Surgery done till date, which includes all spectrum of congenital and adult Cardiac Surgery.  
Coronary artery bypass surgery (CABG), Mitral valve replacement (MVR), Aortic Valve replacement (AVR), Double Valve replacement (DVR), Atrial septal defect, ventricular septal defect, TOF, Tetralogy of fallot (TOF), DORV, TGA, etc.....
- All kind of Closed Heart Surgeries - Pericardiectomy, Pericardial Window, PDA Ligation.
- Operations on all kind of Surgical Lung Pathologies (Benign and Malignant) are being performed on regular basis Lobectomies, Pneumonectomies, Lung Malignancies, Chest Wall Tumors, Decortication
- Internationally Unique technique for operating Rasmussen's aneurysm. It was being operated without cardio-pulmonary support on 20 september 2018. World wide this case has been operated with the support of Cardio-Pulmonary Bypass machine.
- All operative procedures on mediastinum are being performed regularly.
- All kind of vascular Surgeries (Peripheral Vascular Injury, Arterial Aneurysm, Pseudoaneurysm, Embolectomies , Peripheral arterial disease),
- Large number of Arterio venous fistula for patients of Chronic Kidney Disease are being created. Atleast more than 60/month on average.

### 4. Publication :

#### Dr. Sheil Avneesh: (Addl. prof & Head)

- Total Pericardiectomy via Modified left Anterolateral Thoracotomy without Cardiopulmonary Bypass (UKC's Modification): A video Presentation. Journal of Clinical Cardiology and cardiovascular Intervention/Published 18th December 2020.
- Histologic Abnormalities if the Ascending Aorta: Effects on Aortic remodeling after Intracardiac Repair of Tetralogy of Fallot. Texas Heart Institute Journal 2020Ap; 47(2): 86-95 Published online

- C. Aspergilloma:early surgical resection-a retrospective study. Paripex - Indian Journal of Research | volume-9 | issue-6 | june - 2020
- D. Bronchiectasis: surgery when and why? a retrospective observational study. Paripex - Indian Journal of Research | volume-9 | issue-6 | june - 2020.
- E. Sizeable Anterior Mediastinal Masses - Unveiling Myths. (Original Article). Paripex - Indian Journal of Research Volume-8/ issue-3/ March 2019.
- F. Management of large carotid body tumor : Case report. Paripex - Indian Journal of Research Volume - 7/ Issue -6/ June-2018.
- G. Vein diameter as an indicator of better outcome of Brachiocephalic arterio- venous fistula - A Retrospective study. Paripex - Indian Journal of Research Volume - 7/ Issue -6/ June-2018
- H. "A Comparative Study of Histopathological Change in the Ascending Aorta and the Risk Factors Related to Histopathological Conditions and Aortic Dilatation in Patients with Tetralogy of Fallot and a Functionally Univentricular Heart ". Heart Lung & Circulation ((Published Online /Sep.06.2017)
- I. "Short term prognostic value of peri-operative coronary sinus derived - serum cardiac troponin-I, creatine kinase- MB, Lactate, Pyruvate and Lactate- Pyruvate ratio in adult patient undergoing open heart surgery". Annals of Cardiac Anesthesia / vol. 19 / Issue 3/ Jul - Sep 2016 .

#### **Dr. Tushar Kumar (Asst. professor)**

- I. Therapeutic thrombolysis with Reteplase:An effective and safe therapy in stuck bileaflet Mitral Valves.International journal of research in Medicine; volume 1 issue 1 2016
- II. Surgical management of severe aortic regurgitation following Candida Aortic valve endocarditis. International journal of research in Medicine; volume 5 issue 2 2016.
- III. Unusual Presentation of a Mediastinal tumour : A case report. World journal of Cardiovascular surgery 2017 ,7,367-372.
- IV. Aneurysmal Right coronary artery with fistula to Coronary Sinus. World journal of Cardiovascular Surgery,2016,6,177-184
- V. Tetralogy of Fallot with anomalous aortic origin of Right coronary artery: Report of case and review of literature. Journal of Thoracic and Cardiovascular surgery.(Waiting for publication)
- VI. Aspergilloma:early surgical resection-a retrospective study. Paripex - Indian Journal of Research | volume-9 | issue-6 | june - 2020
- VII. Bronchiectasis: surgery when and why? a retrospective observational study. Paripex - Indian Journal of Research | volume-9 | issue-6 | june - 2020

#### **Dr. Aandrei Jivendra Jha (Asst. Professor)**

- I. Relationship of tissue Doppler-derived myocardial velocities to peak systolic right-to-left ventricular pressure ratio in repaired tetralogy of Fallot. V.ArchPediatr.JPED 156;. DOI 10.29011/2575-825x.100056.
- II. Histopathology of the Right Ventricular Outflow Tract and its Relationship to Tissue Doppler-derived Myocardial Velocities and Peak Systolic Right-to-left Ventricular Pressure Ratio in Patients with Repaired Tetralogy of Fallot. J Thorac Cardiovasc Surgery. Accepted for publication with Invited commentary.
- III. Arterial Switch Operation for Transposition of Great Arterial switch anomalies of cardiac situs and aortic position.A retrospective study of eight patients with TGA and L Posedaorta or Dextrocardiaoperatedat AIIM Sbetween Jan 2002 and January2013. JThorac Cardiovasc Surg 2013; 146:1553-6
- IV. Repair of Anomalous Left Coronary Artery from Pulmonary Artery (ALCAPA) beyond infancy. A retrospective study of five patients operated for ALCAPA at AIIMSduringJanuary2002-December2012. Heart Surgery Forum. 2013, 16(4):E210-5.DOI:10.1532/HSF98.20131008
- V. Paediatric myocardial protection-strategies, controversies and recent developments. Indian J Thorac Cardio vasc Surg. (April-June2013)29(2):114- 123.DOI10.1007/s12055-013-0208-2
- VI. MisplacedLeft Ventricular Vent &Cardioplegia faileduring open-heart surgery. World Journal for Pediatric and Congenital Heart Surgery2014, Vol 5(1) 133-134.
- VII. Operative, echocardiographic and angiographic details of fenestrated, valved aorticopulmonary septation in aortopulmonary window. 1.013-018. Neonatal Care Pediat Res.
- VIII. Intracardiac repair of intermediate Atrioventricular Canal by Nunn's Technique: A video Presentation. Journal of Cardiovascular Surgery and heart disease 10.36811/jcshd.2019.110011

- IX. A treatise on the surgical management of Left Ventricle -to- Aorta tunnel World Journal of Pediatric and congenital heart surgery
- X. Aneurysmectomy for Crawford's Type 1 Thoraco abdominal aneurysm using Hemashield Gold woven Velor Vascular Graft and reimplantation of the visceral vessels under mild hypothermic extracorporeal circulation: a video presentation International Medicine 2 (2):154. DOI 10.5455/im.302644822
- XI. Aspergilloma:early surgical resection-a retrospective study. Paripex - Indian Journal of Research | volume-9 | issue-6 | june - 2020
- XII. Bronchiectasis: surgery when and why? a retrospective observational study. Paripex - Indian Journal of Research | volume-9 | issue-6 | june - 2020

#### **Dr. Madhav Kumar ( Asst. Professor)**

- I. Aspergilloma early surgical resection-a retrospective study. Paripex - Indian Journal of Research| volume-9 | issue-6 | june - 2020
- II. Bronchiectasis: surgery when and why? a retrospective observational study. Paripex - Indian Journal of Research| volume-9 | issue-6 | june - 2020

#### **Dr. Ruchi singh (DNB 3rd Year Thoracic Surgery)**

- (i) Sizeable Anterior Mediastinal Masses - Unveiling Myths. (Original Article) International journal of scientific research volume 8 issue 3 march 2019
- (ii) Management of large carotid body tumor : A Case report Paripex- Indian Journal of Research Volume - 7/ Issue -6/ June-2018
- (iii) Vein diameter as an indicator of better outcome of Brachiocephalic arterio- venous fistula - A Retrospective study(ORIGINAL ARTICLE) Paripex- Indian Journal of Research Volume - 7/ Issue -6/ June-2018
- (iv) Study of microbial agents and their sensitivity pattern to 1st and 2nd line of antibiotics in patient with urinary tract infection (ORIGINAL ARTICLE) Paripex- Indian Journal of Research Volume - 7/ Issue -1/ Jan-2018
- (v) To study prevalance of extended spectrum beta lactamase production in isolate Sof e. Coli in urinary tract infection (ORIGINAL ARTICLE) Paripex- Indian Journal of Research Volume - 7/ Issue -1/ Jan-2018
- (vi) Axillary node sampling as an indicator of metastatic status of lymph node in axilla in breast carcinoma (original article) INDIAN JOURNAL OF RESEARCH VOLUME ;6,ISSUE 12, DECEMBER 2017

#### **5. Academic Activities :-**

1. Organised CME on " Thoracic surgery update, Patna on 16/12/2019
2. Bed side clinical round every day from 8:30 am to 9:30 am.
3. Weekly Radiology & ICU care discussion on Wednesday .
4. Weekly case discussion and presentation in morning & evening on Thursday for DNB thoracic surgery trainee.
5. Outpatient care on Monday to Saturday each week.
6. Operation and major cases 5 days /week.
7. Ongoing thesis study -prospective study for comparative analysis of changes in spirometry in pre OP , early and late postoperative period following lung surgery for chronic empyema

#### **6. Equipments Procured in the Department**

1. Heart Lung Machine,
2. Anaesthesia Work Station
3. Invasive ICU Monitors with Central Monitoring System
4. Ventilators
5. IABP Machine
6. Electro Cautery Machine
7. Defibrillator
8. ACT Machine
9. ABG Machine
10. Mobile X-Ray
11. Ultra Sound Machine (Portable)

12. External Pacemaker
13. Infusion Pump

**Capital works :-**

1. Establishment of Three Cardiac & Thoracic Operation Theaters
2. Establishment of Two ICU fully Equipped with high end ICU Facilities.

**7. Subspecialty :-**

1. Cardiac Surgery unit - Open & closed Heart
2. Thoracic Surgery
3. Vascular Surgery

**8. TRAINING.**

**DNB Thoracic Surgery**

**14. New Service and Facilities :-**

1. Open Heart Surgery
2. Intensive Care of Units (ICU - A & B)
3. Well Equipped OT (1,2,) (One - Cardiac & Thoracic & Vascular
4. DNB Thoracic Surgery programme

**16. Courses offered :-**

- DNB thoracic surgery programme has started and our first candidate Dr. Ruchi Singh has joined the department since April 2018.
- We have applied for three seat of Mch course
- Planning to start Msc in Perfusion Technology

**17. Photograph of Department :**



**1st Child to undergo surgery through R.B.S.K**





# Department of DENTISTRY



## Our Mission & Vision

Dental health for all through quality care and Establishment of a full-fledged Post Graduate Dental institution by the year 2020.

Name of Faculty/SR/Staff	
Prof. (Dr.) A.K. Sharma	Professor and Head
Dr. Sanjay Kumar	Additional Professor
Dr. Nimmi Singh	Associate Professor
Dr. Navin Mishra	Assistant Professor
Dr. Priyankar Singh	Assistant Professor
Dr. Swati Singh	Senior Resident
Dr. Nivedita	Senior Resident
Dr. Ashish Pranab,	Dental officer
Dr. Md. Jawed Iqbal	Dental Officers

## Clinical Expertise

Following specialities are functional now:-

- Oral Medicine and Radiology is a specialized branch in dentistry that deals with diseases of oral and surrounding structures, oral manifestation of systemic diseases
- Orthodontics and Dentofacial Orthopaedics - deals with correction of irregularities of teeth and disproportionate growth of the jaw in young growing individuals
- Conservative Dentistry and Endodontics - We perform wide variety of high end endodontic surgeries, orthograde management of failed root canal treatment, trauma induced dentoalveolar fractures. & Regenerative endodontics,
- Periodontics - focuses on the inflammatory disease that destroys the gums and othersupporting structures around the teeth
- Oral and Maxillofacial Surgery is a branch of surgery to correct a wide spectrum of diseases, injuries and defects in the head, neck, face, jaws. This is center in Bihar for Aayushman Bharat Youjna.
- Paedodontics - Pedodontics is a speciality that focuses on treatment of infants, children & young adults.
- Prosthodontics- is the dental specialty primarily concerned with the restoration and replacement of lost or damaged teeth.

## Annual progress made in year 2019-2020

Functional SEVEN (7) specialities of dentistry with well-trained doctors.

- Orthodontics and Dentofacial Orthopaedics
- Endodontics and conservative dentistry
- Periodontics
- Oral and maxillofacial surgery
- Prosthodontics
- Paedodontics

## Significant achievements

Department is progressing by leaps and bounds with collaborative effort of each and every faculty and staff members under the leadership of Prof Dr. A.K. Sharma and direction of Honourable Director, Prof. (Dr). N.R Biswas.

## Number of publications made during the year, name of journals.

### Dr. Sanjay

- Sanjay Kumar, A.K Sharma, Ashish Pranab, Dr Jawed Iqbal. The Prevalence of Malocclusion in the patient reported to the

Dental OPD of Tertiary Care Centre, Bihar: A Retrospective Cross-Sectional Study. *International Journal of Science and Research (IJSR)*; 2020, Volume 9(3); 318-320.

2. Sanjay Kumar, Vibha Rani, Ashok Kumar, Harihar dikshit, et al. Efficacy of medical treatment of post-traumatic trigeminal neuralgia (PTTN), a variant of trigeminal neuralgia at tertiary care centre, Bihar: A prospective case-control study, *International journal oral science and research (IOSR-JDMS)*; vol.19(9); 2020:30-39.
3. Sanjay Kumar, Priya gupta. Modified treatment protocol for managing mandibular fracture with Orthodontic bracket and elastics: A rare case report; *journal of Indira Gandhi institutes of medical sciences*; Patna, Bihar; Vol.6 (2); 2020:167-169.
4. Swati Singh, Sanjay Kumar, Amit Kumar et al. Nano-technology: gateway of revolution in dentistry; *international journal of science and research*; vol.9 (9); 2020:1-6.
5. Sonal lahoti, Bipin Kumar, Jawed Iqbal, Nivedita, Devika Singh, Sanjay Kumar et al. Spindle cell lipoma of right face: *International journal of scientific research: a rare case report*; 2019; 8(5); 28-30.

#### **Dr. Nimmi Singh**

1. Singh d et al. Prevalence of HIV in Dental OPD at a tertiary care centre: A Hospital Based Study. *International Journal of scientific research*. Vol-8/Issue-6/June-2019,1-2
2. Dr. Kriti, Dr Nimmi Singh et al. Prevalence of Malocclusion in Bihar Population: A Community Based Research; *International Journal of Medical Sciences and Innovative Research (IJMSIR)*, vol-4 issue-6, November 2019, page-112-114.
3. Dr. Devika, Dr. Nimmi Singh et al, Prevalence of Hepatitis C in patients visiting dental OPD at a tertiary care centre; A hospital based study. *IOSR Journal of Dental and Medical Sciences*, vol18, issue7, ser.1, july 2019, pp 23-26.
4. Dr. Devika Dr. Nimmi et al, Barr Body in Pulp Tissue, A Key Aid in Gender Determination. *International Invention of Scientific Journal*. Vol 3, issue 5, may 2019, page no 558-560.
5. Dr. Nimmi, Devika, et al, Dermatoglyphics pattern as a genetic marker and alteration in serum lipid profile as a screening tool in premalignant lesions and conditions and oral cancer; A review Article. *EAS Journal of Dentistry and Oral Medicine*. Vol1, issue2, mar-apr 2019, pg30-32.
6. Dr. Nimmi, Dr. Devika et al, Prevalence of Hepatitis B in dental OPD at a tertiary care centre; A hospital based study. *International Journal of Current Medical and Pharmaceutical Research*. Vol5, issue6, june 2019, page no 4241-4243.
7. Dr. Nimmi, Devika et al; Establishing correlation between various forms of tobacco and Oral Squamous Cell Carcinoma: A Prospective Study *International Journal of Current Advanced Research* Vol 8, Issue 12(A), pp 20635-20637, December 2019
8. Dr. Nimmi Singh et al. A Study to Evaluate the Efficacy of Platelet Rich Fibrin with Nanocrystalline Beta-Triacalcium Phosphate in the Treatment of Periodontal Infrabony Defects. *Journal of Indian Academy of Oral Medicine and Radiology*; volume 31, issue 4, October to December 2019, pg 311-317.
9. Devika, Dr. Nimmi et al; Prevalence Of Tobacco Associated Lesions In Dental Opd At A Tertiary Care Centre. *International Journal of Current Advanced Research* Vol 9, Issue 01 (C), pp 21006-21007, January 2020
10. Devika, Dr. Nimmi et al, Dermatoglyphic Pattern of Patients Consuming Tobacco, *IOSR Journal of Dental and Medical Sciences (IOSR-JDMS)*. Volume 19, Issue 2 Ser.14 (February. 2020), PP 53-54.
11. Dr. Nimmi Singh, Plight of Factory Workers during the Time of COVID-19 Lockdown: A Review *International Journal of Science and Research (IJSR)* ISSN: 2319-7064. Volume 9 Issue 6, June 2020.
12. Dr. Nimmi Singh et al, Salivary Biomarker: A Noninvasive Diagnostic Markers For Early Detection Of Oral Cancer; A Review, *International Journal of Development Research* Vol. 10, Issue, 06, pp. 36587-36589, June, 2020
13. Dr. Nimmi Singh et al, Analysis Of Maxillary Sinus Diseases By Cone-Beam Tomography; A Retrospective Study, *International Journal of Current Advanced Research* Vol 9, Issue 03(D), pp 21695-21697, March 2020
14. Netra.P, Nimmi Singh, Knowledge And Awareness Among General Mass Regarding Covid19; *International Journal of Scientific Research*; Volume - 9 | Issue - 7 | July - 2020.
15. Dr. Devika Singh, Nimmi et al, Adapting Your Dental Practice For Covid 19 Pandemic; *International Journal of Current Advanced Research* Vol 9, Issue 05(A), pp 22057-22061, May 2020;
16. Nimmi et al; Prevention and early detection of Oral Cancer: A review. *GJRA*, vol- 9, issue- 8 August 2020.
17. Dr. Nimmi Singh et al, Efficacy of Curcumin as Lozenges in Oral Submucous Fibrosis: A Prospective Study; *International Journal of Scientific Research*. August 2020.
18. Dr. Nimmi Singh et al, Prediction of Gender by Analysis of Mental foramen using Panoramic radiograph. *IJSR*. August 2020.

19. Dr. Nimmi Singh et al, Stress among Current and Future Dental Practitioners During Covid 19 Lockdown : A Cross Sectional Study. Indian Journal OF Dental Research. Manuscript submitted.
20. Dr. Nimmi Singh<sup>1</sup> \*, Dr. Devika Singh<sup>2</sup> , Dr. Shishir Kumar<sup>3</sup> , Dr. Priyanka Singh<sup>4</sup> and Dr. A. K. Sharma ASSOCIATION OF GRADE-I AND GRADE-II OSMF WITH VARIOUS FORMS OF TOBACCO HABIT. A STUDY AT TERTIARY HEALTH CARE CENTRE . World journal of pharmaceutical research. Vol 9, issue 10,2020, pg 1263-1270.
21. Singh D, Nimmi et al. Prevalence of Dental Caries In Dental OPD at Tertiary Care Centre: A Retrospective Study. IJMSIR, 2020
22. Book . Dr. Devika Singh and Dr. Nimmi Singh. Book in Lambert; Antioxidant in Oral Health and Diseases
23. Book; HEMATOLOGICAL INVESTIGATIONS IN ORAL DISEASES; Dr, Nimmi Singh

#### **Dr. Navin Mishra**

1. Mishra N. Narang I, Biswas K, Kaushal D, Sharma AK, Singh P. Revitalization Of Immature Open Apex Through Revascularization Utilizing Novel Combination Of Curcumin Impregnated Collagen As Scaffold. A Case Report. 2020, IJCR; Vol. 12, Issue-04: 11031-35.
2. Mishra N. Narang I, Biswas K, Kaushal D, Sharma AK, Singh P. Single Sitting Root Canal Treatment Of Mandibular First Molar With Aberrant Root Canal Morphology: A Case Report. 2020, IJSR; Vol-9, Issue-4.
3. Mishra N. Narang I, Biswas K, Kaushal D, Sharma AK, Singh P. Endodontic Implications And Innovative Preventive Strategies During Novel COVID-19 Pandemic Requiring Emergency Endodontic Treatment. 2020, J Dent Probl Solut 7(2): 059-062.
4. Mishra N. Narang I, Biswas K, Kaushal D, Sharma AK, Singh P. Non-Surgical Endodontic Management of Large Periapical Cyst like Lesion in a Hemophilic Patient. A Case Report. 2020; Austin Dent Sci. 5(1): 1028
5. Mishra N. Narang I, Biswas K, Kaushal D, Sharma AK, Singh P, Singh N. pulp tissue dissolving efficacy of essential oil extract of Ocimum sanctum as intracanal Irrigant/medicament. An ex-vivo study. JCTRES. (In Review)
6. Mishra N, Narang I, Singh Swati, Sharma AK, , Singh N, Singh P. Curcumin Lozenge (Turmnova) A Wonder Supplement In Erosive Lichen Planus. A Pilot Clinical Study. JCD (In review)
7. Mishra N, Sharma AK, Singh N, Singh S, Narang I. To Evaluate And Compare The Efficacy Of Non Steroidal Anti Inflammatory Drug With And Without Serratiopeptidase, And Curcumin With Piperine In Reducing Post Endodontic Pain. A Clinical Study At Tertiary Health Care Center. Sent For Publication European Endodontic Journal (in Review)
8. Mishra N, Narang I, Sharma AK. Salivary Markers In Health And Systemic Disease. A Meta Analysis. JCD (Review)
9. Mishra R, Mishra N, Narang I, Singh P, Sharma AK, Pranab A, . Epidemiological Study On COVID -19 Outbreak In Bihar. The Lancet Journal Of Infectious Disease (Review)

#### **Dr. Priyanka**

1. Dr Devika Singh, Dr Nimmi Singh, Dr Nivedita, Dr Priyanka Singh, , Dr Navin Mishra, Dr A K Sharma, Dr Sonal Lahoti. PREVALENCE OF TOBACCO ASSOCIATED LESIONS IN DENTAL OPD AT A TERTIARY CARE CENTRE. . International Journal of Current Advanced Research 2020: 9(1); 21006-21007.
2. Devika Singh, Nimmi Singh, Nivedita, Priyanka Singh, Navin Mishra, Dr A K Sharma. ESTABLISHING CORRELATION BETWEEN VARIOUS FORMS OF TOBACCO AND ORAL SQUAMOUS CELL CARCINOMA: A PROSPECTIVE STUDY. International Journal of Current Advanced Research 2020: 8(12); 20635-20637
3. Dr Devika Singh, Dr Nimmi Singh, Dr Nivedita, Dr Priyanka Singh, , Dr Navin Mishra, Dr A K Sharma. Dermatoglyphic Pattern of Patients Consuming Tobacco. . Journal of Dental and Medical Sciences 2020: 19(2); 53-54
10. Mishra R, Mishra N, Narang I, Singh P, Sharma AK, Pranab A, . Epidemiological Study On COVID -19 Outbreak In Bihar. The Lancet Journal Of Infectious Disease (Review)
11. Mishra N. Narang I, Biswas K, Kaushal D, Sharma AK, Singh P. Endodontic Implications And Innovative Preventive Strategies During Novel COVID-19 Pandemic Requiring Emergency Endodontic Treatment. 2020, J Dent Probl Solut 7(2): 059-062.
12. Mishra N. Narang I, Biswas K, Kaushal D, Sharma AK, Singh P. Non-Surgical Endodontic Management of Large Periapical Cyst like Lesion in a Hemophilic Patient. A Case Report. 2020; Austin Dent Sci. 5(1): 1028

#### **Dr. Nivedita**

4. Dr Nivedita, Dr Sonal Lahoti, Dr Devika Singh, Dr Priyanka Singh, Dr Nimmi Singh, Dr A K Sharma. DYNAMICS OF TRANSMISSION, DIAGNOSIS, PREVENTION & EMERGENCY CARE DURING COVID IN DENTAL PEDIATRIC PATIENTS. International Journal of Current Advanced Research 2020; 9(6): 22508-22511
5. Dr Nivedita, Dr Sonali Saha, Dr Sonal Lahoti, Dr Priyanka Singh, Dr A K Sharma. TO ASSESS THE PREVALENCE OF DENTAL

CARIES IN 7-9 YEARS OLD SCHOOL CHILDREN IN LUCKNOW POPULATION USING CAST INDEX. International Journal of Current Advanced Research 2020; 9(6):22582-22586.

6. Dr Nivedita, Dr Sonali Saha. To assess the prevalence of severity of malocclusion and orthodontic treatment needs using Dental aesthetic index (DAI) in 7-9 years old school children in Lucknow city. IOSR Journal of Dental and Medical Sciences 2020;19(8); 34-41.
7. Nivedita, Devika Singh, Navin Mishra, AK Sharma, Sanjay Kumar, Sonal Lahoti and Ashish Pranab. Immediate Aesthetic Management of Midline Diastema in Patient with High Frenal Attachment- A Case Report. EC Dental Science 2019 :18(4); 1-4.
8. Devika Singh, Nimmi Singh, Nivedita, Priyankar Singh, Navin Mishra, Dr A K Sharma. ESTABLISHING CORRELATION BETWEEN VARIOUS FORMS OF TOBACCO AND ORAL SQUAMOUS CELL CARCINOMA: A PROSPECTIVE STUDY. International Journal of Current Advanced Research 2020: 8(12);20635-20637

#### **Dr. Swati**

1. Nanotechnology: The Gateway of Revolution in Dentistry. International Journal of Science and Research. 2020;9(9):652-657.
2. To Evaluate and Compare the Efficacy of Non-Steroidal Anti-Inflammatory Drug with and without Serratiopeptidase, and Curcumin with Piperine in Reducing Post Endodontic Pain: A Clinical Study. [ Paper under review]

#### **Dr. Jawed**

1. Parotidomassetric Fascia As a Cover To Prevent Fray's Syndrome Post Parotidectomy; A Novel Technique. International journal of current Advanced Research vol 9, Issue 06(B) pp 22439-22443, June 2020.
2. The Prevalence Of Malocclusion In Patient Reported To dental OPD of Tertiary Care Centre, Bihar: A Retrospective Cross-Sectional Study. International Journal Of Science And Research vol-9, Issue3, March 2020.

#### **Dr. Ashish Pranab**

1. Mishra R, Mishra N, Narang I, Singh P, Sharma AK, Pranab A, . Epidemiological Study On COVID -19 Outbreak In Bihar. The Lancet Journal Of Infectious Disease (Review)

#### **ACADEMIC ACTIVITIES**

1. Conducted Mega CDE programme , on 8th Feb 2020 at IGIMS auditorium

#### **Capital works, new equipment which has been added/ contributing to the development of department and procedures done**

- a. RVG/Endomate
- b. Orthodontics and Dentofacial Orthopaedics  
Removable and fixed appliances
- c. Endo- regenerative RCT
- d. Two fully equipped dental chair with complete set.

#### **SUBSPECIALITY DIVISION**

- e. Oral Medicine and Radiology
- f. Orthodontics and Dentofacial Orthopaedics
- g. Endodontics and conservative dentistry
- h. Periodontics
- i. Oral and maxillofacial surgery
- j. Prosthodontics
- k. Paedodontics

#### **TRAINING**

#### **RESEARCH :**

following projects are under progress

1. Study of effect on periodontal conditions in normal occlusion and in malocclusion of diabetes mellitus patients in dental opd at tertiary care centre, Patna, Bihar: A prospective case-control study. P.I: Dr Sanjay Kumar et al.
2. To study the effect of severe malocclusion, maxillary size and shape, anthropometric norms in diagnosis of obstructive sleep apnea syndrome. P.I: Dr Sanjay Kumar et al

3. To know the types of malocclusion their treatment mechanics and reasons for dropout in tertiary care center of Orthodontic department: P.I: Dr Sanjay Kumar et al.
4. Reasons for transfer of orthodontic treatment at IGIMS, tertiary care center: P/I Dr Sanjay Kumar
5. Proposal of novel diagnostic criteria for PTTN: A prospective observational study at IGIMS, Patna, Bihar. P.I: Dr Sanjay Kumar
6. A Prospective Comparative Evaluation of Lycopene and Turmeric Versus Lycopene Turmeric with Ultrasound Therapy in Cases of Group B & C of Oral Submucous Fibrosis: A Randomized Clinical Trial Principal Investigator Dr. Nimmi Singh.
7. Prevalence of Potentially malignant diseases in patient with tobacco and tobacco related habits in dental OPD at tertiary care centre.  
Principal Investigator Dr. Nimmi Singh,

**Prevalence of Dental caries in Dental OPD at Tertiary Care Centre: A Retrospective Epidemiological Study.** Principal Investigator Dr Devika Singh, Senior, Co-PI - Dr. Nimmi Singh,,

**To evaluate and compare the efficacy of non steroidal anti inflammatory drug with and without serratiopeptidase, and curcumin with piperine in reducing post endodontic pain. A clinical study at tertiary health care center IGIMS, Patna. (Continuing).** PI----Dr. Navin Mishra

8. Comparative evaluation of Efficacy of Ledermix and a Novel combination of Doxycycline mixed with Curcumin paste as a root canal medicament in teeth with acute irreversible pulpitis: A clinical study.  
PI-- Dr. Navin Mishra
9. Curcumin Lozenge (Turmnova) A Wonder Supplement In Erosive Lichen Planus. A Pilot Clinical Study. Mishra N, Narang I, Singh
10. Evaluation of Salivary and Serum Biomarkers (CRP, CK- MB and MMP-9) in Cardiovascular disease Patients having Chronic Apical Periodontitis. A Multicentric Clinical Study PI .Dr Navin Mishra, CO-PI Prof (Dr.) AK Sharma
11. A double blind, randomized, placebo control, comparative, clinical study to evaluate the efficacy of Tranexamic acid mouthwash (Test) VS placebo mouthwash to reduce bleeding in subjects with acquired disorder of hemostasis undergoing dental or oral surgery (tooth extraction) PI Dr Navin Mishra, CO-PI Prof (Dr.) AK Sharma
12. Prevalence of common dental diseases amongst patients reporting to the Dept. of Dentistry IGIMS, Patna: A Tertiary Care Centre" PI .Dr Nivedita,
13. A survey on oral hygiene methods practiced amongst patients reporting to the Dept. of Dentistry IGIMS, Patna: A Tertiary Care Centre" PI .Dr Nivedita,
14. Comparative Evaluation of Periapical Healing with Calcium Hydroxide Mixed with Chlorhexidine Gel and Doxycycline with Curcumin Paste as Intracanal Medicament in Patients Having Large Periapical Pathology: A Pilot Clinical Study. PI Dr Navin Mishra,
15. Comparative Evaluation of Platelet Rich Fibrin (PRF) And Collagen in Healing Kinetics after Transalveolar Extraction of Mandibular Third Molar. A Clinical Study. PI Dr. Jawed. Co PI Dr. Priyankar Singh.

#### SHORT STUDIES

1. Role Of COVID-19 Rapid Antigen Test In The Dental Patients At Tertiary Health Care Center: A Hospital Based Study Dr. Nimmi Singh
2. Evaluation Of Various Dental Pathologies By RVG X-Ray In Dental Opd At Tertiary Care Centre. A Hospital Based Study. Dr. Nimmi Singh
3. A Comparative study to Evaluate the efficacy of therapeutics with Ultrasoundtherapy in Oral Submucous Fibrosis : A Randomized clinical trial. Dr. Nimmi Singh
16. Services Rendered
17. New services and facilities
18. Educational activities
19. Courses offered  
Two PhD. Seats were allotted.  
Our Project of Dentistry Dept To Expand &

#### DEPARTMENT ACHIEVEMENTS

The department has seen a tremendous rise in the number of patients

Department	Number of cases
Oral medicine & radiology(old)	7044 (new) 5005
Precancer & cancer detection	124
x-ray	625
Biopsy	28
Endodontic & Restoration	976
Orthodontic speciality	42
Oral & Maxillofacial surgery Surgical work	84
Extraction	396
Prosthodontic work	257
Perodontal work	258
Ward consultation	43

Proposal sent for Post Graduate Institute Of Dental Education and Research ( PGIDR) Start PGIDER is in pipeline. It will soon be started and will also be the 1st Postgraduate Teaching Centre in Bihar to provide DENTAL patients with all advanced equipments & facilities needed for treatment of patients.

#### **Nodal center of Bihar under RBSK.**

Started cleft lip and cleft palate surgical center at IGIMS under government scheme of RBSK (Rashtriya Bal Swasthya Karyakram) and due to reporting and free surgeries of many patients till now, the cleft center has been made a nodal center of Bihar under RBSK.

#### **FACULTY ACHIEVEMENTS**

##### **Dr. Sanjay Kumar**

- Attended National Orthodontics conference named Orthobyte-2020 (virtual).
- International webinar series organized by Indian orthodontic society, India; smile aesthetics, clinical applications; by Dr Johnson Chung of Taiwan (virtual).
- International webinar series organized by Indian Orthodontic society, India, topic; "surgery first approach" by Dr. Mithran Goonewardene of Australia.
- Organized by Center dental education and research, AIIMS, New Delhi, "biostatistics in dental fields", by chief of CDER, Ritu Duggal et al (virtual).
- Orthodontic weeks in the department in the month of October-2020.
- Reviewer in journal of IGIMS, Patna
- Successfully organised conference of endodontic as Co- chairman.
- Secretary of Departmental research committee.

##### **Dr. Nimmi Singh**

- Presently holding the post of Hon Secretary Indian Dental Association Patna branch 2019
- Elected as Executive Member of Indian Academy of Oral Medicine and Radiology 2019 .
- Conducted CDE programme , as organising secretary , on 21st century Endodontic conclave 8th Feb 2020 at IGIMS auditorium.
- Invited as Guest lecture and Delivered lectures on CBCT; A in modern dentistry by World dental conference virtual 2020.
- Presented and Awarded "Best paper award" at XXXI IAOMR national conference at Amritsar. on Oral Cancerophobia; A most prevalent psychosomatic disorder encountered in dental opd at tertiary care centre.
- Hosted National IAOMR webinar series 2020
- Hosted webinar series 2020 in department of dentistry
- Participation and contribution on the online session "Oral Cancer - Choosing wisely and doing rightly", conducted by Head and Neck Oncological services on 17th December 2020'.
- Attended lecture on "Oral Medicine and Private Dental Practice"; Exploring Vistas
- Participated in 'The Amropin Faculty Development Programme an International Professional Enhancement Series.; PG

Teaching2020

k. Attended Peer Review Workshop.2020.

#### Dr. Navin Mishra

- a. Dr. Navin Mishra was called as an endodontic expert at DD national, television New Delhi on topic of Dental traumatology January 2019.
- b. CDE Programme on 21 st century endodontic conclave as a speaker organized by dept of Dentistry.
- c. Became an editorial board member of E C Dental Science an International indexed journal.
- d. Conducted various webinar on Antibiotics in endodontics and covid 19 implication in endodontics.
- e. Attended Head and Neck cancer surgery colloquium by Buddha Cancer Centre2019

#### Dr. Priyankar Singh

1. Started cleft lip and cleft palate surgical center at IGIMS under government scheme ofRBSK(Rashtriya Bal Swasthya Karyakram) and due to reporting and free surgeries ofmany patients till now, the cleft center has been made a nodal center of Bihar underRBSK.
2. Distributed 1000 N 95 masks in covid times to needy patients with help ofinternational cleft lip cleft palate organisation operation smile.
3. Distributed 500 masks, gloves,sanitizers to needy patients of IGIMS with help of SBIBANK of vishwesarraya bhavan branch patna.
4. Attended national cleft conference at durgapur west bengal as a guest speaker and acredentialed surgeon for their surgical workshop.
5. Presented webinar on critical elements of cleft care from IGIMS.

#### Photograph of Department



# Department of ENDOCRINOLOGY



**Our Mission :** To achieve excellence in Pediatric & Adult Endocrinology and Diabetes

FACULTY		
1.	Dr. Ved Prakash,	Associate professor, Head of department
2.	Dr. Anand Kumar	Assistant professor
3.	Dr. Amarkant Amar	Senior Resident
4.	Dr. Sanant Kumar	Junior Resident

### Clinical Expertise :

Comprehensive management of patients with diabetes mellitus ,thyroid and other endocrine disorders

### Annual progress made in year 2019-2020 :

Addition of new faculty (Assistant Professor) SR, and new JR adds a new dimension to the department. Our department is now more efficiently able to deal with heavy rush of patients at OPD

Significant achievement made with regard to new procedure which can add to the name of IGIMS with summary of methods adopted.

- More than 10000 patient seen at OPD (In covid-19 Pandemic)
- Diagnosis and management of special endocrine cases like cushing syndrome klinefelter syndrome, kallman syndrome , turner syndrome, precocious puberty, short stature due to growth hormone deficiency, pheochromocytoma osteoporosis , ambiguous genitalia

No. of publication - Nil

### Academic activities

Teaching to MBBS students, Post- graduate students and Case presentation in inter departmental meeting

Capital works, new equipment - Nil

Subspecialty division -Diabetic foot ulcer clinic

### Training

- Training of junior resident and senior resident posted in our department
- Training to nurses in respect of insulin injection technique and management of hypoglycaemia

### Research

- Triple drug fixed dose combination of Glimiperide, Metformin, Voglibose in management of Type 2 Diabetes Mellitus.
- A prospective, Multi- center, phase IV study to assess the safety, efficacy and immunogenicity of BIOINSULIN 30:70 ( Insulin Injection, Biphasic Isophane 100 lu/ml of M.J. Biopharm Private Limited) in Treatment of Patients Diagnosed with Ty2 Diabetes Mellitus.

### Service rendered

- Comprehensive patient care Counselling & education of patients in regard to disease
- Training about use of glucometer, insulin injection
- Technique, use of insulin pen in visually impaired

### New Services and Facilities

Screening of diabetic neuropathy & retinopathy at OPD

Planning to start a separate Endocrine Clinic.

### Educational activities



Case Presentation & Discussion, Seminar & Journal club

Courses offered - Nil

Department achievement- Effective treatments of a large number of patient so that patients from far flung areas reach to IGIMS for treatment of rare hormonal disorders.

**Faculty achievement**

Participated as faculty and delegate in various state and national level virtual Endocrine conferences

**Photograph of department**



# Department of OTORHINOLARYNGOLOGY (ENT)

**Our Mission:** To provide world-class treatment to the poorest people of the state.

FACULTY	
Dr. Rakesh Kumar Singh	Professor and Head of the Department
Dr. Sarita Kumari Mishra	Additional Professor
Dr. Richi Sinha	Assistant Professor
Dr. Amit Kumar Sharma	Assistant Professor
Dr. Mahesh Kumar	Assistant Professor
SENIOR RESIDENT	
Dr. Anshuman Roy	Senior Resident
Dr. Alekh	Senior Resident
Dr. Amit Kumar	Senior Resident
JUNIOR RESIDENT	
Dr. Jyoti	Junior Resident
Dr. Priyanka	Junior Resident
Dr. Shruti Jha	Junior Resident
Dr. Prateek Kumar	Junior Resident
Dr. Piyush Prakash	Junior Resident
TECHNICAL STAFF:	
Mr. Yogesh Kumar Singh	Audiologist
Mrs. Deepshikha	Speech Therapist
Mr. Devendra Prasad	Speech Therapist
Mr. Ankit Mishra	Audiologist- outsource

## Clinical Expertise:

The Department of ENT was established on 27th May 2011 in Indira Gandhi Institute of Medical Sciences. In this short time span it has grown tremendously that the referred patients not only come from other institutes of the state but also from neighboring states and countries. Its care extends to the full range of hearing, balance, reconstructive, skull-base, sinus, head and neck tumour, airway, speech, voice and swallowing disorders.

## Annual Progress made in the year 2019-2020 :-

Out-patient statistics	2019	2020
	57290	53792
In-patient statistics	2019	2020
	1099	1320

No. of surgical procedures done	2019	2020
	1078	1149
Audiometry	2019	2020
	1283	1394
Speech Therapy	2019	2020
	1283	1394

#### Significant achievement with regards to new procedure:

The landmark development in Department of ENT has been the starting of the Cochlear Implant Program in alliance with AIIMS, New Delhi with great financial support from Government of Bihar. This year we completed 100 successful implants under this program with the implanted devices working well and post implant AVT in progress with promising results.

We also did some landmark surgeries that were done first time in Bihar like Trans-nasal Trans-sphenoidal pituitary adenoma excision, Trans-labyrinthine acoustic neuroma excision, Endoscopic CSF leak repair of Skull base etc.

#### Publications:

##### Various publications have been made in reputed journals this year-

1. Sharma V, Singh R K, Evaluation of different factors, diagnosis and findings of tracheobronchial foreign bodies in cases from Bihar region. International journal of medical and health research.vol.5, issue - 11,2019, Pg 298-302.
2. Sharma V, Singh R K. , Evaluation of fibro-osseous lesion of para nasal sinuses. International journal of medical and health research.vol.6, issue - 1,2020, Pg 208-212.
3. Sharma V, Singh R K. Study of trans nasal endoscopic repair of cerebrospinal fluid rhinorrhea, International journal of medical and health research.vol.5, issue - 12,2019, Pg 221-226.
4. Sharma V, Singh R K., Clinical assessment of patients suffering from allergic rhinitis.International journal of medical and health research.vol.5, issue 3,2019, Pg 137-140.
5. Mishra S K, Singh RK, Sinha R. is there a true need of social and educational reforms : A tale of monstrous parotid tumour, Bihar and Jharkhand Journal Of Otolaryngology, vol 40, 1 Nov.2020

#### Academic activities

The department has pivotal role in the teaching activities of the institute. This includes undergraduate structural training of 70 hours and clinical classes including tutorial of 140 hours. There is a separate academic zone with adequate seating capacity and facilities for case demonstration and presentations with a library containing various ENT reference books.

In 2019 we received permission from MCI to start postgraduate training at 3 seats for the MS degree in Otorhinolaryngology. This year we received the second batch of post graduate students in the Department.

We organized the 2nd temporal bone dissection workshop on 28,29 September 2019 for training of post graduates in the nuances of ontological surgeries. More than 20 Post graduate students from various medical colleges of Bihar and Jharkhand participated in this workshop.

#### New equipment added contributing to the development of department and procedure done: -

Our department has added Electromagnetic and Optical Surgical Navigation System and EMG Nerve Stimulator. These types of facilities are not available in any of the government hospitals in Bihar. We also have a completely equipped and functional temporal bone dissection lab for basic as well as advanced neuro-otologic procedures.

In the year 2019 we expanded our indoor facilities with inclusion of a new ward with 51 beds including separate isolation room, private rooms, separate rooms for cochlear implant patients and seminar room for postgraduate teaching. This year We acquired 2 modular operation theaters constructed exclusively for Department of ENT

#### Subspecialty division:

- Otology, neurotology and skull base surgery
- Laryngology
- Rhinology

- Sleep apnea
- Head and neck pain management

#### **Training:**

A fully equipped temporal bone lab established for the training of post graduates in the field of otology.

#### **Clinical Research:**

It has been the core component of the department like any other field. Various research projects are under progress which will contribute important knowledge to the ENT care on a global scale. These include

- Search of Potential Molecular Biomarkers For Diagnosis Of Early Obstructive Sleep Apnea (OSA) In The Diverse Clinical Populations Of Bihar.
- Evaluation of The Impact Of Inflammatory Cells in The Disease Severity and Prognosis in Cases Of Sino-nasal Polyposis.
- Evaluation of Round Window Configuration With Respect To Electrode Insertion, Neural Response Telemetry And Impedance In Cochlear Implant In Children.

#### **Services rendered:**

The department provides patient care extending to full range hearing, balance, reconstructive, skull-based, sinus, head and neck tumour, airway, speech, voice and swallowing disorders as well as Head and Neck Surgery with advanced technology and latest diagnostic and operating equipment installed in the department OPD and OT which includes highest standard workstations, microscopes, endoscopic units, etc.

It has its own fully functional Audiology and Speech Therapy unit equipped with all the advanced diagnostic machines including BERA, ASSR, Impedance Audiometer, Pure tone Audiometer, Free field Audiometry. Recently our Head of the department has undertaken a course in Otology, Skull base and Auditory implants dissection such as Cochlear Implant, Bone Anchored Hearing Aid, FMT, and various Malleus, Incus, Stapes implants at PitieSalpetriere Hospital, Paris. We are now performing middle ear and mastoid surgeries using innovative new techniques with very good outcome.

We perform sleep apnoea surgery using latest equipment such as radiofrequency providing early and painless recovery with long term benefits.

In our department we also perform a lot of skull base surgeries and efficiently deal with all the complicated cases frequently being referred from all over Bihar and neighboring states. These skull base and orbital surgeries are being successfully done using transnasal endoscopic approach, thereby promoting early recovery and reducing morbidity. It is the first ENT department of the state to successfully include Head and Neck Surgery and noteworthy about this is that most of the head and neck cancer cases of the Regional Cancer Centre of IGIMS are operated in the Department of ENT. Thus, the department as well as the institute is gratified to have played a pivotal role in relieving the burden of head and neck cancer of the state.

We have also done angiofibroma surgeries by modern methods and Laryngo-tracheal surgeries including stenting and resection anastomosis for stenosis and endolaryngeal resection of huge tumors using advanced equipment like Coblator.

Keeping all this in view, our department has recently been declared the Nodal Centre of ENT in the state.

#### **New services and facilities**

- Cochlear implantation and rehabilitation.
- Rhinoplasty
- Transnasal endoscopic skull base and brain surgery
- Endoscopic orbital surgery
- neurotologic and lateral skull base surgery

#### **Educational activities:**

- Clinical Classes & Tutorials.
- Case Presentations
- Seminars
- Journal Clubs
- Temporal Bone Dissection workshop yearly.

**Courses offered:**

MS (Otorhinolaryngology) -3 seats.

**Department Achievements:**

- Temporal Bone Dissection Workshop organized by the Department of ENT held in Indira Gandhi Institute of Medical Sciences, Patna from 28-29 September 2019
- Acquisition fully equipped and functional new indoor ward with 52 beds.
- Addition of 2 modular operation theaters exclusively for Department of ENT

Photograph of department/ New instruments:

# Department of FORENSIC MEDICINE & TOXICOLOGY

## Our Mission

- To provide upgraded scientific information regarding the subject.
- Learning oriented teaching.
- To establish Gallery type Mortuary room with well equipped relay to Demonstration room for students.

FACULTY		DESIGNATION
1.	Prof. (Dr.) Aman Kumar	Professor & HOD
2.	Dr. Sanjeev Kumar	Associate Professor
3.	Dr. Mukesh Prasad	Assistant Professor
4.	Dr. Saroj Kumar Ranjan	Tutor
5.	Dr. Babita Kumari	Medical Officer
6.	Dr. Rajat Kumar	Medical Officer
7.	Dr. Sidharth Ramanujam	JR (Academic)
8.	Dr. Ritesh Kumar Singh	JR (Academic)
9.	Dr. Sanjeev Ranjan Desai	JR (Academic)
STAFF		
1.	Naveen Sah	Office Assistant
2.	Amrita Singh	Record Keeper
3.	Reetu Kumari	Computer Operator.
4.	Dablu Kumar	Lab Technician
5.	Om Parkash Kumar	Lab Technician
6.	Ashok Kumar	Mortuary Operator.
7.	Frankey Cerobin	Mortuary Operator.
8.	Pintu Kumar	Lab Attendant
9.	Radha Krishana Singh	Lab Attendant
10.	Ajit Kumar	Mortuary Attendant
11.	Dharamvir Ram	Mortuary Attendant
12.	Ravi Kumar	Mortuary Attendant
13.	Nagendra Paswan	Sanitary Attendant
14.	Sunil Kumar	Sanitary Attendant

## CLINICAL EXPERTISE

- a. Dealing with all types of Medico legal cases
- b. Autopsy Examination
- c. Examination of sexual offence cases
- d. Age estimation.

## Annual Progress made in year 2019-2020

1. Recognition granted for MD (FMT) course.
2. Age determination in department of FMT.

3. Permission to PG students of FMT IGIMS, Patna to study the bundle of bone examination procedure at PMCH, Patna by concern authority.
4. Request to Increase in PG seats in the department.
5. Establishment of UG laboratory room.
6. Establishment of PG Research room.

**Number of publications made during the current year with year names of the journal in Vancouver's style :**

- Ramanujam S, Kumar A, Kumar S, Singh S. Assessment of Age in Adolescents by Radiological Examination of Pelvis & Hip Joint at IGIMS, Sheikhpura, Patna, Bihar. Indian Journal of Applied Research. 2020; 5(10): 38-9.
- Pallavi, Singh P, Kumar A, Sinha RR, Kumar B, Kumar A. Morphometric Analysis of Hard Palate & its clinical Significance. International Journal of Medical Research Professionals. 2020; 6(3): 155-8.
- Chandan CB, Akhtar MJ, Kumar A, Sinha RR, Kumar B, Kumar A. Morphological Study of Accessory Foramina in Dry Mandible and its Clinical Significance. International Journal of Medical Research Professionals. 2020; 6(2): 90-3.
- Kumari P, Kumar A, Prasad M, Kumar S. Correlation between Finger Print, and Blood Group amongst Gender-A Prospective Study. Annals of International Medical and Dental Research. 2019;5(5):1.
- Kumari P, Kumar A, Prasad M, Kumar S. IOA Index-The Predictor of Gender Dimorphism. Annals of International Medical and Dental Research. 2019;5(5):4.
- Ranjan SK, Kumari P, Kumar A. Observational Study of Assess Relation Of Cooling of Dead Body With Seasonal Variation in Bihar State. European Journal of Pharmaceutical and Medical Research. 2019;6(11):266-9.
- Ranjan SK, Kumari P, Kumar A. Observational Study to Estimate Time since Death on the Basis of Post-Mortem Staining, Rigor Mortis, Ocular and Putrefaction Changes in Dead Body. International Journal of Health Sciences and Research. 2019;9(10):100-4.
- Ranjan SK, Kumari P, Kumar A, Kumar S, Ramanujam S. An Observation of Cooling of Dead Body for Estimation of Time Since Death in IGIMS, Patna, Bihar. Int J Med Res Prof. 2019; 5(3):54-57.
- Prasad M, Kumar A, Prasad A, Kumar S, Goel N. Injury Pattern Among Fatal Road Traffic Accident cases at Indira Gandhi Institute of Medical Sciences Mortuary. Journal of Medical Science and Clinical Research. 2019; 7(1): 712-5.
- Kumar S, Kumar A, Goel N, Ranjan SK, Prasad M, Kumari P. Status of Coronary Atherosclerosis in population of Patna, Bihar: An Autopsy Based Study. Journal of Medical Science and Clinical Research. 2019; 7(1): 706-11.
- Kumar A, Goel N, Prasad M, Kumar S, Kumari P. Assessment of lip print patterns among the people of Bihar. Journal of Medical Science and Clinical Research. 2019; 7(1): 372-5.
- Kumar G, Prasad R, Roy P, Kumar V, Saha S, Kala S, Kumar A. An epidemiological study of different aspects of child maltreatment in Siliguri Police Commissionerate. Indian Journal of Forensic Medicine and Toxicology. 2019; 13(1): 106-10.
- Prasad M, Kumar A, Kumar S, Ranjan SK, Goel N, Singh AK. Study of Medicolegal Aspects of Unknown Cases in P.M.C.H., Patna. International Journal of Medical Research Professionals. 2019; 5(1): 39-42.
- Ranjan S.k, Kumari P, Kumar A, Kumar S, Ramanujam S., ;An Observation of cooling of Dead Body for Estimation of Time since Death in IGIMS, Patna, Bihar. International Journal of Medical Research Professionals. 2019;5(3)54-57.
- Ranjan SK, Kumari P, Kumar A et al. Observational study to estimate time since death on the basis of post-mortem staining, rigor mortis, ocular and putrefaction changes in dead body. Int J Health Sci Res. 2019;9(10):100-104.

**Paper accepted for publications:**

- Ramanujam S, Kumar A, Kumar S, Singh S, et Al. Assessment of age in adolescents by Radiological examination of pelvis & hip joint at IGIMS, Sheikhpura, Patna, Bihar. Journal of Medical Science and Clinical Research

**Academic activities :**

1. Lecture class, Practical, Post-mortem demonstration, Practical of Courtroom procedure, seminar, quiz, Case presentation, Journal club, Extra classes for weak students
2. Capital works, new equipment which has been added/contributing to the development of department and procedures done- Post-mortem examination, Histopathological examination of tissues.
3. Subspecialty/Division - NA
4. Training - Course started PhD (FMT) & B. Sc Forensic Science, Courtroom procedure demonstrated to the students. The procedure is practiced by the students themselves.
5. Permission to PG students of FMT, IGIMS, Patna to study the examination procedure of sexually assaulted victims and

accused at Gardanibagh Hospital from CMO Patna.

6. Age determination.
7. Permission to PG students of FMT IGIMS, Patna to study the of bone examination procedure at PMCH, Patna by concern authority.

#### Research- Ongoing research projects by faculty, Teachers, Students:

1. An Autopsy based study of chest injuries in fatal road traffic accidents conducted at IGIMS, Patna, Bihar - By Dr. Nikhil Goel, Guide - Dr. Aman Kumar, Co- Guide- Dr. Sanjeev Kumar.
2. A post-mortem based study on pattern of head injury in fatal road traffic accident conducted at I.G.I.M.S, Patna, Bihar - By Sidharth Ramanujam. Guide - Dr. Aman Kumar, Co- Guide- Dr. Sanjeev Kumar.
3. Correlation between stature and finger length at IGIMS, Patna, Bihar-By Dr. Ritesh Kumar Singh. Guide - Dr. Aman Kumar, Co-Guide- Dr. Sanjeev Kumar.

#### Services Rendered

- Post-Mortem examination.
- Preservation of dead bodies in mortuary coolers.
- Facility for Night post-mortem when ordered by DM.
- Anthropometric examination.
- Examination of sexual offences cases.

#### New services and facilities :

1. Histopathological facilities at the postgraduate research lab

**Educational activities** - UG , PG, PhD (FMT) & B. Sc Forensic Science teaching with their practical and demonstration classes, Journal club, seminar, case presentation by teachers & students.

1. Courses offered - M.B.B.S., M.D., PhD (FMT) & B. Sc Forensic Science.
2. Department achievements -

#### 2nd Prize in Health exhibitions 2019 IGIMS, Patna.

- Conference attended:-
- Dr. Sidharth Ramanujam has attended seminar passed, BLS and ACLS Program 2020 by International Academy of Emergency Medicine conducted at IGIMS, Patna.
- Dr. Ritesh Kumar Singh has attended nationalconference Forensic Medicon 2020 at Hyderabad.

#### Paper Presented at Conference:-

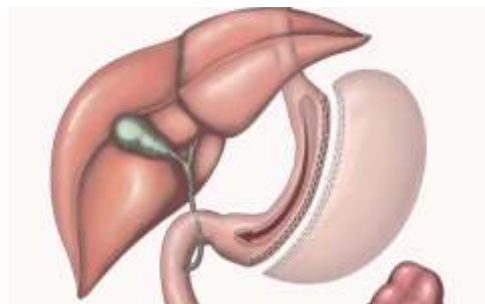
Dr. Ritesh Kumar Singh has presented a paper pattern of external findings in deaths owing to hanging- an autopsy based study 2020 at IGIMS, Patna.







# Department of SURGICAL GASTROENTEROLOGY & LIVER TRANSPLANT



## Mission:

- To conduct regular Liver transplant program.
- To give latest Surgical Gastroenterology facility in Bihar.
- To provide latest advance Laparoscopy services/ Bariatric Surgery at our department.

Name of Faculty/Senior Resident/Staff :		
1.	Dr. Manish Mandal	Professor & Head
2.	Dr. Sanjay Kumar	Associate Professor
3.	Dr. Saket Kumar	Associate Professor
4.	Dr. Amarjit Kumar Raj	Assistant Professor
5.	Dr. Rakesh Kumar Singh	Assistant Professor
6.	Dr. Sujit Kumar Bharti	Senior Resident (Non Academic)
7.	Dr. Manish Kumar	Senior Resident (Non Academic)
8.	Dr. Ausaf Ahmad	Senior Resident (Non Academic)
9.	Dr. Manish Shah	Senior Resident (Non Academic)
10.	Dr. Tushar Singh	Senior Resident (Non Academic)
11.	Dr. Om Prakash Bharti	Senior Resident (Non Academic)
12.	Dr. Saurabh Singla	Senior Resident (Acad.), M.Ch, 2nd Year
13.	Dr. Nishant Kurian	Senior Resident (Acad.), M.Ch, 2nd Year
14.	Dr. Venkata Rao	Senior Resident (Acad.), M.Ch, 2nd year
15.	Dr. Lajpat Agarwal	Senior Resident (Acad.), M.Ch, 1st Year
16.	Dr. A.G. Harishankar	Senior Resident (Acad.), M.Ch, 1st Year
17.	Dr. Tushar Saini	Senior Resident (Acad.), M.Ch, 1st Year
18.	Sweta Sinha	Office Assistant cum EC Co-ordinator
19.	Nitu Raj	Office Assistant
20.	Sumit Kumar	Office Attendant
21.	Rakesh Kumar	Hospital Attendant
22.	Ranveer Kumar	Data Entry Operator

## 1. Clinical Expertise :

Consolidated list of operative procedures done from Jan'2020 to till Dec. 2020

Procedure:

Month	SSP I	SSP II	Major I	Major II	Diagnostic Laparoscopic	Laparoscopic omy	Minor I	Minor II	Minor III	Total
January	12	22	9	5	60	4	0	5	15	132
Feb.	11	15	6	6	67	2	0	4	16	127
March	11	14	4	3	39	2	1	5	9	88
April	0	1	3	1	0	0	0	0	0	5
May	1	3	0	0	0	0	0	0	0	4
June	8	14	10	5	0	2	1	3	0	43
July	8	5	7	2	0	0	0	0	0	22
Aug.	14	5	3	0	0	0	0	2	0	24
Sept.	10	9	19	2	0	1	0	5	0	46
Oct.	18	6	10	4	19 (Oper.)	1	2	0	0	60
Nov.	9	9	10	1	19(Lap.)+ Adv. Lap (5)	1	1	2	8	65
Dec.	22	13	6	0	42	1	0	5	5	94

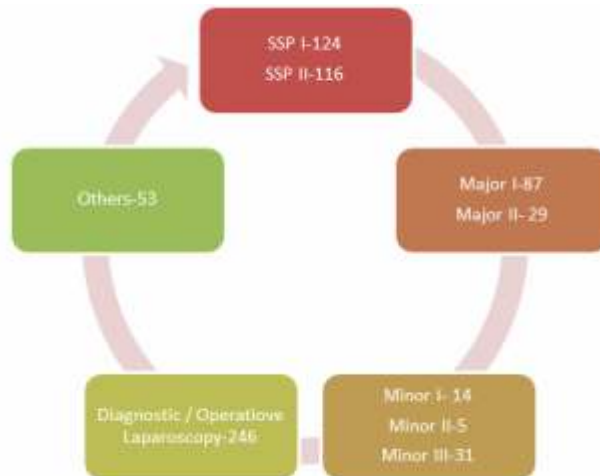
- Special procedure like Whipple's operation, Extended Cholecystectomy, Abdomino- perineal resection, Anterior Resection, Laparoscopic Anterior Resection, Laparoscopic Colorectal Surgery, Laparoscopic Hernia Repair are done apart from all routine G.I.Surgical procedures.
  - Advance Laparoscopic Surgery
  - In Bihar IGIMS is the first Government Institute where Bariatric Surgery started in the Department of Surgical Gastroenterology.
5. Annual Progress made in Dept. Of Surgical Gastroenterology
- a. Liver Transplant started
  - b. Laparoscopic Bariatric Surgery started in our Department
  - c. Intersphinctric resection for rectal cancer performed
  - d. Laparoscopic choledochal cyst excision >20
  - e. Lap fundoplication & many more

## STATISTICS OF SURGICAL GASTROENTEROLOGY CLINICAL WORK (Financial Year April 2019 to March 2020):-

PATIENT CARE :	2019- 20 (April to March)
New Registration	5231
Old Registration	13096
Emergency Registration	31
Total	18358

NUMBER OF ADMISSION		2019- 20 (April to March)
General Ward		1362
Private Ward		228
Emergency Ward		26
LTU/Surg. ICU		50/121
Total Patient Admitted		1616

**TYPES OF OPERATIONS in Main OT/Emergency OT:-**



**6. Achievement made**

- a. Bariatric Surgery Started



## Advanced Bariatric Surgery

### TYPES OF BARIATRIC SURGERY



#### Required Agenda:-

- a. Requirement of three (3) transplants O.T.
- b. Laparoscopic Set (4k vision with all hand instruments)
- c. Need Robotic Surgery Unit.
- d. Department is establishing separate Liver Transplant Modular OT.

#### 7. Number of Publications made during the current year:

- Chandra A, Ranjan P, Dangi A, Kumar S et al: Natural orifice Transanal endoscopic rectopexy: A novel option for rectal prolapse. Disease of colon & Rectum. 2020 63 (10) : e 523-e 528
- Kumar S, et al. Gastric lipoma: A rare cause of massive hematemesis. (Accepted for publication in annals journals & Bulletin Journal, Royal College of surgeons of England.)
- Kumar S, Chidipoto VR, Singla S, Ahmad A: Laparoscopic management of caecallipoma presenting with ileocaecal intussusception - (Accepted for publication in Turkish Journal of Colo-rectal diseases)
- Kumar S, Chandra A: Giant stentolith : A rare complication of long - dwelling biliary endoprosthesis. Arab Journal of Gastroenterology.(Online first) 8th April'2020.
- Kumar S, Noushit M, Singh S k, Chandra A- Complex Obstetric perineal injury reconstruction using antropyloric valve transposition - Annals of Coloproctology 2020: 36 (1) : 58-61
- Singh N, Nagraj AS, Singh R, Kumar S: Comparison of hemodynamic responses to endotracheal intubation with intubating LMA & DI in adults : a randomized, prospective study. JIGIMS,2020;6 (2): 155-159.

#### 8. Department Teaching Program:-

Days	Clinical Programme
Monday	Case discussion at 03:30 PM in Gastro ward
Tuesday	Common Academic programme at 03:00 PM in Auditorium complex
Wednesday	Journal club at 03:00 to 04:00 PM in the Dept. of G. I. Surgery, Seminar hall on 1st& 3rd Wednesday, monthly audit 2nd Wednesday, Gastro Patho meet on last (4th Wednesday)
Thursday	Gastro Radio club at 03:00 PM in HOD chamber , Dept. of G.I.surgery
Friday	Common Academic programme 03:00 PM in 2nd floor, Main Auditorium Complex
Saturday	Departmental class from 8:30 to 09:30 AM 9:30 onwards special case discussion in the Dept. of Surgical Gastroenterology.

#### 9. Capital works , new equipment added and procedures done in the annual year :

- Lap Hand Instruments & accessories
- Surgical Smoke evacuator
- VAAFT machine for Fistula in ANO Surgery (Fistuloscope)
- Harmonic Scalpel hand probe & Cable
- Megadyne
- ETO Machine

- Electro cautery Unit

**10. Subspecialty Division:**

- Liver transplant clinic
- Obesity clinic

**11. Training**

- Training in Basic & Advance Laparoscopic Surgery.
- Ph.D. Course started
- M.Ch Course Started

**12. Research:-**

- On-going project on Carcinoma Gall Bladder & Carcinoma Colon
- Patterns of care and survival Studies (POCSS) on Gallbladder Cancer (GBC) in Hospital Based Cancer Registries under ICMR-National Cancer Registry Programme (NCRP)."
- Incidental Gall Bladder Cancer & Other Premalignant Gall Bladder condition in India towards early detection of Gall Bladder Cancer.

**13. Services Rendered:**

- All Surgical Gastroenterology speciality Surgery
- Advance Laparoscopic Surgery
- Bariatric Surgery

**14. New services & facilities**

- Recipient workup for Liver transplant of chronic Liver Disease patient
- Liver Transplantation.
- Procurement of Surgical Robot to do Robotic Surgery.
- Bariatric Surgery

**15. Educational Activities**

S.No.	Name of the Clinic	Days on which held	Timings	Average No. of cases attended	Name of Clinic In-charge
1	Liver Clinic	Monday	2:30 PM	3-4/week	Dr. Rakesh Kumar
2	Pancreas clinic	Wednesday	2:30 PM	4-6/week	Dr.Saket Kumar
3	Oncology Clinic	Thursday	9:30 AM	10/week	Dr. Sanjay Kumar
4	Stoma Care Clinic	Saturday	2:30 PM	15/month	Dr.Amarjit Kr. Raj
5	Combined Clinic(any other)	Monday	9:00AM	All indoor in GE/GIS ward	Dr. Manish Mandal
6	Others/Liver Transplant Clinic	Saturday	10-12	03	

**Speciality Clinic:**

- Joint Radiological Clinic - Dept. of GIS/GE/ Radiology - Thursday 3:00PM
- Joint Gastro Patho meet - Dept. of GIS/ Pathology - 3rdWednesday of every month 3:00 to 4:00 PM in the Dept. of Pathology

**16. Courses Offered:**

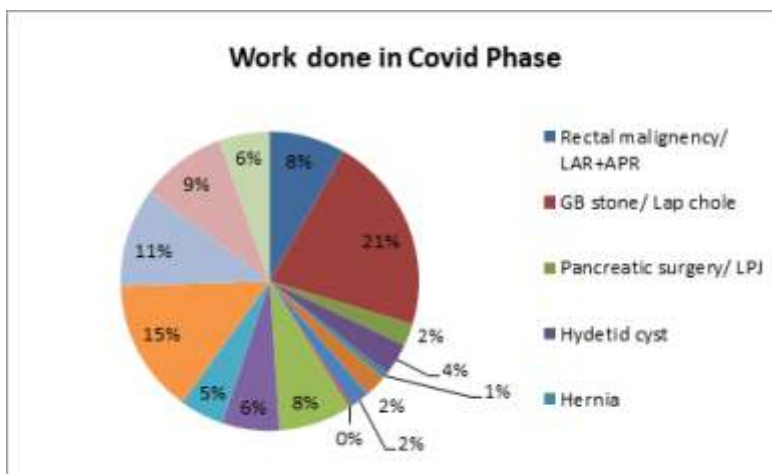


### 17. Department Achievements

- Surgery of Rapunjal Syndrome
- Laparoscopic Bariatric Surgery
- Work done in COVID Phase

#### COVID PHASE

Rectal malignency/ LAR+APR	24
GB stone/ Lap chole	62
Pancreatic surgery/ LPJ	7
Hydetid cyst	10
Hernia	2
CBD stone	7
Retroperitoneal tumer	6
Ecophegas	1
Ca stomech	23
Jejuneum + Ilium	18
Large bowel	14
CAGB	42
BBS + CDC	31
Perianpullary mass/ whipple's procedure	27
other	16
<b>Total</b>	<b>290</b>



### 18. Faculty Achievement:-

- Faculty participated in National Level Academic program through Webinar.
- Webinar on Research Methodology on 15TH or 22ND October 2020 (further sessions- inNovember to December).
- Dr. Manish Mandal receive corona warrior award from IMA, Bihar which was handed ovrto him by Health Minister of Bihar
- Dr. Manish Mandal receive Green Bihar Clean Bihar award on behalf of IGIMs fromCommissioner Patna Municipal Corporation.
- Dr. Manish Mandal receive outstanding faculty award from Bihar Industries Association for his dedicated work from Dept. of Surgical Gastroenterology & Liver Transplant.
- Dr. Manish Mandal receive best doctor award from alumnae of St. Michael's High Schooland attended Stay tuned Webinar on 17th December'2020.
- Fellowship course of Fellow of Indian Association of Gastroendo Surgeon (FIAGES)
- Attended Convocation course of IAGES 2020, Guwahati from 7th to 9th February'2020 by Dr.Sanjay kumar, Dr. Amarjit Kr. Raj &

Dr. Rakesh Kr. Singh.

- Tips & Trick of Laparoscopic Robotic Wipple's resection on 6th Dec'2020.
- Robotic Donor Hepatectomy on 24th Nov'2020
- Amasicon 2020 (virtual) 20 to 22nd Nov.'2020
- Illness to Wellness Webinar on 31st Oct.'2020 with Microsoft team attended by Dr. AmarjitKr. Raj.
- Onco. Surg.'2020 through Webinar on 11 to 12th Dec'2020.
- Surgical approach to Gastric Cancer on 22nd Sep'2020.
- Recto Rectus mesh Repair for Ventral abdominal wall Hernia on 19th Sep'2020
- Dr. Saket Kumar Invited as Speaker at IMA Purnea Branch on 10th Oct.'2020 to discuss on Management of Chronic Pancreatitis
- Dr. Saket Kumar Invited as Speaker at IMA Saran & Chapra Branch on 20th Nov.'2020 to discuss on surgical aspect of bile duct injury.
- Dr. Saket Kumar Invited as Speaker at IMA - Ara branch on 19th Dec'2020 to discuss on management of bile duct injury.
- Organized online workshop on Biostatistics- L Data
- Basic course in Biomedical research of ICMR.

**19. Department Photograph:**





# Department of GASTROENTEROLOGY



## MISSION

We are committed to improving patient's health care by providing premier gastroenterology care. Maintenance of excellence in latest advancement in medical sciences especially related to gastroenterology and herpetology.

FACULTY :		
1.	Dr. V. M Dayal	Professor & Head (MD, DM)
2.	Dr. Sanjeev Kumar Jha	Associate Professor (MD, DM)
3.	Dr. Ashish Kumar Jha	Associate Professor (MD, DM)
4.	Dr. Ravikant Kumar	Assistant Professor (MD, DM)
SENIOR RESIDENTS :		
1.	Dr. Shubham Purkayastha	DM Resident
2.	Dr. Praveen Jha	DM Resident
3.	Dr. Ravi Keshri	DM Resident
4.	Dr. Saurabh Kumar	DM Resident
5.	Dr. Samir Bhagwat	DM Resident
6.	Dr. Gaurav Kumar	DM Resident
7.	Dr. Saumyaleen Roy	DM Resident
8.	Dr. Manjinder Singh	DM Resident.
9.	Dr. Aditya Vardhan Singh	DNB Resident
10.	Dr. Brajesh Kumar Suman	Senior Resident
11.	Dr. Raghiv Hassan	Senior Resident
12.	Dr. Nuruddin Ansari	Senior Resident
13.	Dr. Divya Singh	Senior Resident
STAFFS		
1.	Sabita Kumari	Sister in charge
2.	Surendra Meena	Staff Nurse
3.	Jitendra Singh Panwar	Staff Nurse
4.	Sulochna Kumari	Staff Nurse
5.	Nitu Kimari	Staff Nurse
6.	Neetu Kumari	Staff Nurse
7.	Indira Kumari Chaurasia	Office Clerk
8.	Navin Kumar	Office Assistant
9.	Ramji Chaudhary	Office Peon
10.	Rashmi Kumari	Technician
11.	Gopal Prasad	Hospital Attendant
12.	Sangita Devi	Hospital Attendant
13.	Kanhaiya Kumar	Hospital Attendant

## CLINICAL EXPERTISE

Clinical Gastroenterology and Hepatology  
Diagnostic and Therapeutic Endoscopy  
Endoscopic Retrograde Cholangiopancreatography  
Endoscopic Ultrasound  
Capsule Endoscopy

All the latest and state of the art interventions are done in the department.

### ANNUAL PROGRESS MADE IN YEAR 2019-20

#### PATIENTS CARE OPD, IPD & Emergency STATISTICS OF GASTROENTEROLOGY CLINICAL WORK (2019 to 2020)

SNo.	Types	Number
1	New Registration	18005
2	Old Registration	36423
	Emergency Registration	507
	Total	54935
3	No.of Patients in General Ward	1462
4	No. of Patients in Private Ward	976
5	No.of Patients in Emergency ward	779
	Total No. of Admitted Patients	3217
	INVESTIGATION DONE	
6	UGI Endoscopy	3963
7	Sigma Endoscopy	704
8	Colonoscopy	573
9	ERCP	628
10	EST	00
11	Polypectomy	41
12	Cytology+ Biopsy	1690
13	PTBD	01
14	Side viewing Endoscopy	119
15	EUS/Enteroscopy	227/06
16	Endoscopic Variceal Ligation	455
17	CBD Stenting	351
18	Stone Extraction	201
	Dilation	102
19	Capsule endoscopy	00
20	Glue Injection	30
	Total	

## ACADEMIC ACTIVITIES

Departmental teaching programme:

Monday

Journal Club

Tuesday	Common Academic Programme / Seminar
Wednesday	Case Presentation
Thursday	Radiological discussion
Friday	Common Academic Programme / Project Analysis

#### **INTER DEPARTMENTAL PROGRAMME:**

- |    |                 |              |                                 |
|----|-----------------|--------------|---------------------------------|
| 1. | Every Thursday  | 2.30 to 3.30 | Gastro Intestinal Cancer clinic |
| 2. | Every Wednesday | 2.30 to 3.30 | Radiological conference         |

#### **PATIENT CARE SERVICE**

OPD Days: Monday to Saturday (All Working Days)

G.I ENDOSCOPY: Monday to Saturday (All Working Days)

#### **Special Programme:**

Teaching round: - Every working days 8.30 to 9.15 A.M.

Departmental discussion: - Every Wednesday 3.30 to 4.30 P.M

Department Mobility & Mortality Discussion: - Every Saturday 12.00 to 1.00 P.M

#### **CAPITAL WORK/NEW EQUIPMENTS**

Capsule Endoscopy

Spyglass Cholangioscopy

#### **TRAINING**

- i. DM Gastroenterology
- ii. Diploma in Endoscopy Technology

#### **PUBLICATIONS:**

1. Ashish Kumar Jha Uday Kumar, Vishwa Mohan Dayal, Sanjeev Kumar Jha, Utpal Anand. Lost In The Giant Diverticulum - A Turn In Time Of Need. Tropical Gastroenterology.54-56 2019
2. Sanjeev Kumar Jha, Manish K. Mishra, Kuldeep Saharawat, Praveen Jha, Shubham Purkayastha & Ravish Ranjan. Comparison of Concomitant Therapy versus Standard Triple-Drug Therapy for Eradication of Helicobacter Pylori Infection: A Prospective Open-Label Randomized Control Trial. Indian Journal Of Gastroenterology, 2019 Aug;38(4):325-331. Doi: 10.1007/S12664-019-00949-4. Epub 2019 Sep 14
3. Ashish K Jha, Praveen Jha, Madhur Chaudhary, Shubham Purkayastha, Sanjeev K Jha, Ravish Ranjan, Rajeev N Priyadarshi And Ramesh Kumar. Evaluation Of Factors Associated With Complications In Amoebic Liver Abscess In A Predominantly Toddy-Drinking Population: A Retrospective Study Of 198 Cases. Jgh Open: An Open Access Journal Of Gastroenterology And Hepatology (2019) 1-6. Doi:10.1002/Jgh3.12183
4. Sanjeev Kumar Jha, Manish Kumar Mishra, Idiopathic Colonic Varices: A Rare Entity. Indian Medical Journal; June 2019; Volume 113;No.6;85-86
5. Sanjeev Kumar Jha, Kuldeep Saharawat, Ravi Keshari, Praveen Jha, Shubham Purkayastha, Ravish Ranjan. Addition Of Simvastatin To Carvedilol And Endoscopic Variceal Ligation Improves Rebleeding And Survival In Patients With Child-Pugh A And B Class But Not In Child Pugh C Class . Annals Of Clinical Gastroenterology And Hepatology. 2019;3:020-026;Doi: Dx.Doi.Org/ 10.29328/Journal.Acgh.1001010
6. Purkayastha S, Jha Ak. Case Report: Primary Hepatic Tuberculosis Masquerading As Gall?Bladder Cancer. Gastrohep. 2019;1:332-334.
7. Jha Ak, Jha Sk Endoscopic Diagnosis Of Fasciolopsis Buski: Revisited (With Video) Jgh Open 2019(https://Doi.Org/10.1002/Jgh3.12187).
8. Jha A K, Jha P, Chaudhary M, Kumar S, Prakash V, Mohan Dayal V. The Relation Of Toddy (Palm Wine) Intake To Amoebic Liver Abscess In A Predominantly Toddy-Drinking Population: A Cross-Sectional Study. Tropical Doctor. 2019; 49(3):197-200.
9. Kumar R, Jha Ak. Association Between Local Alcoholic Beverages And Amoebic Liver Abscess In Indian Subcontinent: Weird But True!Jgh Open 2019; 3(3):266-267.
10. Jha Ak, Suchismita A, Jha Rk, Raj Vk. Spectrum Of Gastrointestinal Involvement In Stevens?Johnson Syndrome. World J Gastrointest Endosc 2019; 11(2): 115-123.
11. Jhaak, Goenka M, Kumar R, Suchismita A. Endotherapy For Pancreatic Necrosis: An Update. JghOpen 2019;3(1):80-88
12. Jha Ak. How Effective Are Low-Volume Solutions For Oral Colonoscopy Bowel Preparation? J Dig Endosc 2019;10:6-8.

13. Jha Ak, Ranjan R, Dayal Vm Et Al. Endoscopic Ultrasound (Eus) Guided Drainage Of Walled Of Pancreatic Necrosis (Wopn). *Jigims* 2019; 5(1):85
14. Short-Term Mortality In Patients With Cirrhosis Of Liver And Acute Kidney Injury- A Prospective Observational Study". Uday Kumar, Dm; Ravikant Kumar, Dm; Sanjeev Kumar Jha, Dm; Ashish Kumar Jha, Dm; Vishwa Mohan Dayal, Dm; Amarendra Kumar, Dnb.(Submitted In Indian Journal Of Gastroenterology)
15. Kumar U, Kumar R, Jha SK, Jha AK, Dayal VM, Kumar A. Short-term mortality in patients with cirrhosis of the liver and acute kidney injury: A prospective observational study. *Indian J Gastroenterol.* 2020 Oct;39(5):457-464. doi: 10.1007/s12664-020-01086-z. Epub 2020 Nov 11. PMID:33175368.
16. Jha AK, Purkayastha S, Dayal VM. Endoscopic Mucosectomy: a novel technique for management of polypoidal solitary rectal ulcer syndrome (SRUS). *ACG case report* 2020 (accepted)
17. Jha AK, Jha P, Jha SK, Keshri R. Plastic versus metal stents for inoperable gallbladder cancer with hilar biliary obstruction: the jury is still out. *Annals of Gastroenterology* (2020) 33, 1-8
18. Jha AK, Jha SK Endoscopic diagnosis of Fasciolopsis buski: Revisited (with video) *JGH Open* 2019;4(2):284-286.
19. Jha A K, Jha P, Chaudhary M, Kumar S, Prakash V, Mohan Dayal V. The relation of toddy (palm wine) intake to amoebic liver abscess in a predominantly toddy-drinking population: a cross-sectional study. *Tropical Doctor.* 2019; 49(3):197-200.
20. Jha AK, Jha P, Kumar U, Chaudhary M, Purkayastha S, Jha SK, Ranjan R, Priyadarshi RN, Kumar R. Evaluation of factors associated with complications in amoebic liver abscess in a predominantly toddy?drinking population: A retrospective study of 198 cases. *JGH Open* 2019;3(6):474-479.
21. Jha AK, Kumar R, Goenka MK, Dayal VM. Emerging Treatment and Prevention Strategies against COVID-19: A Brief Update. *Journal of Digestive Endoscopy* 2020; 11(01): 69-72.
22. Jha AK, Suchismita A. Seroprevalence of Hepatitis B and C in the Eastern Himalayan Region of India: A Population-Based Study. *Tropical Gastroenterology* 2019;40(3):321-324.
23. Jha AK, Goenka MK, Endoscopic Band Ligation for the Hemostasis of Active Esophageal Variceal Hemorrhage: Technique, Tips, and Tricks. *Journal of Digestive Endoscopy* 2019; 10(04): 219-220
24. Jha AK, Chaudhary M, Ranjan R, Singh P, Dayal VM, Jha SK, Kumar U, Kumar A. Pre-endoscopy screening in the endoscopy units of under-developed and developing counties: still debatable issue? *Tropical Gastroenterology* 2019 (ACCEPTED).
25. Jha AK. Oral Sulphate Solution for Colonoscopy Bowel Preparation-A new kid on the block. *Journal of Digestive Endoscopy* 2019; 10(03): 178-179.
26. Sanjeev Kumar Jha, Manish Kumar Mishra, Idiopathic colonic varices: A rare entity. *Indian Medical journal*; June 2019; volume 113;no.6;85-86

#### **PAPER SUBMITTED FOR PUBLICATION**

1. Addition of Nitazoxanide to Standard Clarithromycin Based Triple Therapy for 2 Week Effectively Eradicates Treatment Naive Helicobacter Pylori Infection. A Single Centre prospective, open-label study. Sanjeev K. Jha (MBBS, MD, DM), Ravikant Kumar\*\* (MBBS, MD, DM), Amitesh Kumar\* (MBBS, MD, DM), Shubham Purkayastha\* (MBBS, MD, DM), Ravi Keshri\* (MBBS, MD), Saurabh Kumar\* (MBBS, MD), Aditya Vardhan Singh\* (MBBS, MD). (Submitted to Middle East Journal of Digestive Diseases)
2. Efficacy and Safety of tenofovir alafenomide in chronic hepatitis B-related decompensated cirrhosis  
Dr. Sanjeev Kumar Jha (MBBS, MD, DM), Saurabh Kumar (MBBS, MD), Praween Jha (MBBS, MD, DM), Shubham Purkayastha (MBBS, MD, DM), Samir Sandipan Bhagwat (MBBS, MD), Gaurav Kumar (MBBS, MD), Ravikant Kumar (MBBS, MD, DM) (Submitted to Indian journal of Gastroenterology)
3. Efficacy and Safety of Levofloxacin Based Triple Therapy as First Line Regimen to Eradicate H. Pylori Infection: A Single-Center, Prospective, Open Label Study.  
Jha Sanjeev Kumar (MBBS, MD, DM), Kumar Ravikant (MBBS, MD, DM), Jha Praveen (MBBS, MD, DM), Keshari Ravi (MBBS, MD), Kumar Saurabh (MBBS, MD), Singh Aditya Vardhan (MBBS, MD) (Submitted in Tropical Gastroenterology)

#### **PAPER ACCEPTED IN CONFERENCE:**

1. Liver stiffness-spleen size-to-platelet ratio risk score as a non invasive marker of detection of esophageal varices in chronic liver disease. *APDW 2019, KOLKATA*
2. Addition of Simvastatin to Carvedilol and Endoscopic Variceal Ligation Improves Rebleeding and Survival in Patients with Child-Pugh A and B Class but not in Child Pugh C Class. (Accepted as poster in *APDW Kolkata 2019*)

## RESEARCH PROJECTS UNDERTAKEN.

To evaluate the efficacy of addition of Nitazoxanide to standard clarithromycin based triple therapy for treating H plori infection: A Pilot study

## INDIAN JOURNAL OF GASTROENTEROLOGY.

1. Clinical profile of liver abscess patients admitted in GE department & treatment outcome.
2. Clinical profile of carcinoma Gall Bladder patients.
3. Clinical profile of Chronic Diarrhea patients
4. Clinical profile of HCC patients
5. Demographic and clinical profile of HBV patients
6. Effect of H.Pylori Eradication Therapy on Symptom scores /Index in patients of uninvestigated Dyspepsia.

## THESES:

1. Efect Of Morning-only Polyethylene Glycol Electrolyte Preparation Compared With Split Dose Polyethylene Glycol And Polyethylene Glycol Plus Sodium Picosulfate For Afternoon Colonoscopy: A Randomized Controlled Study. (completed)
2. Comparison Of Plastic Stent Vs Uncovered Metal Stent In Unresectable Gallbladder Cancer With Hilar Obstruction:a Randomized Controlled Study. (completed)
3. To Evaluate Efficacy Of Plastic Billiary Stenting In Large And Irretrievable Common Bile Duct Stone: A Prospective Cohort Study.(continuing)
4. A Dietary Survey In Patients Of Functional Bowel Disorders: A Cross Sectional Study.(continuing)
5. Comparative study of ALBI scores with CTP, MELD NA and AARC scorein Patients of ACLF.(continuing)
6. Correlation between B. Type Natriuretic peptide (BNP) and severity of Disease and 90 Days Mortality in Decompensate cirrhosis patients -A Prospective Study.(continuing)

## SERVICES RENDERED:

- OPD Services
- In-patient services
- Diagnostic and Therapeutic Endoscopy
- Diagnositic and Therapeutic Colonoscopy
- Endoscopic Retrograde Cholangiopancreatography
- Endoscopic Ultrasound
- Capsule Endoscopy
- All tertiary level services related to gastroenterology are offered in the Departement.

## DEPARTMENT ACHIVEMENTS

- Organised Quiz program on the occasion of World Hepatitis Day.
- Organized ISGCON (BJ)conference in June 2019

## FACULTY ACHIVEMENTS

- All the faculty members have chaired sessions in various national and regional level conferences and have been invited for guest lecture on various occasions.

## PHOTOGRAPH OF DEPARTMENT/ NEW INSTRUMENTS

### Spyglass Cholangioscopy



# Department of GENERAL SURGERY



## INTRODUCTION:

Department of General Surgery, Indira Gandhi Institute of Medical Sciences Is one of the most active and prominent health care provider of institute and Medical College .This department is well versed in performing all sorts of emergency and routine cases all together coming from the whole state of Bihar It has also the ability to manage all sortsof cases coming in hospital with prompt care and attention.Round the clock service is provided to the hospital by utilizing manpower / Medical services / Emergency Services and so on. A laparoscopy service has also been recently started in this department.

This department is performing surgeries in all newly made modular OTs and functioning emergency OTs i.e. 2 in number in central emergency. Apart from efficiently managing OPDs and emergency operations, the department is sincerely dedicated for the development of skill of medical college students, thus giving them a chance to learn altogether.

The department has been recognized by medical council of India .It is also managing various clinical Activities such as Seminars / Departmental teaching/ Tutorials / Ward teaching / Breast clinic / Providing diabetic foot care and numerous other patient care facilities.

1. Most Recent achievement of General Surgery department is starting of Basic and Advance laparoscopic procedures which is gaining momentum day by day in respect to increase in number of patients getting operated Laparoscopically .
2. Novel Technique of Haemorrhoid surgery including minimal invasive procedure for Haemorrhoids (MIPH) is being done routinely in the department clinical education programmes like Workshop for MIPH was conducted which included training of Surgeonsfrom Rural and other medical colleges.
3. Surgical faculties are involved in performing transplant cases of renal sciences Department of the institute.

## OUR MISSION :

To improve the working condition and make all arrangement for advanced quality patient care thus adopting modern and evidence based surgical management .To inculcate high standard of research in surgical field.

Sl.	Faculty Name	Designation
1.	Dr. Shailesh Kumar	Prof.& Head
2.	Dr. Pawan Kumar Jha	Addl. Professor
3.	Dr. Vibhuti Bhushan	Addl. Professor
4.	Dr. Krishna Gopal	Addl. Professor
5.	Dr. Prem Prakash	Addl. Professor
6.	Dr. Pradeep Jaiswal	Assoc. Professor
7.	Dr. Mukesh Kumar	Assoc. Professor
8.	Dr. Nitesh Kumar	Asst. Professor
9.	Dr. Prashant Kumar Singh	Asst. Professor
10.	Dr. Deepak Pankaj	Asst. Professor
11.	Dr. Vivek Kumar Roy	Asst. Professor
12.	Dr. Nadeem Ahmad	Asst. Professor
13.	Dr. Kanchan Sone Lal Baitha	Asst. Professor
14.	Dr. Rinku Kumari	Asst. Professor
15.	Dr. Sumit Kumar	Asst. Professor

<b>SENIOR RESIDENT :</b>		
01.	Dr. Abhishek Chaudhary	Sen. Resident
02.	Dr. Manoj Kumar	Sen. Resident
03.	Dr. Priyanka Chaubey	Sen. Resident
04.	Dr. Neel Ketu	Sen. Resident
05.	Dr. Shubham Ranjan Anand	Sen. Resident
06.	Dr. Arun Yadav	Sen. Resident
07.	Dr. Sanjit Prasad	Sen. Resident
08.	Dr. Nirupam	Sen. Resident
09.	Dr, Sandeep Kumar	Sen. Resident
10.	Dr. Ankur Akela	Sen. Resident
11.	Dr. Abhay Kumar	Sen. Resident
12.	Dr.Santosh Kumar	Sen. Resident
13.	Dr.Pradyot Sahi	Sen. Resident
14.	Dr. Priyaranjan Kumar	Sen. Resident
15.	Dr.Faaiz Alam	Sen. Resident
16.	Dr. Vinod paswan	Sen. Resident
17.	Dr.Om Prakash Kumar	Sen. Resident
18.	Dr. Yoshita Verma	Sen. Resident
19.	Dr.Ayush Raj	Sen. Resident
20.	Dr. Yasir Tajdar	Sen. Resident
21.	Dr. Neha Gupta	Sen. Resident
22.	Dr. Sakshi Singh	Sen. Resident
23.	Dr. Piyush Ranjan	P.G. 1ST Year
24.	Dr. Kancham Nethaji	P.G. 1ST Year
25.	Dr. K Abhishek	P.G. 1ST Year
26.	Dr. Lavudya Mahesh	P.G. 1ST Year
27.	Dr.Rajiv Kumar	P.G. 1ST Year
28.	Dr. Rajeev Ranjan	P.G. 1ST Year
29.	Dr. Mohal Kumar	P.G. 1ST Year
30.	Dr.Raj Kumar Mitra	P.G. 1ST Year
<b>Office Staff (On Contract)</b>		
01	Runi Kumari	Office Assistant
02	Rohit Raj	O.T Assistant
03	Bipin Kumar Sah	O.T Assistant
04.	Suraj Dwivedi	Storekeeper
05.	Rahul Kumar	Computer Operator
06.	Ravi Shankar Tiwari	Hospital Attendant
07.	Sumit Kumar	Hospital Attendant
08.	Jittu Kumar	Office Attendant
09.	Rajesh Kumar	Office Attendant
10.	Geeta Kumari	Hospital Attendant

**CLINICAL EXPERTISES:**

- 1) Onco Surgeries
- 2) Minimal Access Surgeries
- 3) Colo Rectal Surgeries
- 4) Emergency & Trama Surgeries
- 5) Vascular Surgeries
- 6) Endocrine/Breast Surgeries
- 7) Reconstructive Surgeries
- 8) Thoracic Surgeries

**Annual Progress 2019-2020**

Data Mentioned Below

New Registration: 10583 Old Registration: 16160 Emergency Reg. 366

No. of Admission in Gen. Ward : 1820

No. of Admission in Pvt. Ward : 289

No. of Admission in Emergency Ward : 373

Total : 2482

No. of Death Patient : 27

**1. No. of operation done in main OT**

Type of operation	No. of cases
2019-2020	
SSP-I	38
SSP-II	13
MAJOR -I	507
MAJOR-II	105
MINOR-I	30
MINOR -II	10
MINOR -III	00
LAPROSCOPIC SURGERY	314
OTHER	00
TOTAL	1017

**2. No. of operation done in OPD OT**

Type of operation	No. of cases
2019-2020	
SSP-I	00
SSP-II	00
MAJOR -I	22
MAJOR-II	18
MINOR-I	244



MINOR -II	317
MINOR -III	626
LAPROSCOPIC SURGERY	00
OTHER	1353
TOTAL	2580

### 3. No. of operation done in Emergency OT

Type of operation	No. of cases
2019-2020	
SSP-I	04
SSP-II	00
MAJOR -I	281
MAJOR-II	25
MINOR-I	50
MINOR -II	11
MINOR -III	35
LAPROSCOPIC SURGERY	00
OTHER	00
TOTAL	408

#### (Academic):

Teaching activities of MBBS students of 100 students and 08 PG students as per MCI norms.

Conducting Exam e.g. - Terminal / Ward Leaving Exam / Final MBBS Exam etc. and workshop for Intern/ Junior Doctors.

Clinical Study:- Ward Teaching.

OPD:- Increase in patient of OPDs and IPDs .

**6. Significant Assessment:-** New procedure started full Fledged Adv. Lap/Minimal Access Surgery . Started (Haemangioma clinic in OPDs)

#### 7. Number of Publication :-

Name of Topic	Journal of Publication
Pattern of ileal perforation in our experience; a tertiary care centre in Eastern India	International surgery journal
An observational study - pattern of pathogens and their sensitivity isolated from superficial surgical site infection	Journal of Evolution of Medical and Dental Sciences
A Comparative Study of Assessment of Different Parameters for Assessing Severity of Acute Pancreatitis	Journal of Medical Science and Clinical Research
An Analytical Study of Colorectal Pathologies Using Colonoscopy as an Aid	International Organization Of Scientific Research - JDMS
Single Versus Double Layer closure in ileostomy Reversal; A comparative study	Indian journal of research
Breast lump - A clinico-pathological study	Journal of Evolution of Medical and Dental Sciences
A clinical study of risk factors of acute pancreatitis in a tertiary care centre in North India	International surgery journal
Mastalgia cured Randomized trial comparing centchroman to evening primrose oil.	The Breast Journal
Clinical Profile and Management Options in Patients with Undescended Testis	International Organization Of Scientific Research - JDMS

Antibacterial Effects of Azadirachta indica leaf and bark extracts in clinical isolates of diabetic patients	National Journal of Integrated Research in Medicine
Comparative study of gut anastomosis single layer hand sewn v/s stapler in our institute	Journal of Medical Science and Clinical Research
Bacteriological and antimicrobial Susceptibility profile of soft Tissue infections among Hospital & community Isolates from Tertiary care Hospital	Journal of Surgical Sciences
Incarcerated Spigelian Hernia; A rare cause of mechanical small Bowel obstruction	Journal of Surgical Sciences
Primary Pulmonary Sporotrichosis in a Subhimalayan patient: A case report Physicians	Journal of Laboratory
Laparoscopic Sleeve gastrectomy: An effective surgical procedure for control of Diabetes: A prospective cohort study	Journal of Surgery
Serum level of leptin & Ghrelin as success marker of laparoscopic Sleeve gastrectomy- A Prospective Cohort Study	International journal of Scientific research

**8. Academic Activities:**

- Attended National and International Conference of Surgery.
  - Faculties got Fellowship degrees like FMAS & FIAGES.
  - Attended AMASICON/ACRSICON and chaired sessions in International Conferences ENDOSURG.
9. Complete advance Laproscopic set installed in the Department General Surgery. Harmonic scalpel / vessel scaler installed.

**10. Subspecialty Division:** - All Clinical Expertise mentioned as below in the Department.

- 1) Onco Surgeries
- 2) Minimal Access Surgeries
- 3) Colo Rectal Surgeries
- 4) Emergency & Trauma Surgeries
- 5) Vascular Surgeries
- 6) Endocrine/Breast Surgeries
- 7) Reconstructive Surgeries
- 8) Thoracic Surgeries

**11. Training:** For all MBBS Students Hands on training for future /junior Doctors as per MCI guiding. Also organised training for Senior Residents.

**12. Research:** Mentioned in Ethical Committee.

**13. Services Rendered:** All OPD /Emergency /IPD with cases detach in by maintained below sequences wise. (Last Page).

**14. New Services and Faculties:**

- 1) Onco Surgeries
- 2) Minimal Access Surgeries
- 3) Colo Rectal Surgeries
- 4) Emergency & Trauma Surgeries
- 5) Vascular Surgeries
- 6) Endocrine/Breast Surgeries
- 7) Reconstructive Surgeries
- 8) Thoracic Surgeries

**15. Education Activities:** For MBBS students /Interns etc. Attained MRCS degree by one of our Senior Resident of the Department.

**16. Courses offered:** MBBS and planning to get PG course started in a (MS) General Surgery.

**17. Department Achievements:** In recent times there has been a marked increase in patient number of OPD & IPD. Thus showing remarkable improvement in patient care our department has been established & and recognised by MCI for MBBS students for 100 seats.

**18. Faculties Achievements:** Our faculties have been taking examination inside and outside the state of Bihar. Our various faculties have been promoted under personal promotion scheme and new faculty have been also recruited via newspaper

advertisement/ Interview conduct by Selection Committee.

### Academic/Clinical achievements during 2019-2020

Dr. Shailesh Kumar, professor & head have been appointed as Member of Institutional body of AIIMS Bhuwaneshwar.

### Fellowships : (DR DEEPAK PANKAJ ASSISTANT PROFESSOR)

- Awarded fellowship of Association of Colon and Rectal Surgeons of India (FACRSI)
- Awarded fellowship of Association of Indian Surgeons (FAIS)

### Trainings /CME/ Seminars

- Participated in MCI regional centre For Medical education technologies "REVISED BASIC WORKSHOP COURSE" conducted by SAIMS, Indore, MP, Regional centre in medical education technologies at IGIMS, Patna Bihar from 16th to 18th January, 2020
- Participated in "Curriculum Implementation Support Program (CISP)" from 21st to 23rd Jan, 2020 at IGIMS, Patna under aegis of Nodal Centre, Pramukhswami Medical College, Karamsad, Gujarat
- CME on "Recent advances in Paediatric Surgery" on 14th Feb, 2020 at IGIMS, Patna

CME on "Colorectal Diseases" by department of GI Surgery on 15 Feb, 2020 at IGIMS, Patna **Research Project as Principal- Investigator**

- Wound healing in Diabetic and non diabetic population with special reference to post surgical wound: A comparative study

### 19. PUBLICATIONS

1. Shailesh Kumar, Shazid Akbal, Tayod kumar choudhary: Serum level of leptin & Ghrelin as success marker of laparoscopic Sleeve gastrectomy- A Prospective Cohort Study, International journal of scientific research. Vol VIII, issue X, October 2019
  2. Shailesh kumar, shazid Akbal, Tayod kumar choudhary: Laparoscopic Sleeve gastrectomy: An effective surgical procedure for control of Diabetes: A prospective cohort study; Journal of surgery. Vol 7, issue 6, December 2019
  3. Nitesh Kumar, Deepak Pankaj, Nitesh, Ashwini Kumar, Monika Raj. Comparative study of chemical sphincterotomy and lateral sphincterectomy for chronic anal fissure. International Journal of Contemporary Surgery. 2019; 7(2): 65-72.
  4. Sweta Muni, Rakesh Kumar, Shailesh Kumar, Vidyut Prakash, Namrata Kumari, S K Shahi, Deepak Pankaj. Current Trends of Various Candida Coinfection using KB006Hi Candida Kit and CHROM Agar in Pulmonary Tuberculosis Patients at a Tertiary Health Care Center in Patna. International Journal of Scientific study. 2019; 7(3); 5-8.
  5. Mukesh Kumar, Deepak Pankaj, Pawan Kumar Jha, Pradeep Jaiswal, Rinku Kumari, Prashant Kumar Singh. Surgical Profile of Cases of Peptic Ulcer Perforation at a Tertiary Health-care Center in Patna, Bihar. IJSS Journal of Surgery. 2019; 5(6): 1-4.
  6. Yashaswi YK, Bhushan V. A Non-operative Treatment of Perforated Peptic Ulcer: a Descriptive Study. Pat J Med: Vol-93/No 4/ April 2019/ISSN0031-3084;Pg-361-367.
  7. Yashaswi YK, Bhushan V. A comparative study of Extracorporeal Laparoscopic Appendectomy with Conventional Laparoscopic Appendectomy in uncomplicated Cases of Appendicitis. Pat J Med: Vol-93/No 5/ May 2019/ISSN0031-3084;Pg-415-420
3. Kumar N, Nitesh, Bhushan V, Kumar A, Raj M. Review of Clinical and Functional Result of Abdominal Rectopexy using Prolene Mesh for complete rectal Prolapse over a period of 1 Year at Tertiary care Centre in Bihar. IJOCS/Vol 7/No 2/July-Dec 2019/ISSN-2320-9615;Pg 53-58.

Dr. Krishna Gopal, Dr. Mukesh Kumar, Dr. Sanjit Prasad, Dr. Nameer Faiz. Comparative study of use of self-gripping polyester mesh verses suture fixed polypropylene mesh in Lichtenstein hernioplasty in inguinal hernia. International Journal of Surgery Science 2020;4(3):226-229.

Dr. Pawan Kumar Jha, Additional Professor, General Surgery

Kumar M, Pankaj D, Jha PK, Jaiswal P, Kumari R, Singh PK. Surgical profile of cases

of peptic ulcer perforation at a tertiary Health care in Patna Bihar. IJSS journal of surgery 2019;5(6): 1-4.

### FELLOWSHIPS

- A. Conduct Workshop & Training Program for MIPH as COURSE DIRECTOR.
- B. Conduct Workshop & Training Program for USES OF LASER IN PROCTOLOGY as COURSE DIRECTOR.
- C. Fellow of minimal access surgeon (FMAS)
- D. Fellow of Association of Indian Surgeons (FAIS)
- E. Fellow of Indian Association Of Gastrointestinal-Endoscopic surgeon (FIAGES)
- F. NATIONAL EMERGENCY LIFE SUPPORT FACULTY FOR PROVIDER COURSE

### **Research Project currently undertaken by the department of General Surgery**

1. Dr. Prem Prakash Additional Professor General Surgery
  - The incidence and the co-morbidities which affect the surgical site infection: a hospital based study
  - The clinico-demographic and etiologic profile of lower limb cellulitis in non-diabetics: a hospital based study
  - Outcome Of Single Stage Repair For Different Variants Of Hypospadias.
  - External examiner for the final annual MBBS examination of the Subject General Surgery at AIIMS Patna.
  - Nominate as member of Board of Governors IGIMS Patna.

### **Dr. Nitesh Kumar, Assistant Professor, General Surgery**

- Proposal of Study Project: Comparative study of the outcome of primary skin- closure versus delayed primary skin closure in cases of emergency Laparotomies (AS PRINCIPAL INVESTIGATORS).

### **Paper Published in IGIMS:**

- Pleomorphic adenoma of submandibular salivary gland: A study of cases at IGIMS, Patna. IGIMS, Aug2020,Vol.6,No.2
- Paper Published:review of clinic and functional result of abdominal reetopexy using proline mesh for complete reetal prolapsed over a period of 1 year at tertiary center in Bihar. International Journal of Contemporary Surgery. July-December 2019,Vol.7,No.2, Page 53-58.
- Comparative study of chemical spincterotomy for chronic anal fissure international journal of contemporary surgery. July-December 2019, Vol.7, No.2, Page 65-72.

### **Dr. Nadeem Ahmad, Assistant Professor General Surgery**

- Study of Etiology, Fatal outcome and different surgical techniques in the management of small bowel obstruction Academia Journal of Surgery Volume 2; Issue
- FMAS( Fellow of minimal access Surgery)
- MRCS- Part A( Member of Royal college of Surgeon)
- Basic course in Biomedical Research

### **Dr. Kanchan Sone Lal Baitha, Assistant Professor, General Surgery**

- Study of Etiology, fatal outcome and different surgical Techniques in the management of small bowel obstruction. Academia Journal of Surgery : Vol.2:Issue 1
- FMAS ( Fellow of minimal access Surgery)
- Participate in ASICON 2019
- Participate in ASICON 2020

### **Dr. PRIYANKA CHAUBEY SENIOR RESIDENT GENERAL SURGERY**

- FIAGES 2020
- ASICON2020

### **Dr. PRADYOT SHAHI, SENIOR RESIDENT GENERAL SURGERY**

- FIAGES 2020
- ASICON 2020

### **Dr. ABHAY KUMAR, SENIOR RESIDENT GENERAL SURGERY**

- FIAGES 2020
- ASICON 2020

### **Dr. NIRUPAM, SENIOR RESIDENT GENERAL SURGERY**

- FIAGES 2020
- ASICON 2020

### **Dr. AYUSH RAJ, SENIOR RESIDENT GENERAL SURGERY**

- FIAGES 2020
- ASICON 2020

### **DR YASIR TAJDAR SENIOR RESIDENT GENERAL SURGERY**

#### **Trainings /CME/ Seminars**

- Attended UPASICON 2020 held from 5-6 th December 2020.

- Attended ASICON 2020 held on 17-19th December 2020
- Attended AMASICON 2020 held on 22-22nd November 2020.
- Attended HSICON 2020 held on 3-5th December 2020.
- Attended ACRSICON 2020 held on 10th-11th October 2020.
- Attended CME and Workshop on respiratory care on 18th December 2020, at IGIMS, Patna.

Research Project as Principal-Investigator

Randomised study on effect of Pentoxifylline on venous ulcer.

**Following research project are running in Department of General Surgery approved by Ethical Committee.**

01.	Dr. Vivek Kumar Roy	Institute Project	Study of surgical outcome of skin incision by scalpel versus diathermy in elective abdominal procedures
02.	Dr. Neel Ketu	Institute Project	Postoperative port-site pain after gall bladder retrieval from epigastric vs umbilical port in laparoscopic cholecystectomy: A randomized controlled trial
03.	Dr. Ankur Akela	Institute Project	Evaluation of risk factors for burst abdomen in emergency laparotomy surgeries
04.	Dr. Abhay Kumar	Institute Project	The pattern of hydatid diseases: is Surgery The best cure ? A Prospective study in a Tertiary care center of bihar.
05.	Dr. Ayush Raj	Institute Project	Cadexomer iodine vs Povidone iodine dressing in chronic leg ulcers- A prospective study.
06.	Dr. Piyush Ranjan	Institute Project	Outcomes of vaccum assisted closure(vac) versus conventional dressings in patients with diabetic foot ulcers-randomised comparative study"
07.	Dr. Kancham Nethaji	Institute Project	Laparoscopic extended totalextra peritoneal (e tep) repair of inguinal hernia and trans abdominal preperitoneal (tapp) mesh repair of inguinal hernia: a comparative randomised control study
08.	Dr. K. Abhishek	Institute Project	Clinico-pathological study of colorectal malignancies at IGIMS, Patna:an observational study.
09.	Dr. Lavudya Mahesh	Institute Project	Evaluation of gallbladder content spillage in laparoscopic cholecystectomy
10.	Dr. Rajiv Kumar	Institute Project	Post operative outcomes and quality of life after Rives-Stoppa and transversus abdominis release (TAR) procedures after repair of ventral hernia
11.	Dr. Rajeev Ranjan	Institute Project	Liver Biopsy in gall stone disease : A Prospective study in patients undergoing cholecystectomy.
12.	Dr. Mohal Kumar	Institute Project	Preoperative prediction of difficult laparoscopic cholecystectomy using clinical, biochemical and ultrasonographic parameters
13.	Dr. Raj Kumar Mitra	Institute Project	A comparative study between open and laproscopic ventral hernia repair: a prospective study."

**Photograph of Department of Surgery**



# Department of GENERAL MEDICINE



The Department of General Medicine is imparting a high class order of patient care and management. It is catering a large chunk of patient care of total load of IGIMS. Almost all bed of the department is full now a day's along with increase rush in OPD. Our department is also running several subspecialty clinics successfully. Many diagnostics tools like ECHO, TMT & Haemodialysis are part of our department.

The Department of General Medicine is also imparting a highest order of clinical and theoretical teaching to MBBS and MD students.

## OUR MISSION

The Mission of Department of General Medicine, IGIMS

- To excel in the field of Patient care, Academics and Research.
- To cater the people of Bihar with higher order of patient care and management.
- To impart a high class level of training / teaching to MBBS and Post graduate students.

FACULTY		
1.	Dr. Naresh Kumar	Prof. & HOD
2.	Dr. Sudhir Kumar	Additional Professor
3.	Dr. Govind Kumar	Additional Professor
4.	Dr. Arshad Ahmad	Additional Professor
5.	Dr. Praveen Kumar	Additional Professor
6.	Dr. Amit Kumar Mishra	Associate Professor
7.	Dr. Manoj Kumar Choudhary	Assistant Professor
8.	Dr. Bhim Ram	Assistant Professor
9.	Dr. Praphull Deepankar	Assistant Professor
10.	Dr. Samir Kumar	Assistant Professor
11.	Dr. Fahad Ansari	Assistant Professor
12.	Dr. Jyoti Kumar Dinker	Assistant Professor
SENIOR RESIDENT		
1.	Dr. Imtiyaz Ali Ahmad	Senior Resident
2.	Dr. Abhishek Kumar	Senior Resident
3.	Dr. Jamuna Pandey	Senior Resident
4.	Dr. Farogh Haidry	Senior Resident
5.	Dr. Shivendu	Senior Resident
6.	Dr. Amit Kumar	Senior Resident
7.	Dr. Ankit Kumar	Senior Resident
JUNIOR RESIDENT		
1.	Dr. Raj Aaryan	Junior Resident
2.	Dr. Prity Kumari	Junior Resident
3.	Dr. Sintu Kumar	Junior Resident
4.	Dr. Rishav Mittal	Junior Resident
5.	Dr. Kamal Kumar	Junior Resident

6.	Dr. Niraj Diwakar	Junior Resident
7.	Dr. Satya Prakash	Junior Resident
8.	Dr. Ramesh Kumar	Junior Resident
9.	Dr. Akanksha Srivastava	Junior Resident

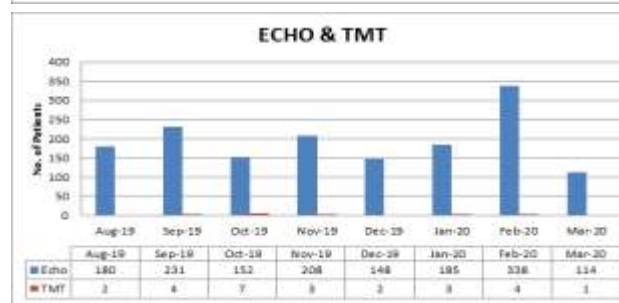
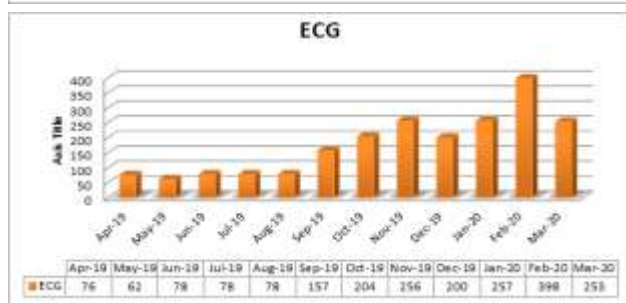
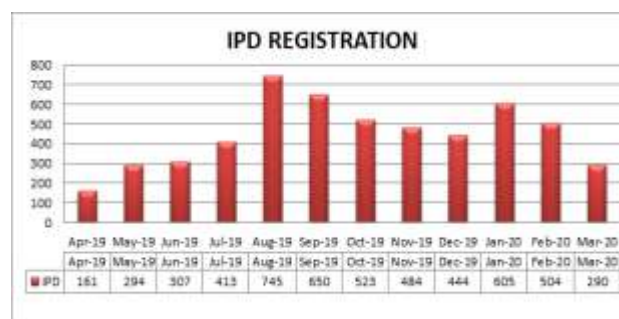
#### NAME OF STAFF

1.	Rashid Fahmi	Office Assistant
2.	Pankaj Kumar	Lab Technician
3.	Alka Suman	ECG Technician
4.	Jyoti Kumari	ECG Technician
5.	Umashankar Kumar Bharti	Dialysis Technician
6.	Vikash Kumar	Dialysis Technician
7.	Shashi Kumar	Office Attendant
8.	Sunny Kumar	OPD Attendant
9.	Kumud Kumar	OPD Attendant

#### Clinical expertise :

- Patient Care in OPD/IPD
- Subspecialty Clinic
- ECHO
- TMT

### 5. Annual Progress made in the year 2019-2020



- 120 Bedded Ward with HDU.
- ECHO & TMT Started
- Started regular PG course in MD, General Medicine with Annual intake of 08 seats.

#### Bed side emergency pathology & ECG started.

#### No. of Publication

1. Kumar A., Kumar N., Ram B., Lipid Profile and its Abnormalities in newly diagnosed type 2 Diabetes: An Observational Study, Vlo. - 04, Issue - 07, July - 2020, Page No. - 216-219.



2. Choudhary KM, Kumar N et.al, Study of urinary tract infection in patients with diabetes mellitus, IJSS, July 2020, vol 8, issue 4, 45-48.
3. Mishra AK, Kumar S, Kumar P, Level of C reactive protein in obese and overweight individuals at Indira Gandhi Institute of Medical Sciences: A Tertiary Care Center of Bihar. IJSS, June 2020, Vol. 8, Issue 3.
4. Kumar S, Mishra AK, et.al., Evaluation Of Hyponatremia In Admitted Patient In General Medicine Department At Tertiary Care Centre Of Bihar, JIGIMS, Vol. 5, No. 1
5. Kumar S, Kumar S, Kumar G, et.al, Scrub typhus: an important differential diagnosis of acute and subacute febrile illness, APJHS, 2019, 6(2):29-34.
6. Choudhary M.K., Kumar N., Rao R., Kumar A., Mishra A.K., Deepankar P., Study of clinical profile of acute undifferentiated fever in a tertiary care hospital, Vol. 06, Issue -4, IJCMR, April- 2019, D1-D3.
7. Deepankar P., Kumar N., et.al., Study of Clinical - Etiological Profile of Macrocytic Anemia and Correlation of Serum Vitamin B12 & Folate Level with Mean Corpuscular Volume(MCV)., Vol. 3, Issue - 3, IJMSIR, Published in June - 2018, Page No. - 280-286.
8. Chandra K, Kumar P, Saha K, Kumar A, Shankar M. A study of clinical profile of dengue fever in a tertiary care centre. JEMDS. 2018;7(16):1989-1992. Published on 16.04.2018.
9. Kumar P, Prakash V, Ahsan S., Chandra K, Kumari A. Clinicobiochemical study of patients with thyroid swelling at a tertiary care centre. JMDS. 2018; 7(27):3096-3098. Published on 02.07.2018.
10. Mishra AK, Kumar S, Kumar P, Ahmad A, Kumar S, Saha KK, Choudhary MK, Kumar N. Study on Clinical Profile of Dengue Fever in a Tertiary Care Centre of Bihar. Int J Sci Stud 2018;6(5):43-46. Published on Aug 2018.
11. MD. Taqui Ahmad, Govind Kumar, Manisha Kumari. Study on role of imaging Modalities in the diagnosis of Abdominal Tuberculosis in a tertiary care hospital of Bihar. IJSS. IJSS 2018, Vol. 06, Issue No. - 9; 10-15. Published in Dec 2018.
12. Kumar A., Kumar N., Evaluation of Renal Function in Hepatic Failure in the Department of General Medicine, IGIMS, Patna. IMJ, 15 Dec 2018, Vol. - 112, No. - 12, Page No. - 116(A)-118(A).
13. Kumar A., Kumar N., Association of Microalbuminuria with Ischaemic Heart Disease in Non - Diabetic Patients in IGIMS, Patna., IMJ, 15 Dec 2018, Vol. 112, No. 12, 95(A) - 96(A).
14. Deepankar P., Prakash V., Kumar N., Gitanjali. Study of Anemia in Type 2 Diabetes Mellitus without Nephropathy and Its Correlation with HbA1c. IJMSCR 2018.
15. Deepankar P., Kumar A, Kumar N., Gitanjali. Paroxysmal Nocturnal Hemoglobinuria Presenting as Non-Responding Megaloblastic Anemia In an Adult; A Case Report. IJCAR. 2018.
16. Deepankar P., Kumar A., Kumar N., Gitanjali. Malignant Pleural Mesothelioma: Case Report of fatal hemorrhagic pleural effusion. IJMSCR. 2018.
17. Mishra A.K., Kumar S., Kumar P., Ahmad A., Kumar S., Saha K.K., Choudhary M.K., Kumar N. Study on Clinical Profile of Dengue Fever in a Tertiary Care Centre of Bihar. IJSS. 2018.
18. Ansari F.A., Kumar N, Ahmad A, Ram B, A study on hypertension and its correlates of lifestyle habits among the medical students of Indira Gandhi Institute of Medical Sciences, Patna., JMSCR Vol||06||Issue||04||April 2018., Page 1230-1236.
19. Ram B., Kumar N., Ansari F.A., Ahmad A, Choudhary M.K., Akhter J., Prevalence and Drug Utilization Patterns of Cardiovascular Disease in a Tertiary Care Hospital of Bihar - A Prospective and Observational Study. JMSCR Vol||06||Issue||04||April 2018. Page 1082-1087
20. Sharma R.K., Kumar S, Kumari N, Kumar S. Mixed Meningitis due to streptococcus pneumonia and mycobacterium tuberculosis. IJSR, 2018; 7(8):16-18
21. Kumar P, Prakash V, Ahsan S., Chandra K, Kumari A. Clinicobiochemical study of patients with swelling at a tertiary care centre. JMDS. 2018; 7(27):3096-3098. Date of acceptance 23/06/2018.
22. Shankar M., Saha K. K., Kumari S., Tiwari M.K., Kumar A., Kumar P. Utility of bronchoscopy: An experience from a tertiary health care centre of Bihar, India. IJCMR:2454-7379, Vol. 5, Issue 1, Feb 2018
23. Saha K. K., Kumar A., Kumari S., Kumar P., Mishra A. K., Tiwari M. K., Roshan R. A clinical study of dilated cardiomyopathy with correlation to ECG and echocardiography: A cross sectional study. IJSS, Vol 5, Issue 11, Feb 2018
24. Saha K.K., Shankar M, Kumar A., Kumari S., Kumar P., Kumar S., Mishra A.K., Roshan R. Effect of proper life style modifications on the management of type 2 Diabetes Mellitus. IJSS. Vol 5/ Issue 12/ March 2018.
25. Shankar M., Saha K.K., Kumar P., Sharma S., Kumar S. Clinicoradiological and pathological profile of lung cancer patients: An experience from TB. And Chest department of IGIMS, Patna: A tertiary health care centre of Bihar. Mar. 2018, Vol. 5, Issue 12

26. Shankar M., Saha K K, Kumar P, Tiwari M. K.Kumar. Haemoptysis-Aetopathological, Radiological profile and its outcome, ourexperince.S.JEMDS.2018;7(17):2078-2083

#### CHAPTER IN BOOKS

- a) Medicine Update - 2020, Chapter on OSTEOPOROSIS: CURRENT PROSPECTIVE, Author:- Sudhir Kumar, Ritesh Runu, Amit Kumar Mishra.
- b) Medicine Update - 2020, (API Bihar Chapter), DENGUE: CHANGING TRENDS, Amit Kumar Mishra, Sudhir Kumar, Samir Kumar.
- c) Medicine Update - 2020, Chapter on APPROACH TO ACUTE UNDIFFERENTIATED FEBRILE ILLNESS, Manoj Kumar Choudhary, Naresh Kumar
- d) Medicine Update - 2020, Chapter on MEDICAL DISORDER IN PREGNANCY - RECENT UPDATE, Dipali Prasad, Manoj Kumar Choudhary.

#### Academic activities:

Lecture classes, Clinical classes, Seminar, Faculty guest lecture & Journal Club.

**ECHO & TMT** started and Haemodialysis machine installed & will started very soon.

**Subspecialty / Division:** Rheumatology, Haematology & Geriatrics OPD are running.

**Training:** Attended workshop on Trauma & mass casualty in B.H.U Varanasi.

#### RESEARCH (ONGOING):

- 1) Phase III, Open Label, Randomized Trial of Three Single Dose Treatment Regimens of Fungisome<sup>TM</sup> (Either Alone or in Combination with Miltefosine) Compared with Single Dose Treatment Regimen of AmBisome<sup>®</sup>, for Visceral Leishmaniasis(VL) in India.
- 2) Perception among Care Providers And Beneficiaries Regarding Ayushman Bharat Yojana At A Tertiary Care Centre.
- 3) Study on Anatomic Variation of Para Nasal Sinuses Nasal Cavity Based on CT Scan And Its Clinical Correlation.
- 4) Knowledge, Attitudes And Practices Toward Fever Among OPD Patients Of General Medicine Department of IGIMS During Post Lockdown Period
- 5) Clinico-Aetiological Study Of Patients With Acute Confusional State In General Medicine At IGIMS, Patna
- 6) Clinico Etiological Profile of Anemia in Elderly Women at A Tertiary Care Hospital.
- 7) Association between Proteinuria and Cardiovascular Risk Factors among Hypertensive Patients: An Observational and Prospective Study.
- 8) To Study Relationship between Serum Uric Acid Levels and Blood Pressure In Patients With Essential Hypertension.
- 9) Study About Awareness, Knowledge and Attitude Towards Telemedicine Among Health Care Professional In A Tertiary Care Hospital of Bihar And Adjoining Hospitals.
- 10) Study of Spectrum of Acute Kidney Injury In Pregnancy At A Tertiary Care Hospital.
- 11) A Study of Clinical Profile of Acute Febrile Illness during Monsoon and Post Monsoon Period in a Tertiary Centre of Bihar.
- 12) Study of Clinical Profile of Community-Acquired Acute Kidney Injury Defined Using Rife Criteria In IGIMS Patna.
- 13) The Etiology of Fever in Adults Presenting in Department of General Medicine in IGIMS
- 14) Study of Clinical Profile of Enteric Fever at Indira Gandhi Institute of Medical Sciences Patna, Bihar
- 15) Harmonized Diagnostic Assessment of Dementia (DAD) for Longitudinal Aging Study of India (LASI).

**Services rendered:** Patients Outdoor- Indoor HDU & ICU care provided.

**New services and facilities:** HDU, Emergency Medicine, Bed side ECG & indoor bed side Lab started.

**Educational activities:** Theory classes, bed side clinical classes, seminar conducted at regular Interval.

**Courses offered:** M. D, General Medicine

**Departments achievements:** Contribution in Brain dead committee as member & in Emergency Medicine.

#### FACULTY ACHIEVEMENTS:

##### A. Dr. Sudhir Kumar

- a. Selected as Joint Secretary, Bihar API
- b. Bihar API IGIMS Branch was given responsibility to hold BAPICON 2020
- c. Successfully completed and passed EULAR course of Rheumatic disease ( 02 Year Course)

B. Dr. Manoj Kumar Choudhary

a. Editorial Board Member in British Journal of Medical Health Sciences - 2020.

**Photograph of Department/ New Instruments:** Purchase of new instruments under process.



# Department of MICROBIOLOGY

## OUR MISSION:

The Department of Microbiology at IGIMS is constantly delivering its best services to humanity in the fields of diagnostics, research and academics, since its establishment in the year 1985. The Department comprises of many sections which is involved in different tests and procedures for the diagnostic benefit of patients.

The role of Infection control committee and Bacteriology section towards better Infection control practices along with prompt monitoring and judicious use of antibiotics has been playing crucial role in the containment of multiple drug resistant organisms and their infection.

The standardization of Liquid culture and drug sensitivity testing for mycobacteria along with effective planning for development of LPA Lab in the TB section has been helping us to escalate our fight against Tuberculosis, which is most common in Indian population. Virology lab and Immunology lab are involved in performing serological test on triple viral markers; Viral hepatitis; Vector borne infections; viruses of significance in Transplant patients; Rubella and TORCH infections; serological markers of other bacterial and parasitic infections; mantoux test; ADA and other inflammatory markers etc. The molecular tests of virology are being done in the molecular lab.

The Transplant Immunology section has been helping the ongoing transplants at IGIMS by performing timely tests like HLA typing, donor specific antibody and others.

Parasitology & Mycology section has been involved in detection of several causes of GIT infections and fungal infections (Candida, Aspergillosis, Dermatophytes and others) respectively.

The recent outbreak of COVID-19 pandemics has proved to be a challenge for us and we are committed to fight against it and work day and night for the much-needed RT-PCR Tests to help in the containment and control of COVID-19 infection.

Many projects are going on in the Multidisciplinary Research Unit, which will add to the existing knowledge of several disease, their pathology and the modality of their treatment.

The state-of-the-art molecular genomics lab with all the modern equipment will pave the futuristic way for better diagnosis and research in the field of molecular genomics and newly emerging infections.

FACULTY :		
1.	Dr S. K. Shahi	Professor (Superannuated as HOD on 30-06-2020)
2.	Dr. Anima Xess	Professor (Superannuated on 31-01-2020)
3.	Dr. Namrata Kumari-	Professor & HOD
4.	Dr. Shailesh Kumar-	rofessor
5.	Dr. Rakesh Kumar-	Associate Professor
6.	Dr. Nidhi Prasad -	Assistant Professor (Virology)
7.	Dr. Sweta Muni -	Assistant Professor
8.	Dr. Kumar Saurabh -	Assistant Professor
9.	Dr. Randhir Kumar -	Assistant Professor
10.	Dr. Richa Sinha -	Assistant Professor
11.	Dr. Kamlesh Rajpal -	Assistant Professor
SCIENTIST:		
1.	Dr. Abhay Kumar -	Scientist- II
2.	Dr. Rishikesh Kumar	Scientist- I

<b>SENIOR RESIDENT:</b>		
1.	Dr. Pallavi Priya	(2017 - 2020)
2.	Dr. Keshav Kr. Bimal	
3.	Dr. Somya Sinha	
4.	Dr. Vidyut Prakash	
5.	Dr. Neelima Singh	
6.	Dr. Anita	
7.	Dr. Nitali Arun	
<b>JUNIOR RESIDENT:</b>		
1.	Dr. Ashok Kr. Raut	(2017-2020)
2."	Dr. Nazis Ayubi	(2017-2020)
3.	Dr. Shabbir Azad	(2017-2020)
4.	Dr. Babloo Kumar	
5.	Dr. Ajay Kumar Prabhat	
6.	Dr. Amarjeet Singh	
7.	Dr. Sarita Kumari	
8.	Dr. Ravishankar Kumar	
9.	Dr. Amit Arya	
10.	Dr. Sunil Kumar	
11.	Dr. Shabbir Ahmad	
12.	Dr. Shiwani Mishra	
13.	Dr. Donnie C Gangte	
14.	Dr. Nitu Singh	
15.	Dr. Nidhi Nandan	
16.	Dr. Sadia Jabeen	
17.	Dr. Nushrat Jahan	
18.	Dr. Samir Alam	
19.	Dr. Manindra Kr. Divya	
<b>NEW 1ST YEAR Junior Residents (2020 - 2023)</b>		
1.	Dr Zeba Najeeb	
2.	Dr Shrishti Gunjan	
3.	Dr Supriya Kumari	
4.	Dr Gudesh Kumar	
5.	Dr R.K. Priyanka	
6.	Dr Sanjiv Kumar	
7.	Dr Manish Kumar	
<b>TECHNICAL STAFFS:</b>		
1.	Sri John Ambrose Das	(Superannuated on 30-06-2020)
2.	Sri Shashi Bhushan Kumar	
3.	Miss Jyoti Kumari	

LAB ATTENDANT		
1.	Sri Shiv Shankar	(Superannuated on 31st Aug 2020)
2.	Sri Kamal Bharti	

#### SUBSPECIALTY/ DIVISION:

At present the department is having the following sections for its proper and smooth functioning -

- I. Bacteriology & infection control
- II. Mycobacteriology
- III. Clinical Parasitology
- IV. Clinical Immunology
- V. Mycology
- VI. Molecular & Transplant Immunology
- VII. ICTC
- VIII. Virology
- IX. Multi-disciplinary Research Unit
- X. Molecular Genomic Laboratory

#### SERVICES RENDERED - DIAGNOSTIC WORK:

BACTERIOLOGY		
1	Culture & Sensitivity	Urine
		Pus
		Sputum
		Blood, CSF, sterile body fluids
		Others
2	Automated Blood culture, Automated Identification & Sensitivity testing facility	
3	Direct Microscopy	Gram Stain
		Acid Fast Stain
		Wet Mount
		Special Stain
PARASITOLOGY		
1	R/E Stool	4. Concentration techniques in stool microscopy
2	Occult Blood	5. Stool Culture
3	Modified ZN staining	6. Others
MYCOLOGY		
1	Microscopy	KOH mount
		India Ink
2	Fungal Culture	
3	Fungal AST	
MYCOBACTERIOLOGY		
1	Microscopy - ZN stain	Sputum
		Urine
		Other Body Fluid
2	Gene Xpert (CB-NAAT)	
3	MGIT - Liquid culture	

IMMUNOLOGY		
1	R A Factor	
2	CRP	
3	ASO Titre	
4	ANA	
5	R K - 39	
6	Typhi DOT	
7	Widal	
8	Malarial Parasite	
9	MontouxTest	
10	ADA	
11	LeptospiralIgM,IgG	
12	Scrub Typhus Ab	
13	Toxoplasma IgG	
VIROLOGY		
1	HAV IgM	
2	HEV IgM	
3	HbsAg	
4	HbeAg	
5	Hbs Ab	
6	HBc Ab IgM	
7	HBc Ab IgM (Total)	
8	HCV Ab	
9	HIV	
10	Dengue	
11	Chikungunya IgM	
12	Measles AB IgG	
13	Varicella Zoster IgM	
14	CMV Ab IgM	
15	CMV Ab IgG	
16	Rubella IgM	
17	Rubella IgG	
MOLECULAR LAB		
1	Quantitative	HBA DNA
		HCV RNA, CMV DNA
2	HSV genotyping	
3	Qualitative	MTB DNA
4	Epidermal growth factor receptor (EGFR) mutation Analysis	
TRANSPLANT IMMUNOLOGY LAB		
1	HLA typing	by SSP method
		By Luminex (SSO)

2	Donor specific Antibody (DSA)	
3	CDC- Crossmatch	
4	ABO Typing (automated Method)	
5	Antibody Screening (automated Method)	
6	Phenotyping	
	HLA antibody screening,	
	Flow Cross-match	
	Flow-based Stem Cell-Immunophenotyping	

**New services and facilities:**

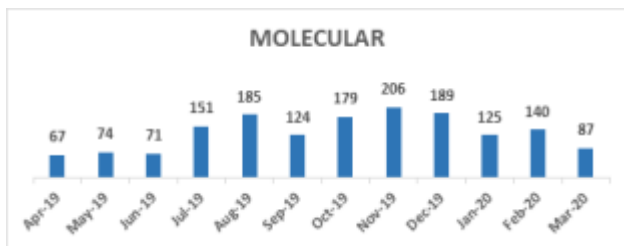
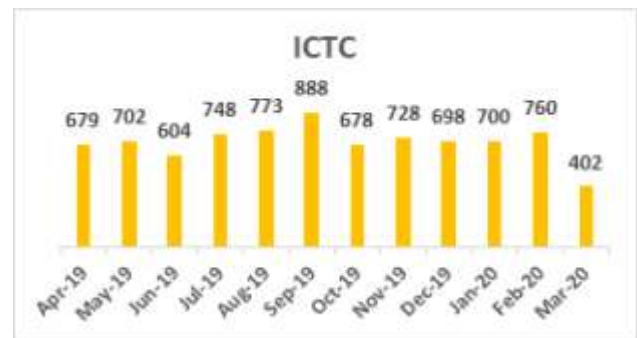
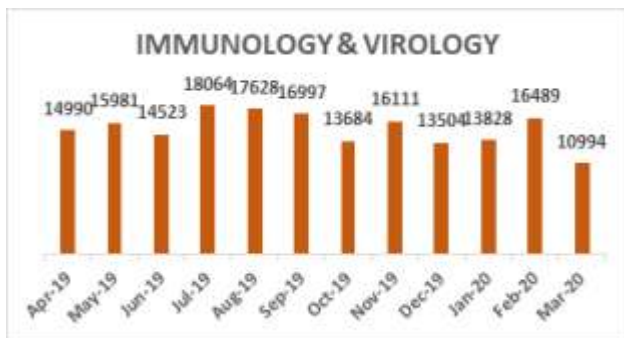
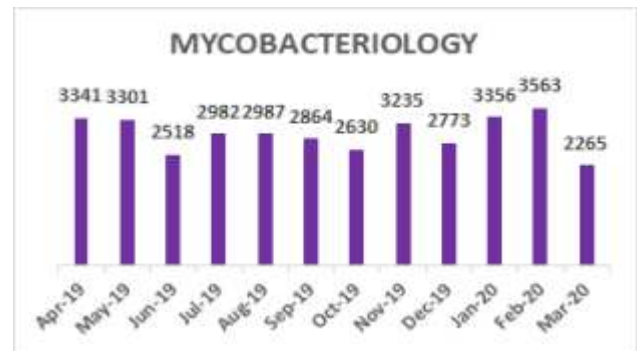
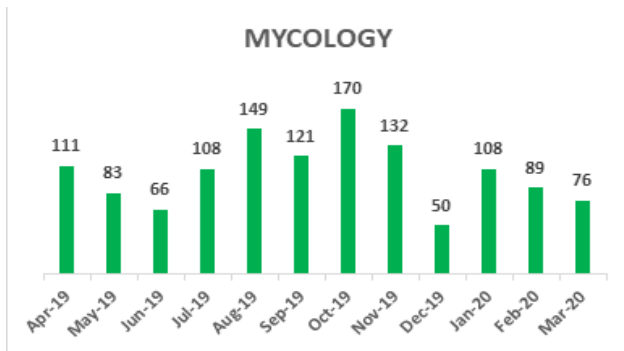
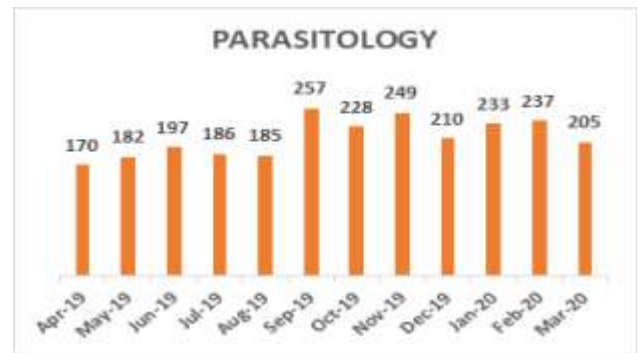
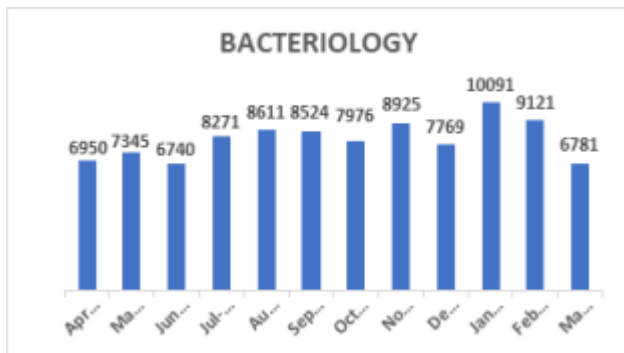
- Bacteriology Section
  - MALDI-TOF
  - VITEK -2
  - BIOFIRE assay (Multiplex PCR)
- Virological tests
  - ICMR funded Congenital Rubella Syndrome (CRS) surveillance program started
  - 4 plate ELISA processor for triple viral marker
- New Immunological
  - Spectrophotometer Semi-autoanalyzer
  - Clostridium difficile toxin by rapid card
  - Cryptococcal antigen deflection rapid kit
- New Molecular
- Automated DNA/RNA Extraction by COBAS Z-480 (by ROCHE)
- Installation of Real time PCR by Qiagen (ROTOR-GENE-Q) \
- Mycobacteriology Section (TB Lab)
  - Accreditation of Liquid culture and Mycobacterial DST (1st Line)
  - Installation of TrueNat and CB-NAAT for SARS-COV-2
- Mycology & Leprosy
  - Introduction of Niger seed agar media for the diagnosis of Cryptococcus neoformans.
  - Establishment of in-house preparation and routine use of 2 percent GMB Muller Hinton agar and introduction of Antifungal susceptibility testing by disc diffusion method for yeasts.
  - Sugar fermentation test for yeasts

**Capital works, new equipments which has been added/ contributing to the development of Department and procedure done:**

- Establishment of Molecular Genomic Laboratory
- Establishment of New PCR Lab (PORTA-CABIN area) especially for SARS-COV-2
- MALDI-TOF, VITEK - 2
- BIOFIRE ASSAY (Multiplex - PCR system), TrueNat, CBNAAT (SARS-COV-2)
- Arrival of Gene Sequencer in the Molecular Genomic Lab with preexisting instruments like Thermocycler, Gel-doc system, Nano-drop, Inverted Microscope, Flow cytometer, Luminex

**Annual progress made in the year 2019-20 - Total Number of Tests done:**





### Lab Statistics (Number of different tests)

Year	Bacteriology	Virology & Immunology	Parasitology	Mycology	Mycobacteriology	ICTC	Molecular & Transplant Immunology Lab
2019-20	97104	182793	2539	1263	35815	8360	1598

### Improved Establishment at IGIMS (in process):

- MDR-TB Lab - Upgradation of 2nd line Culture-DST facility
- MDR-TB Lab - Line Probe Assay Layout approved by CTD GOI
- Multi Disciplinary Research Unit (MDRU) Expansion
- Transplant Immunology Lab. upgradation

- Establishment of Molecular and Genetic Lab
- Virology lab- Full-fledged establishment of CRS Surveillance program and other point of care tests.

**Significant achievements made with regard to new procedures which can add to the name of IGIMS with summary of methods adopted:**

- IGIMS stands at the 2nd position in the state of Bihar in performing COVID-19 RT-PCR tests.
- IGIMS is the only institute in Bihar to be a part of ICMR's Congenital Rubella Syndrome Surveillance Program being conducted at the National level.
- National AMR Surveillance Program ongoing

**Special Departmental achievements:**

- Conducted 2nd Annual state conference of Indian Association of Medical Microbiologists Bihar - Jharkhand chapter, BJMICROCON - 2019, Theme - "Journey from Microscopy to Microarray - Need to move from strategies to action", at Indira Gandhi Institute of Medical Sciences, Sheikhpura, Patna, Bihar from 22nd to 24th November 2019, along with two Workshops:
  - "Updates in TB Diagnosis" on the occasion of BJMICROCON - 2019 (Moderator: Dr Rakesh Kumar, Dr Sweta Muni)
  - "Clinical application of Flow cytometry in Cell Biology and Immunology" on the occasion of BJMICROCON - 2019 (Moderator: Dr Richa Sinha, Dr Abhay Kumar)
- Conducted DNB Microbiology Exam for the first time.
- Second Institute to start RT-PCR for COVID-19 after getting accreditation from ICMR, New Delhi.
- Achieved 100% score in the ongoing IAMM EQAS program.
- Renewal of ongoing National AMR Surveillance Program by NCDC, New Delhi.

**Courses offered:**

**Graduate Medical Course:**

MBBS

**Post-Graduate Degree courses :**

MD (Microbiology)

Ph.D (Medical Microbiology)

**Paramedical courses:**

B.Sc MLT

**Short Term Training:**

For job/Summer training

Internship in MLT

**Academic/Educational activities:**

The department is actively involved in various courses in which students are being taught by experienced and dedicated group of faculties. The academic activities include:

- Routine Bench side teaching in the Laboratory.
- Teaching and training of other para-medical courses.
- Senior residency, job training of B. Sc Biotechnology and internship programs are also being conducted.
- "Departmental academic meeting" in the form of Seminars & Journal club on every Monday and Thursday.
- Representation from the Department in Institutional Common Academic Program, whenever allotted.

**Publication:**

- Sweta Muni, Rakesh Kumar, Shailesh Kumar, Vidyut Prakash, Namrata Kumari, SK Shahi, Deepak Pankaj. Current Trends of Various Candida Coinfection using KB006Hi Candida Kit and CHROM Agar in Pulmonary Tuberculosis Patients at a Tertiary Health Care Center in Patna. International Journal of Scientific study. 2019; 7(3); 5-8.
- Rakesh Kumar, Shailesh Kumar, Somya Sinha, Sweta Muni, Namrata Kumari, Shahi SK. The impact of ART therapy in evolution of parasitic diarrhoea in seropositive patients. International Journal of Current Research. 2019; 11(8), 6115-6118.
- Rakesh Kumar, Sweta Muni, Somya Sinha, Shailesh Kumar and S.K.Shahi. The Incidence of Tuberculosis and Various Factors Associated with Tuberculosis in Seropositive Patients. Int J Curr Microbiol App Sci. 2019; 8(7):1690-1694.

- IV. Azad MS, Kumari N, Sinha R, Saurabh K, Shahi SK, Multi-drug resistant Gram-negative bacilli in lower respiratory tract infections at IGIMS, Patna: a tertiary care hospital. JIGIMS, February 2020, vol. 6 (1): 50 - 53
- V. Arya LK, Kumar M, Priya P, Saurabh K, Kumari N. Isolation and Identification of Klebsiella pneumoniae from a milk sample. The Indian Veterinary journal, January 2020
- VI. Prakash Prem, Rajpal Kamlesh, Mahto S.P. (2019). "IgM Capture ELISA Co-positivity of Dengue Virus and Japanese Encephalitis Virus in a Tertiary Care Hospital in Bihar". Indian Medical Journal, 113 (10): 53(A)-55(A).
- VII. Shailesh Kumar, Vidyut Prakash, Rakesh Kumar, Ashok Kumar Raut, Kamlesh Rajpal, Reecha Singh, S.K.Shahi, Utilization of Blood and its components in tertiary care Hospital of Eastern India Asian Pac. J. Health Sci., 2019; 6(2):29-35
- VIII. Dr. Wasim Ahmad, Dr. Vidyut Prakash, Dr. Namrata Kumari, Dr. Ashish Kumar Jha. Bacteriological Profile and their Antibiotics Sensitivity of Ascitic Fluid in Patients of Cirrhosis in a Tertiary Care Hospital Patna, Bihar, International Journal of Medical Science and Innovative Research (IJMSIR) Volume - 2019; 4 (1): 12 - 17
- IX. Dr. Wasim Ahmad, Dr. Vidyut Prakash, Dr. Randheer Kumar, Dr. Shailesh Kumar, Dr. Anima Xess, Prevalence of Intestinal Parasitic Infection in Patients Attending Tertiary Care Hospitals of Patna, Bihar, Sch. J. App. Med. Sci., Dec, 2018; 6(12): 4977-4981
- X. Sweta Muni, Rakesh Kumar, Shailesh Kumar, Vidyut Prakash, Namrata Kumari, S K Shahi, Deepak Pankaj, Current Trends of Various Candida Coinfection using KB006Hi Candida Kit and CHROM Agar in Pulmonary Tuberculosis Patients at a Tertiary Health Care center in Patna, Sch. J. App. Med. Sci., Dec, 2018; 6(12): 4977-4981
- XI. Ashish Kumar Jha, Praveen Jha, Madhur Chaudhary, Shailesh Kumar. Vidyut Prakash and Vishwa Mohan Dayal, The relation of toddy (palm wine) intake to amoebic liver abscess in a predominantly toddy-drinking population: a cross-sectional study, Tropical Doctor 0(0) 1-4 DOI: 10.1177/0049475519840242.
- XII. Dr. Vidyut Prakash, Dr. Nidhi Prasad, Dr. Dipali Prasad, Dr. S. K. Shahi, Hepatitis B Virus Seroprevalence amongst Pregnant Women Attending Antenatal Clinics of a Tertiary Care Centre of Bihar, Scholars Journal of Applied Medical Sciences, Received: 13.01.2020 | Accepted: 20.01.2020 | Published: 08.02.2020.
- XIII. Nazish Ayubi, Nidhi Prasad, Vidyut Prakash, Keshav K. Bimal, Rakesh Kumar, Shailesh Kumar, Anima Xess, Amit Mishra, Epidemiological Study of Dengue Fever at a Tertiary Care Center in Patna (Received: 13.02.2020 | Accepted: 21.02.2020 | Published: 29.02.2020)
- XIV. Dipali Prasad, Nidhi Prasad, Vidyut Prakash, Sadia Parveen, Urvashi Mishra, Sero-prevalence of unvaccinated adolescent girls susceptible to rubella virus infection seen in a tertiary care hospital of Patna, Bihar, India. (Received: 17 February 2020 Revised: 19 March 2020 Accepted: 27 March 2020)
- XV. Suprakash Das, Mukesh Azad, Keshav Kr. Bimal, Vikash Oron, Antimicrobial Susceptibility Pattern of Pseudomonas aeruginosa with special reference to ESBL producers from various clinical samples at a tertiary care centre in Bihar. International journal of Research and Review vol. 7; issue: 1; January 2020.
- XVI. Prasad PV, Sandhu BK, Kumar A, Kamboj D and Tule VK. Panacea for Gynaecological Cancers: pH-Sensitive Nanomedicine. Adv Nanoscience Nanotec, 2019, 3(3): 1-10
- XVII. Kumar A, Kamboj D, Kumari M, Prasad PV. COVID-19 Prevention using Vitamin C is Avouched!! American J Clin Anat Physiol. 2020; 2(1): 048-052.
- XVIII. RK Topno, M Madhukar, K Pandey, Rishikesh Kumar, VN Rabidas, M Kumar, P Das, False Positivity of rK39 Test in Five Chronic Myeloid Leukemia Cases from Bihar, India: A Possible Challenge to Leishmaniasis Diagnosis, The American Journal of Tropical Medicine and Hygiene, tpm200301 IF: 2.4

#### Research (Ongoing):

(Note: Thesis project of final year PG students have been completed, which were mentioned in last year's annual report.)

- I. Whole Genome Sequencing of antibiotic-resistant bacterial isolates from Bihar to decipher the molecular effectors behind the resistance (PI - Dr. Namrata Kumari, Prof. & HOD)
- II. Whole Genome Sequencing of Carbapenemase producing gram negative bacteria in a tertiary health care setting of Bihar (PI - Dr. Namrata Kumari, Prof. & HOD)
- III. Serum Galactomannan assay for diagnosis of Invasive Aspergillosis. (PI - Dr. Shailesh Kumar, Prof.)
- IV. Prevalence and pattern of tuberculosis among homeless people living in Patna, Bihar. (PI - Dr. Rakesh Kumar, Assoc. Prof.)
- V. Determination of CMV immune status of solid organ transplant donors and Recipients at IGIMS, Patna. (PI - Dr Nidhi Prasad, Asst Prof.)

- VI. Primary and Probable Secondary Dengue Virus (DV) Infection- a cross sectional seroprevalence study at IGIMS, Patna,Bihar. (PI - Dr Nidhi Prasad, Asst Prof.)
- VII. HBV, HCV infections in patients presenting with hepatitis/ suspected hepatitis/ cirrhosis/ hepatocellular carcinoma at IGIMS, Patna - A single center study.(PI - Dr Nidhi Prasad, Asst Prof.)
- VIII. Etiologies and risk factors associated with Head and neck, oral and nasopharyngeal cancers- A hospital based observational study.(PI - Dr Nidhi Prasad, Asst Prof.)
- IX. Evaluation of Gene-Xpert in Paediatric Tuberculous meningitis cases: A Hospital based study. (PI - Dr Sweta Muni, Asst Prof.)
- X. Knowledge, Attitude, and Practice of Hand Hygiene among Medical and Nursing Students at a Tertiary Health Care Centre in Bihar, India. (PI - Dr Kumar Saurabh, Asst Prof.)
- XI. Significance of routine use of anaerobic blood culture bottles in diagnosing bacteremia in adult patients: an observation at a tertiary care hospital in Bihar. (PI - Dr Kumar Saurabh, Asst Prof.)
- XII. Role of Tzank Microscopy for detection of vesiculo-bullous skin lesions and active genital herpes- a pilot study in tertiary case hospital Bihar. (PI - Dr Randhir Kumar, Asst Prof.)
- XIII. Prevalence of Antibiotic associated diarrhea by Clostridium difficile through detection by toxins in a tertiary Care hospital, Patna. (PI - Dr Randhir Kumar, Asst Prof.)
- XIV. Comparison of seven different liquid media for Germ tube test for Candida albicans. (PI - Dr Kamlesh Rajpal, Asst Prof.)
- XV. Distribution of Genotypes and identification of different strains with new strain of Dengue Virus in tertiary care unit of Bihar by Next Generation Sequencing Analysis (PI - Dr Rishikesh Kumar, Scientist - II)
- XVI. Development of nanotechnology based combinational drug delivery system against visceral leishmaniasis (PI - Dr Rishikesh Kumar, Scientist - II)
- XVII. Incidence of suspected Carbapenemase producer among Enterobacteriaceae by using modified carbapenem inactivation method at a tertiary care hospital of Bihar (PI - Dr Vidyut Prakash, SR)
- XVIII. Spectrum of chemotherapy induced fungal infection in cancer patient. (PI - Dr Vidyut Prakash, SR)
- XIX. Comparison of efficacy of commercially available RNA extraction kits/methods prior to detection of SARS-COV-2 by RT-PCR using nasopharyngeal swab: an experimental study at a tertiary care centre of Bihar. (PI - Dr Vidyut Prakash, SR)
- XX. Comparative study of Gene Xpert with ZN stain and liquid culture in tuberculous pleural effusion at a tertiary care centre of Bihar. (PI - Dr. Keshav Kumar Bimal, SR)
- XXI. Prevalence of HAV and HEV infection in the patients presenting with AVH in IGIMS, Patna. (PI - Dr Neelima Singh, SR)
- XXII. Detection of beta lactamase production and MRSA isolated from various clinical samples at IGIMS, Patna. (PI - Dr Neelima Singh, SR)
- XXIII. Diagnostic value of adenosine deaminase activity in extra pulmonary tuberculosis in a tertiary care hospital, Bihar. (PI - Dr Nitali Arun, SR)
- XXIV. Study of comparison of various microbiological test for diagnosis of Extra pulmonary Tuberculosis in a tertiary care Hospital in Bihar (PI- Dr. Anita, SR)
- XXV. Association of sputum Smear and Culture conversion with treatment outcome in patients of MDR Pulmonary Tuberculosis on short-course regimen. (PI - Dr. Nitu Singh, PGT, 2019-2022)
- XXVI. Evaluation of RT-PCR, Liquid Culture (MGIT 960) & Gene Xpert of endometrial aspirate and its correlation with hysteroscopic finding in the diagnosis of tuberculosis in subfertile women at IGIMS, Patna. (PI - Dr. Nidhi Nandan, PGT, 2019-2022)
- XXVII. Prevalence of dengue serotype in patients treated at IGIMS, Patna. (PI - Dr. Nusrat Jahan, PGT, Microbiology 2019-2022)
- XXVIII. Detection and Characterization of Vancomycin Resistant enterococcus from various clinical samples of admitted patient at IGIMS, Patna. (PI - Dr. Shiwani Mishra, PGT, 2019-2022)
- XXIX. Detection and correlation of fecal occult Blood among patient with Gastrointestinal Parasitic Infections attending IGIMS, Patna. (PI - Dr. Sadia Jabeen, PGT, 2019-2022)
- XXX. Disease profile with its updated diagnostic assay in Leprosy patients attending IGIMS, Patna. A tertiary care hospital of Bihar. (PI - Dr. Samir Alam, PGT, 2019-2022)
- XXXI. Comparative study of Gene Xpert and TB culture (MGIT960) method for detection of Mycobacterium Tuberculosis and Rifampicin resistance in non-respiratory clinical samples from paediatric patients in a tertiary care hospital (PI - Dr. Donnie C Gangte, PGT, 2019-2022) - ICMR PROJECT

XXXII. Incidence Risk Factors: Microbial spectrum and its Antimicrobial sensitivity pattern in surgical site infection at IGIMS, Patna. (PI - Dr. Manindra Kumar Divya, PGT, 2019-2022)

**Faculty achievements (Conference/CME attended/Paper presented/Membership/Extra-curricular):**

**Dr. S. K. Shahi, Prof. (Superannuated as HOD on 30-06-2020):**

Worked as Nodal Officer, Covid-19, IGIMS.

Conducted BJMICROCON 2019 as "Organizing Chairman" at Indira Gandhi Institute of Medical Sciences, Sheikhpura, Patna, Bihar from 22nd to 24th November 2019.

Chaired a session on "Gut Microbiota" in 43rd National Conference of IAMM (MICROCON), from 29th November to 1st December 2019, at Nehru Convention Centre, Worli, Mumbai.

**Prof. (Dr.) Namrata Kumari (Currently HOD):**

Presented Poster title "Study of bacterial profile of isolates from pyogenic samples at a tertiary care hospital of Patna" in 2nd BJMICROCON 2019, IGIMS Patna.

Poster presentation on "Serological evidence of Scrub Typhus among Pyrexia of unknown origin cases at a tertiary hospital in Bihar." in 43rd National Conference of IAMM (MICROCON), from 29th November to 1st December 2019, at Nehru Convention Centre, Worli, Mumbai.

Attended CME on CLSI Update, venue: LTMMCH, Mumbai, on 28.11.2019

Appointed as Warden of MBBS Girls' Hostel.

Appointed as Associate Dean, Research, IGIMS, Patna.

**Dr. Shailesh Kumar**

Presented Poster title "Hemophagocytic Lymphohistiocytosis (HLH) - a rare complication in Dengue fever" in 2nd BJMICROCON 2019, IGIMS Patna.

**Dr. Rakesh Kumar**

Life member of IAMM in 2019. (LM-3315/19)

Presented Poster title "Primary Tuberculosis of anterior chest wall - a case report from tertiary care hospital" in 43rd National Conference of IAMM (MICROCON), from 29th November to 1st December 2019, at Nehru Convention Centre, Worli, Mumbai.

Participated in STF Bihar workshop of TB in 2019.

**Dr. Nidhi Prasad**

Awarded Best Performance on day 10.4.19 during the National Workshop on Human Viral Disease held from 10-13 April, 2019 organized by Department of Microbiology and State VRDL, AIIMS, Raipur.

First prize in preconference Workshop Quiz in the Medical Education Conference and Workshop 2020, organized by MEU, AIIMS, Bhubaneswar.

Honoured for being invited to Judge the scientific poster presentation in the International Conference of Virology held at Indian National Science Academy, New Delhi, India from 18-20 Feb, 2020.

Scientific poster /paper/ guest lecture presentation:

- "Trend of HIV infection at ICTC in a tertiary care hospital in Eastern India: Retrospective study" at MECON 2020 at AIIMS Bhubaneswar.
- "High Seroprevalence of infertile women susceptible to rubella virus infection: time to introduce guidelines to screen and vaccinate all susceptible females before planning conception" at International Conference of Virology Intervirocon 2020 from 18th-20th february, 2020.
- Awareness lectures "Dengue virus - an update" and "Covid-19 prevention" at CME organized by SSB, Patna Frontier on 03.12.19 and 04.03.2020 respectively.

**Dr. Sweta Muni**

■ Poster title "Primary breast Tuberculosis presenting as a lump - a refractory case report from Eastern India" in 2nd BJMICROCON 2019, IGIMS Patna.

■ Poster title "Post menopausal pyometra caused by Endometrial Tuberculosis - a case report" in 43rd Annual conference of IAMM, MICROCON-2019, at Nehru Centre, Worli, Mumbai. (POSTER)

■ As delegate in BJ-ISG-GASTROCON by ISG Bihar Jharkhand on 1st - 2nd June 2019 at IGIMS Patna.

■ Participated in STF Bihar workshop of TB in 2019.

■ Extra- curricular: Won 2nd prize in Badminton (doubles) in Institutional Foundation day.

#### **Dr. Kumar Saurabh**

- Became Life member of Society for Indian Human and Animal Mycologists (SIHAM) in 2019. (LM-533)
- Guest faculty/member of panel discussion (Topic- "Intervention strategies to control soil transmitted helminthiasis")/Judge of scientific posters in 3rd Rajasthan chapter of IATP, AIIMS Jodhpur, on 5 - 6th April 2019.
- Poster title "Prevalence and antibiotic susceptibility pattern of coagulase negative staphylococcus (CoNS) among cases of neonatal septicemia at a tertiary care hospital in Bihar" in 2nd BJMICROCON 2019, IGIMS Patna.
- Poster title "Microbial spectrum and drug sensitivity profile of isolates causing bloodstream infection at a tertiary care centre in Bihar" in 43rd Annual conference of IAMM, MICROCON-2019, at Nehru Centre, Worli, Mumbai. (POSTER)
- CME on "Antimicrobial Stewardship - Practical approaches to planning and implementation" organized by Department of Microbiology, Seth G.S Medical College and K.E.M Hospital, Parel, on 28th November 2019.
- GUEST SPEAKER (Topic: "Selection of Antibiotics in Culture") in XVth Annual conference of IAPM Bihar chapter organised by IAPM Darbhanga, Bihar on 18th & 19th January 2020.
- Extra- curricular: Won 2nd prize in Table Tennis (doubles) in Institutional Foundation day.

#### **Dr Randhir Kumar**

- Became Life member of SIHAM (LM-573), IAMM (LM - 2657/19), IIS (LM/IIS/845/01/20)
- Poster titled "An unusual clinical presentation in case of secondary Syphilis - a case report" in 2nd BJMICROCON 2019, IGIMS Patna.

#### **Dr. Richa Sinha**

- Life membership of IAMM (LM - 3338/19), IATP (LM - 587) and SIHAM (LM - 532) in 2019
- ICMR STS Project in the year 2019. Title: Assessment of knowledge, attitude and practices regarding awareness of BIOMEDICAL WASTE MANAGEMENT among health care professional in a tertiary care centre in Patna: Across sectional survey. Reference ID- 2019 - 09495 (Approved and completed)
- Poster titled "Antibiotic sensitivity pattern of clinical isolates of Proteus species with special reference to ESBL and Amp C production" in 2nd BJMICROCON 2019, IGIMS Patna.
- Extra- curricular: Stage conduction in CME/Conferences.

#### **Dr Kamlesh Rajpal**

- Life member of Society for Indian Human and Animal Mycologists (SIHAM) in 2019. (LM-531)
- Poster title "Spectrum of mycotic keratitis in Bihar - a study from a tertiary care hospital" in 2nd BJMICROCON 2019, IGIMS Patna.
- Poster titled "Curvularia species emerging as a common cause of Keratitis and corneal ulcer - a one year experience from a tertiary care hospital in Bihar" in 13th National Conference of SIHAM at AIIMS Jodhpur from 12-02-2020 to 15-02-2020.

#### **Dr Abhay Kumar**

- Co-PI in the Project - Metabolically activated macrophages (MMe) in obesity and diabetes: a pilot population survey and in vitro characterization (Project approved by ICMR, Proposal ID : 2020-1390) [PI: Dr Sanjeev Kumar, Baroda University]

#### **Dr Rishikesh Kumar**

- Submitted a project to ICMR for Extramural funding - "Development of nanotechnology based targeted drug delivery system to overcome the drug resistance against visceral leishmaniasis". (Budget-32 lakhs)
- Poster title "Virostatic potential of peptide coated Iron oxide nano-particles based anti-viral activity against H1N1 Influenza-A virus" in 2nd BJMICROCON 2019, IGIMS Patna.

#### **Training:**

1. Workshop on "Surveillance of Health Care Associated Infection", Venue: Breach Candy Hospital Trust, Mumbai, Date: 27.11.2019 (Dr Namrata Kumari, Prof & HOD)
2. Participated in LIMS (Laboratory information management system) on site demonstration training for implementation done at IGIMS Patna. (Dr Sweta Muni, Asst. Prof.)
3. Participated in Induction training workshop for Laboratory based AMR Surveillance - Phase IV sites under National AMR Surveillance Network, organized by NCDC at Conference hall (I-Meet V), IBIS Hotel Aerocity, New Delhi, on 4th - 5th December 2019. (Dr Namrata Kumari, Prof & HOD; Dr Kumar Saurabh, Asst. Prof.)
4. Attended workshop on "QC in Clinical Bacteriology" organized by Department of Microbiology, Seth G.S Medical College and K.E.M Hospital, Parel, on 27th November 2019. (Dr Kumar Saurabh, Asst. Prof.)

5. Attended Quality management system & internal audit in medical laboratories, 19th -22nd Dec 2019 360 diagnostics pvt, New Delhi (Dr Randhir Kumar, Asst. prof.)
6. Attended workshop on "Identification and antifungal susceptibility testing for yeasts and moulds." in AIIMS Jodhpur from 11-2-2020 to 12-02-2020. (Dr Kamlesh Rajpal, Asst. Prof.)
7. Flow Cytometric Analysis of Hematologic Malignancies conducted by Beckman Coulter (Dr Abhay, Scientist - II)
8. Hands-on-training on Next Generation Sequencing (NGS) conducted by Premas Life Sciences (Dr Abhay, Scientist - II)


**Photograph of Department/ New Instruments  
Department of Microbiology**



**COBAS Z-480 (Automated DNA/RNA Extraction Instrument)**



**BIOFIRE (MULTIPLEX PCR INSTRUMENT)**



VITEK - 2 (for Automated Bacterial/Fungal Identification & Antimicrobial Sensitivity testing)



NEW ELISA READER



PCR Instrument by QIAGEN (ROTOR-GENE-Q)



Matrix Assisted Laser Desorption Ionization -  
Time of Flight (MALDI- TOF) :  
(For Automated Bacterial/Fungal Identification)



## Blood Bank : A Unit of Department of Microbiology

The Blood Bank at IGIMS is constantly striving to deliver quality services to the humanity in the field of treatment, research and academics since its establishment in the year 1985. Oflate blood bank under the guidance and mentorship of Dr. S. K. Shahi Professor & Head Microbiology, has undergone comprehensive and multifaceted development which makes it an exemplary unit in Bihar and its neighboring region.

FACULTY:	
Dr S. K. Shahi	Professor & Head (Microbiology)
Dr. Shailesh Kumar	Professor
Technical Staffs:	
Md. Aftab Alam	
Sri Jawahar Lal	
Sri Dhananjay Singh	
Sri Manoj Bharati	
Sri Ignesis Kerketta	
Sri Shashi Bhushan	
Sri Vimal Prakash	
Lab Attendant	
Sri Shiv Kumar Yadav	
Sri S. S. Tiwari	
Sri Om Prakash Shastri	

**At present the department is having the following sections for its proper and smooth functioning :**

- I. Serology
- II. Component preparation
- III. Aphaeresis
- IV. Immuno- Hematology
- V. TTI

### Highlights of Achievement :

- Highest blood collection in Bihar
- VBD camp: 22
- Plasma exchange: 02
- Plateletpheresis: 34
- Plasmapheresis: 22
- Cryoprecipitate : 18
- Blood Bank, IGIMS, Patna, has been awarded for highest blood collection in Bihar from BSACS, Patna.
- Blood Bank has supplied 102 unit blood and its product to liver transplant patients without replacement.
- Initiated e-Blood Bank

### Courses / Training offered:

- Nodal center for training of Medical Officers and Lab. Technicians of NACO supported Blood Bank of Bihar.



# Department of NEPHROLOGY



FACULTY:		
1.	Dr. Om Kumar, Professor & Head	
2.	Dr. Amresh Krishna, Associate Professor	
3.	Dr. Harsh Vardhan, Associate Professor	
4.	Dr. Pritpal Singh, Associate Professor	
SENIOR RESIDENT:		
1.	Dr. Abhigyan Kumar	
2.	Dr. Satyam Mohan	
3.	Dr. Sujay Ranjan	
4.	Dr. Kunal	
5.	Dr. Abhay Kumar	
JUNIOR-RESIDENT:		
1.	Dr. Amish Kumar	
2.	Dr. Abha Prakash	
3.	Dr. Chandan Kumar	
4.	Dr. Madan Kumar	
5.	Dr. Sudhanshu Shekhar	
6.	Dr. Kamlesh Kumar	
TECHNICAL SUPPORT:		
1.	Mr. Nirmal Bahadur, Technical Assistant.	
2.	Mr. Ajay Kr. Sahini, Lab Technician.	

**EDUCATION:** Diploma in Dialysis technology-2 Yrs course.  
Got permission from MCI to Start DM Nephrology programme from 2019 session.

**CONTINUING MEDICAL EDUCATION:**  
Ward Teaching Round All Week Days.  
Departmental Seminars.  
Case Presentation.  
Journal Club.  
Dialysis Meets-Mortality meets (departmental).  
Transplant Follow Up Clinic and Teaching.  
Common Academic Programme of The Institute-  
Monthly mortality meeting.  
Patient Education Programme.

## CONFERENCES / SYMPOSIUM / WORKSHOP :

Sl.	Name of faculty	Conferences attended	Lectures delivered	Others
1.	Dr Om Kumar	North east Nephrology Conference at Dimapur Nagaland 2019		
		ISNCON 2019		
		16 Congress of the asian society of transplant		
		ISNEASTCON /ISNEZ 2019-12-17		
		ISN (East Zone)		
		at Shillong (Meghalaya)2019		
		ISNEZ at Imphal		
		49 Annual Conference of ISN at 2019		
		ISNCON at Bhuwaneswar 2018		
		ISN EASTCON at imphal 2018		
2	Dr Amresh Krishna	North east Nephrology Conference at Dimapur Nagaland 2019		
		ISNCON 2019		
		49 Annual Conference of ISN at 2019		
		ISNCON at Bhuwaneswar 2018		
		ISN EASTCON at imphal 2018		
		International CME on Glomerular diseases,SGPGI, Lucknow		
3	Dr Harsh Vardhan	ISNCON 2019		
		16 Congress of the asian society of transplant		
		International CME on Glomerular diseases SGPGI, Lucknow		
4	Dr Prit Pal Singh	International CME on Glomerular diseases SGPGI, Lucknow		

## OPD AND SPECIALITY CLINIC :

All Six Days in a Week.

New Registration : 11996

Old Registration : 28063

Emergency Registration : 865

-----  
**Total: 40924**

No. of Admission:-

General Ward : 874

Private Ward : 1113

Emergency Ward : 923

-----  
**Total: 2910**

No. of Death - Total: 228

## SPECIALIZED CARE :

Transplant Follow Up : 793

Haemodialysis : 6128

Renal Biopsy : 235

Plasmapheresis : 17  
Kidney transplantation: 20

-----  
**Total: 7193**

**Current Progress** : Started most awaited facility Renal Transplantation at IGIMS and continued with successful renal transplantation program with 65 successful transplant till date and continuously improving follow - ups of transplant patients.

**FUTURE PLAN :**

- To increase the strength of A.K Unit & have 24 HD Machine
- To start P.D. Unit and CAPD programme.
- To start the DNB course in Nephrology.
- To start cadaveric renal transplantation at IGIMS.





# Department of NEUROLOGY



**Our Mission :** Department of neurology strives to improve the care of patients with neurologic disease in the state of Bihar and region to make the world ever better for patients and families with neurological disorders. We also want to provide the highest quality service in neurological patient care and education and to perform the highest quality research in clinical science, education, and basic science. Department also offers training to medical students, residents and neurotechnicians. Our aim is to be recognized leader in neurological patient care, education, and research in the state and region.

FACULTY		
1	Dr. Ashok Kumar	Professor & Head of Dept.
2	Dr. Abhay Ranjan	Associate Professor
3	Dr. Janardan	Assistant Professor
4	Dr. Sanjeev Kumar	Assistant Professor
5	Dr. Anand Kumar Rai	Assistant Professor
DM STUDENT (Neurology)		
1	Dr. Sanaullah Mudassir	
2	Dr. Bhagyashri B Wankhade	
3	Dr. Salonke Ramdas Pandurangrao	
4	Dr. Abhishek Kumar	
5	Dr. Nitin Kumar Panday	
6	Dr. Panjwani Ankit Rajkumar	
PhD. STUDENTS (Neurology)		
1	Mr Binay Kumar Pandey	
SENIOR RESIDENTS		
1	Dr. Nishant Kumar	
2	Dr. Chandan Kumar	
3	Dr. Kumar Abhinav	
JUNIOR RESIDENTS		
1.	Dr. Shalini Singh	
STAFF		
1	Elizabeth Benagmin	
2	Sunil Kumar	
3	Shilpi Kumari	
4	Rupesh Kumar	
5	Shambhavi	
6	Md. Suleman	
7	Nirmal Kr. Mishra	
8	Deepak Kumar	
9	Raju Kumar Singh	

10	Harsh Kumar	
11	Rohit Kumar	

#### 4. Clinical Expertise :

Epilepsy, movement Disorders, Headache, Neuromuscular diseases, Stroke, Dementia, Neuroelectro-physiology.

#### 5. Annual Progress made in the year 2019-2020

##### PATIENT CARE

##### OUTDOOR SERVICES

Following Services were Rendered

OPD	2019-2020
New Registration	32888
Old Registration	35276
Emergency Registration	335

##### Indoor Services

Admission in ward	2019-2020
General Wards	1020
Private Wards	1061
Emergency	1672
Death	330

##### Lab Services

Tests	2019-2020
EEG	2239
Portable EEG	59
Polysomnography (PSG)	22
EMG	98
NCV	2755
VEP	472
LUMBER PUNCTURE	217
RNS	40
OTHER	21

#### 6 Significant achievements made with regard to new procedure which can add to the name of IGIMS with summary of methods adopted.

- Continuous EEG (EEG) in ICU
- Polysomnography (PSG)
- Nerve and Muscle Biopsy for the diagnosis of neuropathy and myopathy
- Respectively
- Botox Injections for different movement disorders and spasticity

#### Number of publications made during the current year with year names of the journal in Vancouver's style.

- Ranjan A. Adjunctive Antioxidant Therapy in Neurologic Wilson's Disease Improves the Outcomes. J MolNeurosci. 2020 ;70(3):378-385.
- Ranjan A. A case of baclofen induced myoclonus. J Indira Gandhi Inst Med Sci.2019 Aug;5(2):190-1 .
- Ranjan A..Psychiatric comorbidity in headache patients in a tertiary care hospital of eastern india, international journal of scientific research 2020;9(6):63-4.

- Kumar A, Rai AK. Cerebral Venous Thrombosis. Raghunathan L N, Reviews in Neurology. New Delhi: Wolters Kluwer; 2019. 245-252.

#### Academic activities

Journal club  
Seminars.  
Case presentations.  
Departmental presentation in institute academic activities  
Ward round/Bed side teaching.  
Teaching of Residents (Post MD), MBBS students, B.sc NT students

#### Capital works, new equipment which has been added/contributing to the Development of department and procedures done.

EEG machine, Video EEG, Polysomnography (PSG)  
NCS and EMG machine

#### Subspecialty/Division

Headache clinic  
Movement disorders clinic.  
Epilepsy clinic  
Neuromuscular disorder clinic.  
Dementia clinic.

#### Training

DM Neurology, P.hD Neurophysiology, B.sc Neurotechnology, Diploma in Neurotechnology, Senior residents,

#### Research

1. Clinical and Demographic profile of person with epilepsy from a tertiary care center in Bihar.

#### Services rendered

OPD patients, Indoor patients, Emergency, ICU care, Neurophysiology lab

#### New services and facilities

EEG, Video EEG, PSG, NCV, EMG, VEP Tests.  
Injections for CTS, Botox for various movement disorders.

#### Educational activities:

DM class, MBBS classes. B.sc Neuro-technology Classes, DNT classes

**Courses offered:** DM (Neurology), PhD (Neurophysiology), DNT, B.sc Neuro-technology (B.sc NT)

#### Department achievements

Organized Neurology Update Patna 2019 on 10th November 2019  
Must Know Neurology for Orthopedicians 2019 on 17th November 2019.  
Workshop for Neuro technicians on -----2019  
Basic EEG course for DM Students on ----- 2019

#### Faculty achievements.

1. Dr Ashok Kumar delivered lecture on "EEG in ICU" at Neurology Update 2019 at Jaipur on 29th June 2019.
2. Dr Ashok Kumar delivered lecture on "Pediatric Neurology- Interesting cases" at NATPEDICON 2019 at Raipur On 18th June 2019.
4. Dr Ashok Kumar delivered lecture on "Neuropathic Pain" at Neurology Update Patna 2019 on 10th November 2019
5. Dr Ashok Kumar delivered lecture on "Dystonia, Chorea and Myoclonus" at CME of IMA at Jamui on 26th May 2019.
6. Dr Ashok Kumar chaired session at ECON 2019 Delhi in February 2019. .
7. Dr Ashok Kumar chaired session at Neurology Update Patna 2019 on 10 November 2019.
8. Dr Ashok Kumar chaired session at Neurology Update Chennai 2019 on 5th January 2019.
9. Dr Ashok Kumar chaired session at KAN 2019, Kochin in July 2019.



10. Dr Ashok Kumar served as Chairman, CME Committee. IGIMS Institute Day Celebration 2018 and 2019
11. Dr Ashok Kumar was organizing Secretary of Neurology Update 2018 held on 18th November 2018, Neurology Update 2019 held on 10th November 2019 and Must Know Neurology for Orthopedicians 201 Patna on 17th November 2019
12. Dr. (Prof.) Ashok Kumar is PI (IGIMS Patna) in a project of ICMR.IMPETU Stroke: Implementation of an Evaluation and treatment package for uniform stroke care and outcomes in the Medical Colleges in India. An Implementation Research Study.
13. Dr. (Prof.) Ashok Kumar is PI (IGIMS Patna) in a project of ICMR-Fever, hyperglycemia, swallowing and hypertension management in acute stroke: A cluster randomized controlled trial (Indian Quality Improvement in Stroke Care study)"
14. Prof. Dr. Ashok Kumar is guiding the Ph. D. thesis project of Ms. Josni Khah, Ph. D. (Physiology) Scholar titled "Efficacy of Proprioception test in early detection of Diabetic Polyneuropathy" as Co- Guide.
15. Dr Abhay Ranjan delivered lecture on "LGI-1 associated Autoimmune Encephalitis" at Neurology Update Patna 2019 .
16. Dr Abhay Ranjan delivered lecture on "Neurodegenerative Diseases" at CME organized by Preventive and Social Medicine Dept. IGIMS at IGIMS.
17. Dr Abhay Ranjan delivered lecture on "Cervical myelopathy" at Must Know Neurology for Orthopedicians 2019 Patna, on 17th November 2019.
18. Dr Abhay Ranjan chaired session on cerebrovascular & stroke CME on 19th October, 2019 at AIIMS Patna..
19. Dr Abhay Ranjan was Joint organizing Secretary of Neurology Update 2018 held on 18th November 2018 and Must Know Neurology for Orthopedicians 2019 Patna on 17th November 2019.
20. Dr Abhay Ranjan was author in an article on "Clinical and Demographic profile of person With epilepsy from a tertiary care center in Bihar" published in International journal of Scientific research -2019
21. Dr Abhay Ranjan was author in an article on "Adjunctive Antioxidant Therapy in Neurologic Wilson's Disease Improves the Outcomes". Published in Journal of Molecular Neurosciences. 2019 Nov 26.
22. Dr Abhay Ranjan was author in a case report on " A case of baclofen induced myoclonus" Published in Journal of Indira Gandhi Institute of Medical Sciences August 2019
23. Dr. Abhay Ranjan started research on Autoimmune Encephalitis, in Department of Neurology, IGIMS.
24. Dr Ranjan A. Adjunctive Antioxidant Therapy in Neurologic Wilson's Disease Improves the Outcomes. J Mol Neurosci. 2020;70(3):378-385.
25. Dr Abhay Ranjan. A Case of baclofen Induced myoclonus. IGIMS journal . Volume : 05 Number: 2 July - August 2019
26. Dr. Abhay Ranjan. Psychiatric Co morbidity in headache patients in a tertiary care Hospital of east india, international journal of scientific research : June-2020
27. Dr. Abhay Ranjan submitted research proposal for Institutional Ethics clearance:-Optic Neuritis: Etiological and Imaging spectrum from a tertiary care institute of Eastern India. Dr. Abhay Ranjan started research on Autoimmune Encephalitis, in Department of Neurology, IGIMS.
28. Dr Abhay Ranjan delivered lecture on "Stroke:- Predictors of mortality and morbidity" in webinar on Stroke Prevention with theme "Join the Movement" organized by Department of Physiotherapy, IGIMS Patna on 29th Oct 2020.
29. Dr Janardan chaired session at Neurology Update Patna 2019 on 10th November -2019.
30. Dr Janardan was Joint organizing Secretary of Neurology Update 2018 held on 18th November 2018 and Must Know Neurology for Orthopedicians 2019 Patna on 17th November 2019.
31. Dr Janardan was speaker on Must Know Neurology for Orthopedicians 2019 Patna on Ulnar neuropathy.
32. Dr. Janardan started research on young stroke and myasthenia Gravis Clinical spectrum.
33. Dr Sanjeev Kumar chaired session at Neurology Update Patna on 10th November - 2019.
34. Dr Sanjeev Kumar was Joint organizing Secretary of Neurology Update 2018 held on 18th November 2018 and Must Know Neurology for Orthopedicians 2019 Patna on 17th November 2019
35. Dr Sanjeev Kumar was speaker on Must Know Neurology for Orthopedicians 2019 Patna on Carpal Tunnel Syndrome.
36. Dr Sanjeev Kumar chaired session at Neurology Update Patna 2019.
37. Dr. Sanjeev Kumar started research on Guillain Barre Syndrome demographic, clinical and electrophysiological aspect at IGIMS, Patna
38. Dr. Anand Kumar Rai .Published a chapter "Cerebral Venous Thrombosis" in Reviews in Neurology 2019 [P 245-252].
39. Dr. Anand Kumar Rai. "Chaired a session in Neurology update Patna /2019.

40. Dr. Anand Kumar Rai .delivered a lecture on Foot Drop" in Must Know Neurology for Orthopedicians 2019 Patna.
41. Dr. Anand Kumar Rai. moderated seminar on "Antiepileptic Drugs".
42. Dr. Anand Kumar Rai. Conducting study : " Study of Non Motor symptoms of Parkinson's Disease".
43. Dr. Anand Kumar Rai . Co-Guide in thesis "Study of Epidemiological and Clinical Profile of Neurologic Wilson's disease in tertiary care hospital in Eastern India
44. Dr. Anand Kr. Rai conducting study Etiological Spectrum of Myelopathy (Except Longitudinally extensive Transverse Myelitis) in Tertiary Health Care, institute of Eastern India in the Deptt of Neurology.

#### **DM Student Achievements.**

1. Dr Sanaullah Mudassir presented poster in MDSICON 2020 at Trivandrum.
2. Dr. Sanaullah Mudassir doing thesis on Clinical, radiological, laboratory profile and factors associated with mortality in patients of tuberculous meningitis from tertiary care institute of Eastern India
3. Dr. Sanaullah Mudassir conducting study on clinical, Etiological and Imaging spectrum of Acute encephalitis syndrome from a tertiary care institute of Eastern India
4. Dr. Sanaullah Mudassir conducting study on Autoimmune encephalitis: Clinical and imaging profile from a tertiary care centre of Eastern India"
5. Dr Bhagyashri Wankhade presented poster in MDSICON 2020 at Trivandrum.
6. Dr. Bhagyashri B. Wankhade doing thesis on Clinical profile of patient with intracerebral hemorrhage & its in-hospital predictors of mortality from tertiary care institute of Eastern India
7. Dr. Bhagyashri B. Wankhade conducting study on Clinical profile of stroke patients and its in-hospital predictors of mortality from tertiary care centre of Eastern India
8. Dr. Bhagyashri B. Wankhade conducting study on Autoimmune encephalitis : Clinical and imaging profile from a tertiary care centre of Eastern India.

#### **Ph. D Students-**

1. "Efficacy of Neurodynamic Techniques in the treatment of Low Back Pain" submitted by Binay Kumar Pandey, Ph. D.(Neurophysiology) student, Dep't of Neurology, Dr. (Prof.) Ashok Kumar, Chief Guide, Dr. Abhay Ranjan, Co-Guide.
2. "Effect of Age, Gender, Body Mass Index and Height on H- reflex recording from Soleus muscle in an Indian population" submitted by Binay Kumar Pandey, Ph. D.(Neurophysiology) student, Dep't of Neurology, Dr. (Prof.) Ashok Kumar, Chief Guide, Dr. Abhay Ranjan, Co-Guide.



# Department of NEUROSURGERY



**OUR MISSION :** The year 2020 belongs to Pandemics Corona and its management. Whole world suffered significantly due to these pandemics. Everyone, including doctors, nurses, care givers and even relatives were scared. There was severe lock down in initial three months and even after this things have not normalized . Patients were scared to come to hospital, unless . There was significant drop in foot falls due to travel restriction inside town and from outside town.

Despite significant hurdles in the transportation, Resources and patient management, we did not stop and continued to serve our patients. We operated every day even during severe lock down. We have operated with proper protection Five patients without waiting for covid test for saving the life.

The Department of Neurosurgery at IGIMS is committed not only in training future leaders and innovators in academic neurological surgery but to serve poor and suffering humanity. Our core mission is to train our Resident to become highly motivated confident and clinically excellent neurological surgeons, equipped to contribute to the society in most trying situation.

FACULTY		
1.	Dr Keashav Mohan Jha	Professor and Head
2.	Dr Sudhir Kumar	Professor
3.	Dr Samrendra Kumar Singh	Associate Professor
4.	Dr Om Prakash Gupta	Assistant Professor
5.	Dr Brajesh Kumar	Assistant Professor
6.	Dr Niraj Kanaujia	Assistant Professor
Academic Senior Resident (Super specialty Post Graduate)		
1.	Dr Pankaj Kumar	Senior Resident
2.	Dr Dhananjay Kumar	Senior Resident
3.	Dr Brajesh Kumar	Senior Resident
4.	Dr Rakesh Kumar	Senior Resident
SENIOR RESIDENT		
1.	Dr Sanjay Kumar Suman	Senior Resident
2.	Dr Suman Saurabh	Senior Resident
3.	Dr Rakesh Kumar Ranjan	Senior Resident
JUNIOR RESIDENT		
1.	Dr Dinkar Kumar	Junior Resident
2.	Dr Akramullah Khan	Junior Resident
TECHNICAL STAFF		
1.	Mr Gautam Kumar	OT Assistant (on Contract)
OFFICE STAFF		
1.	Mr Ramjee Kumar	Office Assistant (on Contract)
2.	Mr Dablu Kumar	Hospital Attendant (on Contract)

## CLINICAL EXPERTISE

Department of Neurosurgery at IGIMS is the best neurosurgical centre in the state of Bihar. It is recognized for high quality of neurosurgery specialty care, research and education. We provide highest level of care for following areas

- Head Injury and Spinal Injury

- Cerebrovascular disease including, SAH,AVM, Intracerebral hematoma
- Brain tumors, including Glioma and astrocytoma as well as metastatic brain tumors.
- Meningioma,
- Skull base tumors
- Acoustic Neuroma
- Pituitary tumors
- Full range of spinal surgery including Spinal cord tumors
- Childhood brain and spinal cord tumors
- Epilepsy
- Normal pressure hydrocephalus and pediatric hydrocephalus
- Carpal tunnel syndrome
- Movement disorders
- Trigeminal neuralgia
- Neck pain including cervical disc disease and Chiarii malformation.
- Back pain including lumbar Disc disease
- Spinal bifida
- Spondylolysis
- Spodylolisthesis

#### **ANNUAL PROGRESS MADE IN 2019-20**

- (a) Department had increased OPD Services to six Days a week
- (b) Department had increased operative suite from four to seven a week
- (c) We show 8167 patients in OPD despite effect Corona.
- (d) No of inpatient had increased from 1242 to 1637
- (e) No of Major Operation done were 589
- (f) New procedures started

#### **2. Department had started following Neuro endovascular procedures**

- (a) Diagnostic Four Vessel Brain Angiogram
- (b) Coiling of aneurysm using GDC coil
- (c) Embolization of Arterivenuous Malformation and Dural Fistula using Cynoacrolate and other glues
- (d) Intracranial Balloon angioplasty and stenting for Carotid narrowing.
- (e) Intracranial Thrombolysis with Clot retrieval for acute Cerebral stroke patient.
- (f) Preoperative Embolization of vascular Tumor
- (g) Vertebroplasty
- (h) Kyphoplasty
- (i) Microvascular clipping of aneurysm
- (j) Endoscopic third ventriculostomy
- (k) Endoscopic Naso sphenoidal excision of Pituitary adenoma
- (l) Endoscopic excision of Colloid cyst of third ventricle
- (m) Lateral mass fixation for CV junction congenital anomalies and trauma cases
- (n) Trans Pedicular fixation for spinal trauma and Degenerative of spinal instability
- (o) Intrapedicular fixation for spodylolisthesis
- (p) Minimal invasive surgery for spodylolisthesis

#### **Department had added following equipment**

1. Assortment of microsurgical and general hand equipments worth Rs ten Lakh
2. New Microscope, New Drill system, RF Lesion Generator, Neuro navigation system, Nerve Monitor had been in process of acquirement.
3. Equipments and consumables for Neuro endovascular procedures
4. Equipments and instruments and assortment of aneurysm clips for Neurovascular procedures.
5. Department had upgraded facilities in infra structure and audiovisual facilities of seminar room

6. Departmental Library had added 30 new books
7. Departmental Library had received gift of 150 books and assortment of journal from Mrs. Rekha Chandra from Prof Ramesh Chandra Library

#### **Significant Achievements made with regards to new procedure which can add To the name of IGIMS**

12. Department had started following Neuro endovascular procedures
  - (a) Diagnostic Four Vessel Brain Angiogram
  - (b) Coiling of aneurysm using GDC coil
  - (c) Embolization of Arterivenuous Malformation and Dural Fistula using Cynoacrolate and other glues
  - (d) Intracranial Balloon angioplasty and stenting for Carotid narrowing.
  - (e) Intracranial Thrombolysis with Clot retrieval for acute Cerebral stroke patient.
  - (f) Preoperative Embolization of vascular Tumor
  - (g) Vertebroplasty
  - (h) Kyphoplasty
  - (i) Microvascular clipping of aneurysm
13. Endoscopic Third Ventriculostomy
14. Endoscopic Naso sphenoidal excision of Pituitary adenoma
15. Endoscopic excision of Colloid cysts of third ventricle
16. Lateral mass fixation for Craniovertebral Junction congenital anomalies and trauma cases
17. Trans Pedicular fixation of spine in trauma and other cases of spinal instability
18. Intrapedicular fixation for Spondylolisthesis.
19. Minimal invasive surgery for spodylolisthesis.

#### **Number of publication made during the current year**

1. Book publication music and medicine : Heading Brain injury through Ragas -Co authored by Dr Keashav Mohan Jha (ISBN 978-93-8311-29-8)
2. Jha KM, Gupta OP, Singh SK. Empty Sella Syndrome: Management of 34 cases. ). JIGIMS. 2019; 5(1) :55-59
3. Jha Tanvi, Jha K M. Medical students perception of education environment in clinical posting Accepted for publication in JIMA (journal of Indian Medical Association)
4. Jha KM, Kumar S, Gupta OP, Singh SK. Sinus Pericranii: An IGIMS experience (How I Do It). JIGIMS. 2018; 4(2) :33-37.
5. Jha KM, Kumar S, Gupta OP, Singh SK. Sinus :Pericranii Diagnostic and Therapeutic Considerations. Research Journal of Pharmaceutical, Biological and Chemical Sciences (RJPBC). 2018;9(5): 1431-43.
6. Nidhi Arun, Rajesh Kumar, Arvind Kumar, Jha KM. Exploring potential of ultrasound guided erector spinae plane (US-ESP) for post operative analgesia in spine surgery. JIGIMS. 2019; 5 (1):46-48.

#### **Academic Activities**

Monday	Residents present seminar on Basic Clinical and anatomical topics.
Tuesday	Resident attends common academic program.
Wednesday	Residents presents clinical case.
Thursday	Seminar / journal club is organized on alternate weeks.
Friday	Residents attend common academic program.
Saturday	Grand Round

#### **Capital Work new Equipment added/ contributing to the development of Department and procedures done Department had added following equipment**

1. Assortment of microsurgical and general Hand equipments worth Rs ten Lakh
2. New Microscope, New Drill system, RF Lesion Generator, Neuro navigation system, Nerve Monitor had been in process of acquirement.
3. Equipments and consumables for Neuro endovascular procedures
4. Equipments and instruments and assortment of aneurysm clips for Neurovascular surgery

#### **New procedures started**

1. Endosccpic Third ventriculostomy
2. Endosccpic Naso sphenoidal excision of pituitary adenoma
3. Endosccpic excision of colloid cyst of third ventricle

4. Lateral mass fixation for Craniovertebral junction congenital anomalies and trauma cases
5. Trans Pedicular fixation of spine in trauma and other cases of spinal instability
6. Intrapedicular fixation for spodylolisthesis
7. Minimal invasive surgery for spodylolisthesis

#### **Subspecialty**

1. Neurotrauma
2. Pediatric Neurosurgery
3. Spinal surgery
4. Neuroendoscopy and Minimally invasive surgery
5. Skull base and microneurosurgery

#### **Training**

The Department of Neurosurgery at IGIMS is committed to training future leaders and innovators in academic neurological surgery our core mission is to foster the development of the cognitive technical academic, administrative capabilities of our Resident and to train them to become highly motivated, confident and clinically excellent neurosurgeons. We equip our resident to contribute to the advancement of neurosurgery through improvement of patient care and through the discovery, Implementation and evaluation of new treatment and technologies.

#### **Research**

1. Prognostic and Predictive value of molecular abnormalities in case of Glioma
2. Genomic landscape of Meningioma

#### **Services Rendered**

We offer treatment for all types of condition affecting brain spinal cord and peripheral nerve such as Head Injury and Spinal Injury

- Cerebrovascular disease including, SAH, AVM, Intracerebral hematoma
- Brain tumors, including Glioma and astrocytoma as well as metastatic brain tumors
- Skull base tumors
- Acoustic Neuroma
- Childhood brain and spinal cord tumors
- Epilepsy
- Normal pressure hydrocephalus and paediatric hydrocephalus
- Carpal tunnel syndrome
- Movement disorders
- Trigeminal neuralgia
- Neck pain
- Back pain
- Spinal bifida
- Spondylolysis
- Spodylolisthesis
- Neurofibromatosis

We perform the full spectrum of brain spine and peripheral nerve surgery in adults and children Using a range of cutting - edge neurosurgical approaches minimally invasive and Endoscopic cranial and spinal techniques, skull base approaches.

#### **New services and facilities**

1. Endovascular Neurosurgery
2. Neurovascular Surgery
3. Endoscopic Third ventriculostomy
4. Endoscopic Naso sphenoidal excision of pituitary adenoma
5. Endoscopic excision of colloid cyst of third ventricle
6. Lateral mass fixation for Craniovertebral junction congenital anomalies and trauma cases
7. Trans Pedicular fixation of spine in trauma and other cases of spinal instability
8. Intrapedicular fixation for spodylolisthesis.
9. Minimal invasive surgery for spodylolisthesis
15. Education activities

1. Conducts lectures, seminar, journal club and clinics for Neurosurgical trainee.
2. Conducts lecture classes for MBBS Student in 5th and 7th semester.
3. Conducts Clinics in neurosurgery for MBBS student.
4. Conducts classes on neurological, neurosurgical, neuroanatomical, basic clinical Sciences.
5. Discussion, seminars, journal club is organized every week for faculty and residents of department

#### Courses Offered

1. M. Ch. (Neurosurgery) Post Graduate course in Neurosurgery with two students was started from session 2019-20
2. Two new students have joined for batch 2020-21
3. Senior Residency Program is Neurosurgery for Postgraduate in General surgery

#### Department achievement

See under heading annual progress made in 2019-20

#### Faculty achievement

Nothing significant

#### Photograph of Department



# Department of OBSTETRICS & GYNAECOLOGY

FACULTY :		
1.	Dr. Neeru Goel	Professor & HOD
2.	Dr. Poonam	Additional Prof.
3.	Dr. Archana Sinha	Associate. Professor
4.	Dr. Dipali Prasad	Associate. Professor
5.	Dr. Ranjana	Assistant Professor
6.	Dr. Sadia Parween	Assistant Professor
SENIOR RESIDENT :		
1.	Dr. Urvashi Mishra	Senior Resident
2.	Dr. Pammy Parvina	Senior Resident
3.	Dr. Sweety Rani	Senior Resident
4.	Dr. Bhumija	Senior Resident
5.	Dr. Sneh Kiran	Senior Resident
6.	Dr. Swet Nisha	Senior Resident
JUNIOR RESIDENT :		
1.	Dr. Bina	Junior Resident
2.	Dr. Nazia Hassan	Junior Resident
3.	Dr. Kumari Aprana	Junior Resident
4.	Dr. Mahlaqua Bushara	Junior Resident
5.	Dr. Madhurima	Junior Resident
6.	Dr. Goldy	Junior Resident
TECHNICAL STAFF :		Nil
OFFICAL STAFF :		01

**CONTINUING MEDICAL EDUCATION:** Seminars held in the department twice a month

#### Publications:

1. Poonam, Prafull Deepankar. Chronic Pelvic Pain in women-a retrospective analysis at a tertiary care centre in Bihar. 2019; 6(8) H10-H14
2. Poonam, K Amit, Sinha RR. Mullerian duct anomaly-A spectrum of varied clinical manifestation. IJCMR 2019; 6 (11): K10-K13.
3. Mishra U, Poonam, Prasad U. Pelvic organ prolapse - 4 year review from IGIMS Patna. IJCMR. 2019; 6 (10): J1- J4
4. Sinha A, Abhilashi K, Kiran S, Prasad D. Painless Labour: attitude and awareness among pregnant women. Int J Reprod Contracept Obstet & Gynaecol 2019; 8 (3) 849-852
5. Sinha A, Sharma KS, Abhilashi K, Suman KS, Prakash P. Role of imaging techniques in evaluation of mastalgia at a tertiary care centre. Int J of Sci Res 2019: 9(6): 380-385

#### Presentation: 2019

"Role of isosorbide mononitrate in induction of labour" by Dr. Archana Sinha in National Youth Conference 2019

Rubella seroprevalence among unvaccinated adolescent girls in tertiary care hospital of IGIMS, Patna in National Youth Conference



2019

**Ongoing Research Projects:**

1. Dr. Archana Sinha - To evaluate the role of Ultra Sonography in pelvic congestion syndrome.
2. Dr. Sadia Parween - Umbilical artery Doppler evaluation in relation to fetal outcome in the risk pregnancy in a tertiary care center
3. Dr. Ranjana - Correlation of cardiotocography with Neonatal outcome in term pregnancy.
4. Dr. Urvashi Mishra - To study prevalence of symptoms and perceptions about menopause in post menopausal women
5. Dr. Pammy Pravina - Caesarean Audit using Robson Classification at IGIMS.

<b>PATIENT CARE :</b>		
New Registration		7678
Old Registration		14233
Emergency Registration		0000
Total		21911

<b>NUMBER OF ADMISSION</b>		
General Ward		1084
Private Ward		81
Emergency Ward		000
Total		1165

<b>NO OF OPERATION DONE</b>		
SSP I		07
SSP II		00
Major I		138
Major II		03
Minor I		16
Minor II		13
Minor III		01
Lap.Surg.		06
Others		10
Total		194

**Maternal Mortality:** 2(OBG Dept)+8(IGIMS) = 10

**SPECIAL ACHIEVEMENT:**

Received permission from MCI to start PG course in OBG from 2020 June for 4 students.

<b>INVESTIGATION/PROCEDURE DONE</b>	<b>FNAC</b>	<b>00</b>
Colposcopy		115
EB		117
CX Biopsy		17
TVS		15
Pap Smear		1944
Others		15
Total		2223

Operation Done in Labour O.T.		
SSP I		00
SSP II		00
Major I		228
Major II		00
Minor I		64
Minor II		109
Minor III		124
Lap.Surg.		30
Others		00
<b>Total</b>		<b>555</b>



# Department of Orthopaedics



**OUR MISSION :** To establish a Postgraduate department of Orthopaedics with latest clinical research and academic activities which is for the benefit of population of Bihar and India.

<b>FACULTY :</b>		
1.	Dr. Santosh Kumar	Professor. & Head
2.	Dr. Ritesh Runu	Additional Professor
3.	Dr. Manish Kumar	Associate Professor
4.	Dr. Wasim Ahmed	Associate Professor
5.	Dr. Indrajeet Kumar	Assistant Professor
6.	Dr. Nishant Kashyap	Assistant Professor
7.	Dr. Abhijeet Subhash	Assistant Professor
8.	Dr Kumar Chandan	Assistant Professor
9	Dr Vidya Sagar	Assistant Professor
<b>SENIOR RESIDENT</b>		
1	Dr Janki Sharan Bhadani	Senior Resident
2	Dr Gaurav Khemka	Senior Resident
3	Dr Rahul Kumar	Senior Resident
4	Dr Gangdayal Sharma	Senior Resident
5	Dr Bimlesh Kumar Bimal	Senior Resident
6	Dr Sahnawaz Hussain	Senior Resident
7	Dr Kumar Nitesh	Senior Resident
8	Dr Sanjeev Kumar Rakesh	Senior Resident
9	Dr Shailesh Kumar	Senior Resident
10	Dr Rajeev Kumar	Senior Resident
11	Dr Ashish Kumar Arya	Senior Resident
<b>JUNIOR RESIDENT (ACADEMIC)</b>		
1	Dr Nischay Kaushik	Junior Resident
2	Dr Reetesh Roshan	Junior Resident
3	Dr Mohsin Parvez	Junior Resident
4	Dr Manish Kumar Saw	Junior Resident
5	Dr Ayush Kumar Choudhary	Junior Resident
6	Dr Raman Kumar	Junior Resident

**Clinicalexpertise:** We provide latest clinical care to patients of Trauma, Neglected trauma, Paediatric orthopaedic conditions, Spinal diseases and Spinal trauma, Hand and Foot conditions, Sports injury, Degenerative joint diseases, Inflammatory joint diseases, Cerebral palsy, Diabetic foot, Neurological and Vascular conditions of foot, Bone tumors and various bone and joint diseases.

**Annual progress made in year 2019-20**

### Statistics of Orthopaedics Department 2018-2019

	2019-20	2018-19
New Registration	17490	17743
Old Registration	18595	21429
Emergency Reg.	85	158
	2019-20	2018-2019
No. of Admission in Gen.Ward.	776	684
No. of Admission in Pvt.Ward	144	160
No. of Admission Emergency Ward	84	161
Total	1004	1005
No. of Death	05	07

### No. of Operation done in Main OT

	No. of case
Type of Operation	2019-20
SSP-I	180
SSP-II	73
Major-I	279
Major-II	48
Minor-I	31
Minor-II	6
Minor-III	0
Arthroscopic Surgery	0
Others	0
Total	617

### No. of Operation Done in Emergency OT

	No. of case
Type of Operation	2019-20
SSP-I	1
SSP-II	0
Major-I	98
Major-II	33
Minor-I	90
Minor-II	47
348	145
Arthroscopic Surgery	0
Others	1
Total	415

Trauma	174
Spine	42
Infections	41
Arthroplasty	6
Arthroscopy	21
Paediatrics	12
Tumor	21
Miscellaneous	22

### Significant achievements

1. Minimally invasive spine surgery started in IGIMS
2. Arthroscopic knee surgeries
3. Limb salvage surgeries in bone tumors
4. Paediatric club foot care
5. Combined vascular and orthopaedic surgeries
6. Specialised hand and foot surgeries
7. Hip and Knee Replacements
8. Cerebral palsy surgery
9. Paediatric hip surgery
10. Spinal tumours
11. Diabetic foot care clinic

### Publications

#### Acedemic year 2020

1. Santosh Kumar, Haque SS, Muzaffar MA, Indrajeet Kumar, Amod Kumar, Tanweeruddin Md, Pawan Kumar. Giant Cell Tumor of Clavicle in an 8 year old girl: A Rare Case Report. Clinical Case Report International. 21 Feb 2020 Vol. 6 Article 1141, 1-3
2. Dr Nishant Kashyap, Abhijeet Subhash, Ritesh Runu, Ashutosh Kumar, Gaurav Khemka, Recurrence of Giant Cell Tumor in Fibular Graft after Resection of Distal End Radius, JODT, Vol. 3, Issue 1, January- April 2020 17-21.
3. Pushpa, Ritesh Runu, Abhijeet Subhash, Vinod Kumar, Dr. S. K. Suman. Clinical Examination Vs Mri Evaluation For Diagnosis Of Knee Injuries. JIGIMS 2020 Vol. 6 (1): 43-45.
4. Rajeev Kumar, Kumar Chandan, G.D. Sharma, Manish Kumar, Shiksha, Santosh Kumar Giant Cell Tumor Of Distal End Ulna Treated By En Bloc Resection: A Case Series. JIGIMS 2020 Vol. 6(1): 54-56.
5. Ashutosh Kumar, Ritesh Runu, Santosh Kumar, Nishant Kashyap, Abhijeet Subhash, Gaurav Khemka, Dr. Raj Kumar, Dr. Shailesh Kumar. The Effect Of Intra-Articular PRP (Platelet Rich Plasma) Injection In Knee Osteoarthritis - A Short Term Results, JIGIMS 2020 Vol. 6 (1): 57-61.
6. Anand Shankar, Santosh Kumar, Raju Rijal, Shiv Raj Paneru, Reetesh Roshan. A Randomized Controlled Trial Comparing Outcomes Of K Wire Removal At 3 weeks Vs. 6 weeks Of Lateral Condyle Fractures Of Humerus In Children. JIGIMS 2020 Vol. 6 (1): 70- 74.
7. Anand Shankar, Santosh Kumar, Raju Rijal, Shiv Raj Paneru, Reetesh Roshan. A Study To Evaluate The Pattern, Cause And Type Of Traumatic Major Limb Amputation In Eastern Nepal. JIGIMS 2020 Vol. 6 (1): 78- 83

#### Acedemic year 2019

1. Gaurav Khemka, Ritesh Runu, Ashutosh Kumar, Deepak Kumar, Nishant Kumar, Chandan Kumar, Santosh Kumar. Abduction Osteotomy in coxa vara due to paediatric femoral neck non union. An outcome study with DC plate. JIGIMS 2019, Vol 5(1): 92-95.
2. Rajesh Kumar Ranjan, 1 Saurabh Kumar, 2 Manish Kumar, 3 Abhijeet Subhash. Study Of Surgical Treatment In Phalangeal Shaft Fractures Using Low Profile Mini Plates. JIGIMS, 2019, Vol 5, No. 1
3. Akash Chandra<sup>1</sup>, Anjani Kumar<sup>2</sup>, Manish Kumar<sup>3\*</sup>, Manish Kumar<sup>1</sup>, Harihar Dikshit<sup>1</sup>. Beneficial role of Avocado oil orally used in Osteoarthritis: experience in a tertiary care hospital of Bihar, India. International Journal of Basic & Clinical Pharmacology | June 2019 | Vol 8 | Issue 6. Print ISSN: 2319-2003 | Online ISSN: 2279-0780

- Manish Kumar<sup>1</sup>, Anjani Kumar<sup>2</sup>, Jaya Sharma<sup>3</sup>, Saurabh Kumar<sup>4</sup>, Pankaj Kumar Singh<sup>4</sup> Tibial Spine Avulsions. Treatment by Arthroscopic Suture Fixation. JIGIMS, August 12, 2019, Vol 5, No. 2
- Saurabh Kumar<sup>1</sup>, Pankaj Kumar Singh<sup>1</sup>, Manish Kumar<sup>2</sup>, Santosh Kumar<sup>3</sup>. Clinical And Radiological Outcome In Children Following Fibulectomy-Whether It Regenerate or Not. JIGIMS, August 12, 2019, Vol 5, No. 2

#### Academic activities:

##### 1. COMMON ACADEMIC PROGRAM

Tuesday 3.30pm to 4.30pm

Friday 3.30pm to 4.30pm

##### 2. Departmental/ Inter Departmental/ Classes/ Seminars, etc

Days	Topic	Faculty Name
Monday	Spine Clinic	Dr Santosh Kumar, Dr Indrajeet Kumar Dr Abhijeet Subhash, Dr Kumar Chandan
Tuesday	Arthroscopy and Sports Injury Clinic	Dr Manish Kumar, Dr Indrajeet Kumar Dr Abhijeet Subhash
Wednesday	Paediatric Orthopaedics Clinic	Dr Ritesh Runu, Dr Nishant Kashyap Dr Vidya Sagar
Thursday	Arthroplasty Clinic	Dr Santosh Kumar, Dr Wasim Ahmed Dr Nishant Kashyap, Dr Vidya Sagar
Friday	Trauma and Orthopaedics Oncology Clinic	Dr Ritesh Runu, Dr Wasim Ahmed Dr Nishant Kashyap
Saturday	Hand Surgery Clinic	Dr Manish Kumar, Dr Kumar Chandan

#### TRAINING

Orthopaedic training to senior residents and junior residents.

#### RESEARCH

##### Ongoing:

- Dr Reetesh Roshan:- Observational study of short segment pedicle screws fixation for dorsolumbar spin injury a prospective study
- Dr Nischay Kaushik:- An Outcome study of conservative management of tuberculosis of spine
- Dr Mohsin Parvez:- To evaluate the clinical and functional outcome (knee laxity) after arthroscopic ACL Reconstruction using Hamstring Graft A Prospective

##### Proposed Submitted :

- Dr Manish Kumar Saw :- Effects of platelet rich plasma therapy in knee osteoarthritis
- Dr Ayush Kumar Choudhary :- Correlation of podography and Pirani Scoring system in Idiopathic club foot.
- Dr Raman Kumar :- To Evaluate The Functional outcome After Arthroscopic Posterior Cruciate Ligament Reconstruction Using Peroneus Longus Autograft

#### Services rendered

OPD services

IPD services

Emergency care

Teaching of MBBS students, Nursing course, OT Technicians

Research activities

Social awareness activities

Online telemedicine services to patient

Online classes to UG/PG student

### **New services and facilities**

Diabetic foot clinic

Cerebral palsy clinic

Bone bank & Tissue Bank establishment

### **Educational activities**

Teaching of MBBS students- didactic lectures, bedside teaching  
Nursing course, OT Technicians

### **Courses offered**

PG course

MBBS course

Post PG super-speciality fellowship in spine surgery, paediatric orthopaedics, arthroscopy and arthroplasty

### **Department's achievement**

Our department has entered second year of post graduate training of student. It has upgraded the care of orthopaedics patients. The sub speciality has progressed and dedicated sub speciality clinic has been strengthened. A separate joint replacement ward has been constructed and commissioned.

# Department of PAEDIATRICS



**Mission:** To be the top most paediatrics unit in eastern India.

Sl.	FACULTY :	Name	Designation
01.	Prof. (Dr.) Jayant Prakash	Prof. (Dr.) Jayant Prakash	Professor & Head
02.	Dr. Rakesh Kumar	Dr. Rakesh Kumar	Additional Professor
03.	Dr. Rizwan Ahmar	Dr. Rizwan Ahmar	Associate Professor
04.	Dr. Anand Kumar Gupta	Dr. Anand Kumar Gupta	Associate Professor
05.	Dr. Amit Kumar	Dr. Amit Kumar	Assistant Professor
06.	Dr. Manish Kumar	Dr. Manish Kumar	Assistant Professor
04.	Dr. Shambhavi Sharan	Dr. Shambhavi Sharan	Assistant Professor
08	Dr. Sunil Kishore	Dr. Sunil Kishore	Assistant Professor
<b>SENIOR RESIDENTS :</b>			
01.	Dr. Ravindra Kumar	Dr. Ravindra Kumar	Senior Resident
02.	Dr. Amit Kumar	Dr. Amit Kumar	Senior Resident
03.	Dr. Nikhil Kumar	Dr. Nikhil Kumar	Senior Resident
04.	Dr. Manisha Kumari	Dr. Manisha Kumari	Senior Resident
05.	Dr. Anshuman	Dr. Anshuman	Senior Resident
06.	Dr. Raunak Raj	Dr. Raunak Raj	Senior Resident
<b>JUNIOR RESIDENTS (Post Graduates (M.D) trainee)</b>			
01.	Dr. Rashmi Kumari	Dr. Rashmi Kumari	1st Year Junior Resident
02.	Dr. Jyotsna	Dr. Jyotsna	1st Year Junior Resident
03.	Dr. Arti Kumari	Dr. Arti Kumari	1st Year Junior Resident
<b>JUNIOR RESIDENTS</b>			
01.	Dr. Rani Sinha	Dr. Rani Sinha	Junior Resident
02.	Dr. Amrita Pritam	Dr. Amrita Pritam	Junior Resident
03.	Dr. Lalan Kumar	Dr. Lalan Kumar	Junior Resident
04.	Dr. Soni Garima	Dr. Soni Garima	Junior Resident
05.	Dr. Rajat Kumar	Dr. Rajat Kumar	Junior Resident
<b>OTHER STAFF</b>			
01.	Priyanka	Priyanka	Child Psychologist
02.	Praveen Kumar	Praveen Kumar	Office Assistant
03.	Mantu Kumar	Mantu Kumar	Office Attendant

### Annual progress in 2019-2020:

1. Remarkable increase in number of OPD and IPD patients.
2. Successful running of PICU
3. Increase in the number of IPD Beds



4. Establishment of PICU-2
5. Establishment of advanced departmental lab

**Achievement regarding procedure:**

1. Pediatric Kidney Biopsy
2. Pediatric Haemodialysis
3. Pediatric Endoscopy and ligation/banding
4. Pediatric Bronchoscopy

**Publications:**

01. M.K. Das, N.K. Arora, V. Kumar, R. Kumar et al., Intussusceptions in children aged under two years in India: Retrospective surveillance at nineteen tertiary care hospital, Vaccine, <https://doi.org/10.1016/j.vaccine.2020.04.059>

**Academic activities:**

1. UG teaching.
2. PG teaching.
3. Departmental presentations, case discussion and journal club by senior residents.
4. Nurses teaching/training.

**Sub Speciality care:**

SNo.	Day	Speciality
01.	Monday	Paediatrics Nephrology
02.	Tuesday	Paediatrics Pulmonology
03.	Wednesday	Paediatrics Neurology
04.	Thursday	Paediatrics Haematology/Thalassemia
05.	Fridays	Well Baby, high risk clinic and Cardiology
06.	Saturday	Paediatrics Gastrology/ Endocrinology

**Training:**

**Short Term Training:** Training of senior residents and junior residents and training of Paramedical staffs.

**CME:** Regular departmental CME every Monday, Wednesday and Thursday.

**Research and proposals:**

01. Congenital Rubella Syndrome Surveillance in India (ICMR-NIE).
02. Urinary Neutrophil Gelatinase- Associated Lipocalin in Children with Idiopathic Nephrotic Syndrome.
03. To study the Prevalence of Speech and Language delay in children (0-3 years) and its associated risk factors.
04. Profile and outcome of cases of pancreatitis in Children experiences from a tertiary care centre.
05. Etiological Profile of Short Stature in a Tertiary Care Medical Institute of Eastern India.
06. A study of parental Stress and Coping Strategies among Parents of Children with Cerebral Palsy (CP).
07. Profile of acute kidney injury in children hospitalized with nephrotic syndrome: an observational study from Bihar, India. (Thesis Topic)
08. Assessment of Severity and course of illness, and comparison of outcomes using different scoring systems in a paediatric intensive care unit. (Thesis Topic)
09. Analgesic efficacy of expressed breast milk, 10% dextrose & sterile water in the prevention of pain during screening of ROP - A Three limbed, double blinded randomized control trial. (Thesis Topic)
10. Improvement of hand hygiene compliance using the plan-Do-study-Act (PDSA) method: Quality improvement project form a tertiary care institute of Bihar.

### Patient Care:

**OPD:** The department of Paediatrics is running in OPD Room No.

G.P.- 01, G.P.- 02 and G.P.- 03.

**In Patient:** Round the clock care of admitted patients by faculty and residents.

### Specialized Care:

Paediatric Intensive Care Unit (PICU), NICU (Neonatal Intensive Care Unit) and Central Emergency and Speciality Clinic.

### Awards and Honours:

#### Conferences/Symposium/Workshop:

The department participated as faculty/delegate in different conferences:-

**1. Dr. Jayant Prakash (Professor & H.O.D.):-**

- 1) As Principal Investigator : - (1) Congenital Rubella Syndrome Surveillance.
- 2) Examiners: - worked as examiners in university exams of IGIMS and PMCH Patna.
- 3) As MCI Assessor: - (1) Ruxmaniben Deepchand Gardi Medical College, Ujjain.  
(2) B. J. Government Medical College, Pune.

**2. Dr. Rakesh Kumar (Additional Professor):-**

- 1) As faculty: - in ISOPARB
- 2) As Delegate: - National IAP Conference Pedicon 2020.
- 3) Examiners: - worked as examiners in university exams of NMCH, Sasaram and IGIMS, Patna.

**3. Dr. Rizwan Ahmar (Associate Professor):-**

- (1) As Faculty: - Bihar IAP CME 2020
- (2) Examiners: - Worked as examiners in university exams of VIMS, Pawapuri and Katihar Medical College, Katihar.

**4. Dr. Anand Kumar Gupta (Associate Professor):-**

- (1) As Faculty: - Bihar IAP CME 2020
- (2) As Delegate: - Online Training on NPTEL Biostatistics

**5. Dr. Amit Kumar (Assistant Professor): -**

- (1) As Faculty: - (1) Newer trends in Paediatric Pain and Palliative care, Wadia Hospital, Mumbai
- (2) National Newborn week, State health society, Bihar
- (3) E course in neonatal nursing and medical officers, NNF India
- (4) Bihar IAP CME 2020
- (5) Virtual NRP, East zone Neocon
- (6) IAP ALS mass awareness programme

- (2) As Reviewer: - Indian Journal of critical care medicine

**6. Dr. Manish Kumar (Assistant Professor): -**

- (1) Delegate: - (1) Pedicon -2020.
- (2) NPTEL Biostatistics.  
(3) Online Training on Biostatistics
- (2) As Reviewer: -Appointed Reviewer of IJTEP.

**7. Dr. Sunil Kishore (Assistant Professor): -**

- (1) Delegate: - (1) Pedicon 2020.

(2) NPTEL Biostatistics.

(3) On Line Training On Biostatistics.

(2) As Reviewer: - Appointed Reviewer of IJTEP.

**8. Dr. Shambhavi Sharan (Assistant Professor): -**

Delegate: - (1) NPTEL Biostatistics.

(2) On Line Training On Biostatistics.

(3) Revised Basic course workshop

(4) Curriculum Implementation Support Programme

**SPECIAL ACHIEVEMENT DURING THE YEAR: -**

Successful establishment of Paediatrics Intensive Care Unit (PICU).

**PHOTOGRAPH:**



# Department of PAEDIATRIC SURGERY

**Our Mission:** To develop apex centre for Paediatric Surgery of highest standard and to improve Paediatric surgical health care service of Bihar

FACULTY		
1.	Dr. Zaheer Hasan	Additional Professor
2.	Dr. Vinit Kumar Thakur	Additional Professor & I/C
3.	Dr. Ramdhani Yadav	Associate Professor
4.	Dr. Sandip Kumar Rahul	Assistant Professor
5.	Dr. Ramjee Prasad	Assistant Professor
6.	Dr. Digamber Chaubey	Assistant Professor
SENIOR RESIDENTS		
1.	Dr. Rupesh Keshri (Post Mch)	Senior Residents
2.	Dr. Sujit Kumar (MCh trainee)	Senior Residents
3.	Dr. Md. Asjad Karim Bakhteyar (MCh trainee)	Senior Residents
4.	Dr. Rashmi Ranjana	Senior Residents
JUNIOR RESIDENTS		
1.	Dr. Santosh Kumar	Junior Residents
2.	Dr. Neha Kumari	Junior Residents

## Clinical Expertise

Performing Neonatal and Paediatric Surgery (open & laparoscopic) - both elective and emergency cases.

## Significant Achievement

- (1) Started M.Ch (Paediatric Surgery) 1st time in Bihar.
- (2) Starting of regular Laparoscopic, Bronchoscopic and Thoracoscopic procedures
- (3) Expansion of Surgical NICU
- (4) Conducted CME Paed surgery on occasion of foundation day.

## Number of Publications in 2019-20

### ORIGINAL ARTICLE

1. Thakur VK, Hasan Z, Yadav R, Kumar Vijayendra, Chaubey Digamber, Kumar Rahul Sandip Paediatric Surgery Emergency Cases during COVID-19 forced lockdown: A Tertiary Care Centre Experience in Bihar, India.
2. Kumar V, Thakur VK, Yadav R, Hasan Z, Chaubey D, Agarwal A, Prasad R, Kumar Rahul S. Role of Nephrostomy in poorly functioning kidneys in patients with ureteropelvic junction obstruction (UPJO). Iranian Journal of Pediatric Surgery 2019; 5 (1):1-5.
3. Chaubey D, Rahul SK, Prasad R, Hasan Z, Keshri R, Kumar S. Versatile rhomboid flaps in paediatric surgical practice. Formos J Surg 2020;53:140-4
4. Chaubey D, Rahu SK, Kumar V, Yadav R, Thakur VK, Hasan Z, Prasad R, Nitesh, Keshri R. Tunica vaginalis flap in hypospadias repair: A preliminary experience. J Indira Gandhi Inst Med Sci 2020;6:75-7.
5. Keshri R, Prasad R, Chaubey D, Hasan Z, V Kumar, V. Thakur, R Yadav, R Kumar, Asjad, S k Rahul. Duplications of the Alimentary Tract in Infants and Children: our experience, Formosan Journal of Surgery Month 2020.

### CASE REPORT;

1. VK Thakur, PK Dubey, Z Hasan, R Yadav, VKumar, R Keshri Unusual Foreign Body Bronchus in Paediatric Patients.
2. Chaubey, D., Kumar Rahul, S., Yadav, R., Kumar, V. N., & Keshri, R. Review of Paediatric Typhoid Perforation Cases Managed at a Tertiary Care Centre. *Journal of Advances in Medicine and Medical Research*, (2020).. 32(1), 1-8.
3. Hasan Z, Chaubey D, Thakur VK, Kumar V, Yadav R, Rahul SK, Prasad R. Long upper pouch overlapping with lower pouch associated with esophageal atresia with trachea-esophageal fistula. *JIGIMS* 2019, 6(1), 96-7
4. VK Thakur, Kumar Rakesh, Yadav R, Hasan Z, VK, RK, Rahul SK, Chaubey D, Prasad Sacral Meningocele Presenting as Gluteal Mass : A Report of two cases: *Jigims*, February 2020, VOL 6, NO.1
5. Hasan Z, Thakur VK, Yadav R., Chaubey D., Kumar Sujit Rare Complication of VP Shunt Surgery Mimicking Parietal Encephalocele.
6. Duodenal perforation due to lollypop stick, *Sri Lanka Journal of Child Health*, 2022; 51, Rupesh Keshri<sup>1</sup>, D. Chaubey<sup>1</sup>, \*Sk Rahul<sup>1</sup>
7. Rahul S.K, Manish Kumar Gupta, Chaubey D, Deepak Kumar<sup>3</sup>, Keshri R, VK, Vijai Datta Upadhyaya. Pediatric surgery during coronavirus disease lockdown: Multicenter experience from North India, *Formosan Journal of Month* 2020.
8. RK, Prasad R, Chaubey D, Hasan Z, VK, VK Thakur, Yadav R, Rakesh K, Asjad, Rahul SK. Duplications of the Alimentary Tract in Infants and Children: our experience, *Formosan Journal of Surgery* Month 2020.
9. Hasan, Z., Thakur, V.K., Chaubey, D. Yadav RD. Post-operative Intussusception Following Ladd's Procedure. *Indian J Surg* (2020). 1-2.
10. Hasan Z, VK, Yadav R, Rahul S.K, Chaubey D, Prasad R, V. K Thakur. Primary management of anorectal malformation. Initial result at a tertiary care centre 2020, 5;2;131.
11. Hasan.Z, Choubey. D, VK Thakur, VK, Yadav R, Rahul S.K, Prasad R. Long upper pouch overlapping with lower pouch associated with esophageal atresia and trachea-Esophageal fistula. 2020;6:96.

#### Academic Activity

- Five day Routine OT in a week
- Round the clock emergency
- Morning and Evening ward clinical round
- Six days OPD schedule
- Ward Teaching
- Journal club and seminar every Saturday
- Twice a week common academic programme

#### New Equipments

New Laparoscopic, Bronchoscopic and Paediatric Surgery instruments procured

#### Training

- Training of Junior and Senior Residents
- CME conducted by department of Paediatric surgery, IGIMS on 14/02/2020
- Virtual SPU National conference Nov 2020 (e-SPUCON)
- E-IAPSCON 2020 (six papers presented from the department in IAPSCON)
- CISP -2 programme as a part of the MCI recommendations for teacher's training
- SPSS workshop Organised by Science tech Institute UP
- Basic Course in Biomedical Research Swayam NPTEL Cycle-3
- Clinical research methodology organised by National Neonatology Forum - July- August 2020
- Online training programme on Biostatistics for medical Professionals Organised by Science tech Institute UP- Nov-2020
- Workshop on Evidence base Surgery and Research Methodology Organised by ASI Karnataka state chapter - July 2020-12-07
- Understanding Clinical research behind statistics - University of Cape Town Organised by COURSERA

#### Research

- a. Epidemiology of Anorectal malformation in Bihar. Experience at a tertiary care centre.
- b. Hepatico-duodenostomy with T-tube drainage vs Roux-en-Y hepatico-jejunostomy in Choledochal cyst
- c. Experience of management of posterior urethral valve at a tertiary care centre in Bihar.
- d. Experience of per cutaneous nephrostomy drainage in poorly functioning kidney in cases of uretero-pelvic junction

obstruction.

- e. Use of Rhomboid flap in the repair of large surgical defects.
- f. Paediatric Cholelithiasis- Aetiology and line of management

Services rendered - Routine and Emergency care of neonatal and paediatric patients  
New service and facility - Lap Pyeloplasty & lap diaphragmatic Hernia repair.  
Educational Activity - M. Ch training programme that includes Ward teaching , Journal Club, Seminar, Case Presentation, Mortality/ Paediatric surgical topics in MBBS Curriculum  
Courses offered - Started M. Ch course, Two seats Permitted from this year.  
Department achievement - Started M. Ch programme in Paediatric Surgery.

**Faculty achievement**

- Completed training in research methodology organised by NNF.
- Article accepted for publication in different national and international journals of repute.

**Photograph of Faculty and Residents working in the department.**



# Department of PATHOLOGY

**OUR MISSION:** Department of Pathology is committed to serving:

## Patients

- Providing excellent and innovative diagnostic services for optimal patient outcome and health.
- Health Care Providers And Biomedical Scientists
- Providing exemplary educational resources today and anticipating educational needs of tomorrow.

## Society

- Actively applying tools of science and pathology in support of public health and ongoing expansion of medical knowledge.

## Pathology Staff

- Continuously enhancing our departmental culture of diversity, respect and professional growth.
- We strive for excellence in all that we do by embracing change and continuously seeking to improve.

FACULTY		
1.	Dr Bipin Kumar	Professor & Head
2.	Dr Reecha Singh	Additional Professor
3.	Dr Anju Singh	Additional Professor
4.	Dr Sanjeet Kumar Singh	Additional Professor
5.	Dr Kalpana Chandra	Assistant Professor
6.	Dr Rashmi Rani Bharti	Assistant Professor
7.	Dr Zeenat Sarmadi Imam	Assistant Professor
8.	Dr Guddi Rani Singh	Assistant Professor
9.	Dr Richa Sharma	Assistant Professor
10.	Dr Anushewta	Assistant Professor
11.	Dr Mamta Kumari	Assistant Professor
12.	Dr Bharti Kumari	Assistant Professor
SCIENTISTS		
1.	Dr Nitesh Kumar	Scientists
2.	Dr Prabhat Kumar	Scientists
SENIOR RESIDENTS		
1.	Dr Tanwi Singh	Senior Residents
2.	Dr Ashish Ranjan Singh	Senior Residents
3.	Dr Kirti Priya	Senior Residents
4.	Dr Shadan Rabab	Senior Residents
5.	Dr Anuja Mishra	Senior Residents
6.	Dr Nidhish Kumar	Senior Residents

<b>JUNIOR RESIDENTS</b>		
1.	Dr Umesh Kumar	Junior Residents
2.	Dr Tulika Singh	Junior Residents
3.	Dr Anila Sinha	Junior Residents
4.	Dr Kumari Sunita Bharti	Junior Residents
5.	Dr Kshiti Atreya	Junior Residents
6.	Dr Md Zeeshan Haider	Junior Residents
7.	Dr Roushan Kumar	Junior Residents
8.	Dr Kumari Sunny	Junior Residents
9.	Dr Purnima Shree	Junior Residents
10.	Dr Divya Shree	Junior Residents
11.	Dr Neha Kumari	Junior Residents
12.	Dr Rajnikant Kumar	Junior Residents
13.	Dr Mithilesh Kumar	Junior Residents
14.	Dr Amad Atique	Junior Residents
<b>TECHNICAL AND OFFICIAL STAFFS</b>		
1.	Mr J Murmu	Lab Technician
2.	Mr Pratap Kumar	Lab Technician
3.	Mr Munna Kumar	Lab Technician
4.	Mrs Vibha Kumari	Lab Technician
5.	Mr Rajesh Kumar	Lab Technician
6.	Mr Sanjeev Kumar Keshri	Office Assistant
7.	Mr Shivshankar Kumar	Store Keeper cum Record Keeper
8.	Mrs Sinku Kumari	Lab Technician
9.	Mrs Seema Kumari	Lab Technician
10.	Mr Jitendra Kumar	Lab Technician
11.	Mr Birendra Bahadur Pandey	Lab Technician
12.	Miss Sempu Kumari	Lab Technician
13.	Mr Amit Anand	Lab Technician
14.	Mr Sudheer Kumar	Lab Technician
15.	Mrs Seemankita	Lab Technician
16.	Miss Sarita Kumari	Lab Technician
17.	Mr Ravi Ranjan	Lab Technician
18.	Mr Chandan Kumar	Lab Attendant
19.	Mr Ranjay Kumar	Lab Attendant
20.	Mr Ravi Ranjan Kumar	Lab Attendant



21.	Mr Sujeet Kumar	Lab Attendant
22.	Mr Anand Gautam	Lab Attendant
23.	Miss Shabnam Kumari	Data Entry Operator

### Annual Progress made in the year 2019-20

- I. Progressively increased IHC to 150 antibodies (approx)
- II. Continuation of MD Pathology course - with 5 PG seats/ year

Achievements made with regard to new procedures:

Reporting liverbiopsies with addition of several special stains to aid histopathology and cytology reporting.

### Academic activities

- I. Journal Club : Every Monday
- II. Subject Seminar : Every Tuesday
- III. Slide seminar : Every Wednesday
- IV. Gross Seminar : Every Thursday
- V. Common Academic Programme : Every Tuesday & Friday

### Capital works, new equipments which has been added/contributing to the development of Department and procedures done in the annual year

Urine analyser

### Subspecialty Division

Histopathology

- Cytopathology
- Fluid cytology
- Pap smear examination
- Immunohistochemistry
- Urine cytology
- Frozen Section

### Training

"Incidental gall bladder cancer & other pre malignant gall bladder conditions in India towards early detection of gall bladder cancer". Training organized by NCDIR ICMR, Bangalore, Karnataka, 2019.

Nominated as co PI in the above mentioned project by ICMR - National Cancer Registry Programme - Dr Zeenat S Imam

### Research

- I. ICMR STS Project - Serum CEA and CA 19.9: A potential future screening modality for gallbladder cancer - Dr Sanjeet Kumar Singh
- II. To evaluate the efficacy of PAL (Proton pump inhibitor, Amoxicillin, Levofloxacin) therapy as a first line therapy for treating H pylori in a tertiary care hospital of Bihar, as co PI - Dr Sanjeet Kumar Singh
- III. Evaluation of AKT/mTOR substrate P70S6K and phospho- mTOR expression in gallbladder cancer, as Co PI - Dr Sanjeet Kumar Singh
- IV. Comparative study of cell block, cytospin smears and conventional cytological smears in the diagnosis of serous effusion at IGIMS - Dr. Bipin Kumar, Dr Kshiti Atreya
- V. Study of platelets indices in patients of chronic myeloproliferative disorders - Dr Vijayanand Choudhary, Dr Md. Zeeshan Haider
- VI. Morphological spectrum of meningioma with reference to prognostic spectrum of ER, PR, Ki67 & p53 - Dr Anju Singh, Dr Kumari Sunny
- VII. Immunohistochemical expression of HER-2 in urothelial carcinoma of urinary bladder and its correlation with p53 & P63 expression - Dr Sanjeet Kr Singh, Dr Purnima Shree
- VII. Expression of p53, p16 and Ki67 in premalignant & malignant oral lesion - Dr ReechaSingh, Dr Raushan Kumar
- VIII. Metabolic profiling of urine sample of humans naturally exposed to radio frequency-electromagnetic field (RF-EMF)

radiation to understand short-term metabolic dysregulations : a pilot study - Dr Nitesh Kumar

### Services rendered

- I. FNAC
- II. Image guided aspiration cytology
- III. Fluid cytology
- IV. Pap smear cytology
- V. Histopathology
- VI. Special stains
- IX. Frozen section
- X. Immunohistochemistry
- XI. Routine urine examination
- XII. Fluid examinations

### New services and facilities

HPE of liver biopsy along with special stains

### Courses offered

- I. MD Pathology (Postgraduate Course)
- II. MBBS
- III. BSc MLT
- IV. BSc Nursing
- V. Physiotherapy

### Departments achievements

- I. Addition of frozen section
- II. Panel of IHC

### Awards

2nd prize winner in paper presentation : "Importance of IHC in dual pelvic pathology in a single person" BAPCON 2020 - Dr Anuja Mishra

### Publications

1. Singh SK, Kumar M, Pawar SS, Singh AR, Kumari A. Pattern of cervical lymph node metastasis for therapeutic decision making in squamous cell carcinoma of buccal mucosa. JIGIMS 2020, 06: 46-49.
2. Surit R, Shekhar R, Sinha DK, Singh SK, Kumar U, Prasad N. Hepatitis B in hepatocellular carcinoma patients and its correlation with alphafetoprotein and liver enzymes. J Can Res Ther [Epub ahead of print] 2020
3. Singh T, Singh SK. Clinicopathological assessment of gastric cancer in Bihar region. IJMBS. 2020; 04:317-22
4. Gopal K, Kumar M, Prasad S, Singh SK, Roy VK. A clinicopathological study of benign breast disease in tertiary centre of Bihar. JIGIMS 2020, 06:66-69
5. Bharti RR, Kumar S, Singh T, Prasad U, Singh SK. A study to evaluate the frequency and patterns of different cutaneous granulomatous lesions. IJHCR. 2020; 3(9):135-38
6. Kumari B, Choudhary PK, Mishra A. Histopathology finding in uterus & cervix of hysterectomy specimen at ANMMC, Gaya. IJSR 2020; 9(7):26-28
7. Choudhary PK, Kumari B, Dweivedy LS. Correlation of endometrial thickness and histopathology in women with abnormal uterine bleeding at ANMMC, Gaya. IJSR 2020; 9(7):32-34.
8. Kumar N, Pankaj D, Bhushan V, Singh RK, Singh R, et al. Pleomorphic adenoma of submandibular salivary gland : A study of cases at IGIMS, Patna. JIGIMS, 2020; 6(2)
9. Singh SK, Kumar T, Sinha AK, Kumari A, Singh AR. Platelet Distribution Width: Platelet indices for determining the causes of thrombocytopenia. Indian Journal of Clinical Practice 2019;29(11): 1038-42
10. Kumar M, Singh SK, Bhushan V, Kumar Y. Oral cancer reconstruction by Pectoralis major myocutaneous flap: A retrospective study review in 25 cases. International J of Scientific Research 2019;08(1):12-14
11. Kumar S, Prakash V, Kumar R, Raut AK, Rajpal K, Singh R, Shahi SK. Utilization of blood and its components in tertiary care hospital of Eastern India Asian Pac. J. Health Sci., 2019; 6(2):29-35.

12. Hasan S, Singh A, Singh C, Gupta. P.K, Rasul M.E, Singh A.R. A case Series of Pilomatricoma: Imaging features with fine needle aspiration cytology correlation. IJSR 2019; 8(9)

#### CONFERENCE

- Virtual cytopathology CME, SRMS, Bareilly, Uttar Pradesh 13th Dec 2020 - Dr Shadan Rabab
- 38th Annual National CME in pathology, (Online) JNMC, Belagavi, Karnataka. 04th to 8th Aug 2020 - Dr Shadan Rabab
- Recent advances in Paediatric Surgery, organized by Department of Paediatric Surgery, IGIMS, Patna on 14th February 2020 - Dr Zeenat S Imam, Dr Reecha Singh
- Recent advances in genomics, organized by Department of Biochemistry, IGIMS, Patna on 2nd February 2020 - Dr Zeenat S Imam, Dr Reecha Singh
- Pre - analytical variable and clinical challenges, organized by department of Biochemistry, IGIMS, Patna on 15th February 2020 - Dr Zeenat S Imam, Dr Reecha Singh
- Molecular Oncology society conference on 22nd & 23rd Feb 2020 - Dr Anuja Mishra, Dr Tulika Singh, Dr Guddi Rani Singh
- 'Heads - Up' International update in head & neck pathology, at Tata Medical Centre, 17th to 19th Jan 2020 - Dr Shadan Rabab
- BAPCON Darbhanga, 18th to 20th January 2020 - Dr Anuja Mishra, Dr Shadan Rabab, Dr Anila Sinha, Dr Kumari Sunita Bharti, Dr Kumari Sunny, Dr Guddi Rani Singh
- 1st International Conference in Genitourinary Oncopathology 2019, Hyderabad, Telangana - Dr Zeenat S Imam, Dr Sanjeet Kumar Singh
- CYTOCON PGIMER Chandigarh, 2019 - Dr Anuja Mishra, Dr Tanwi Singh, Dr Umesh Kumar, Dr Kshiti Atreya, Dr Kumari Sunny, Dr Purnima Shree, Dr Raushan Kumar
- APCON PGIMER Chandigarh, 2019 - Dr. Sanjeet Kumar Singh
- 1st Annual AIIMS Patna, Pathology Update 2019 - Dr Bipin Kumar, Dr Reecha Singh, Dr Anju Singh, Dr Sanjeet Kr Singh, Dr Kalpana Chandra, Dr Zeenat S. Imam, Dr Shadan Rabab, Dr Umesh Kumar
- A panoptic breast pathology update 2019, Tata Memorial Centre, Mumbai - Dr Reecha Singh, Dr Anju Singh, Dr Kalpana Chandra, Dr Anuja Mishra
- Multi parametric flowcytometry CME Application of Flowcytometry in haematological disorder 2019 - Dr Umesh Kumar, Dr Tulika Singh, Dr Anila Sinha, Dr Kumari Sunita Bharti, Dr Kshiti Atreya, Dr Kumari Sunny, Dr Roushan Kumar

#### POSTER PRESENTATION

1. Unusual histological differentiation of pleomorphic adenoma : Adenoid cyst carcinoma ex - pleomorphic adenoma, TMC, Kolkata, 17th to 19th Jan 2020 - Dr Shadan Rabab
2. Sarcomatoid carcinoma of penis : A rare case report in a rare age group, APCON 2019 - Dr Sanjeet Kumar Singh
3. A complicated case of olfactory neuroblastoma diagnosed through FNAC - A case report CYTOCON, 7th to 10th Nov 2019 PGIMER, Chandigarh - Dr Anuja Mishra
4. Primary umbilical endometriosis : A rare clinical presentation, CYTOCON 2019 - Dr Umesh Kumar
5. Ewing's sarcoma - Metastasis to bone marrow, RAKTVIGYAN 2019 - Dr Kumari Sunny
6. Burkitt's lymphoma - A known tumor with abnormal presentation, RAKTAVIGYAN 2019 - Dr Anila Sinha
8. Metastatic melanoma of thoracic spinemasquerading as Multiple myeloma, CYTOCON, PGIMER, Chandigarh, 7th to 10th Nov 2019 - Dr Kumari Sunny
9. Huge lipoma of pharynx - A benign tumor with menacing symptoms, CYTOCON, PGIMER, Chandigarh, 7th -10th Nov 2019 - Dr Kshiti Atreya
10. Isolated pancreatic tuberculosis: Pancreatic mass lesion with elusive symptoms. CYTOCON, PGIMER, Chandigarh, 7th -10th Nov 2019 - Dr Purnima Shree
11. Adult grand filarial worms in breast: Two similar case reports. CYTOCON, PGIMER, Chandigarh, 7th -10th Nov 2019 - Dr Roushan Kumar
12. Asymptomatic ganglioneuroma in superior mediastinum - A case report, BAPCON 2019 - Dr Kumari Sunny

Photograph of Department/New Instruments.



**Urine Analyser**

## HEMATOLOGY - A UNIT OF PATHOLOGY

### Our mission:

We continue to focus our activities on encouraging and assuring high quality of diagnostic facilities on the part of faculty, residents and scientists. Our department focuses mainly on the quality training and intellectual growth of the postgraduate, undergraduate medical and paramedical students through active academic and research activities. We are focusing on routine hematology, bone marrow aspiration and biopsy for diagnosing hematolymphoid disorders along with clinical pathology and coagulation tests in the laboratory to cater to the hospital demands.

We are progressing towards improved diagnostic techniques for effective and timely management of leukemia/lymphoma patients and for this many advanced ancillary tests are to be introduced in the recent future. Many new Strategies and tools for surveillance and rapid response for better patient management and research activity have been undertaken and we are planning to start:

- Flow Cytometry for confirmation and categorization of hematolymphoid malignancies.
- High Performance liquid chromatography for hemoglobinopathies .
- Real time molecular laboratory with initial setup of FISH for carrying out cytogenetic studies in various hematological malignancies.
- Real time Polymerase chain reaction for molecular studies in hematology.
- Various lab tests for hemolytic anemias.
- Detailed lab tests for coagulation disorders including factor assays and inhibitors.
- Capillary Electrophoresis for diagnosing Multiple myeloma.

We are keen on upgrading postgraduate teaching programme and wish to procure one pentahead and one decahead microscope. We are also planning to organize CMEs in the coming year.

Sl.	Name of Faculty	Designation
1.	Dr. Vijayanand Choudhary	Professor and Incharge
2.	Dr. Rawi Agrawal	Assistant Professor
3.	Dr. Satish Kumar	Assistant Professor
4.	Dr. Shuchismita	Assistant Professor
5.	Dr. Ravi Bhushan Raman	Assistant Professor
6.	Dr. Iffat Jamal	Assistant Professor
7.	Dr. Kaushal Kumar	Assistant Professor
Technical and Official Staffs:		
1.	Mr. Arun Kumar Singh	Lab Technician
2.	Mrs. Manjari Shah	Lab Technician
3.	Mrs. Smita Kumari	Lab Technician
4.	Miss. Jyotshna Kumari	Lab Technician
5.	Mrs. Juli Kumari	Lab Technician
6.	Mr. Kalyan Kumar	Lab Technician
7.	Mamta Kumari	Lab Technician
8.	Chanchal Bharti	Lab Technician
9.	Md. Khushter Ali	Lab technician
10.	Mr. Nilay Kumar	Lab technician
11.	Mr. Ramayan Sharma	Lab Attendant
12.	Mrs. Navneet Sharma	Lab Attendant
13.	Mr. Raushan Kumar	Lab Attendant
14.	Mr. Anil kumar Keshri	Computer Operator
15.	Mr Karan Sah	Computer Operator

16.	MrPradeep Kumar	Computer Operator
17.	Mrs. Sunita Devi	Sweeper
18.	Mrs. Gyanti Devi	Sweeper

#### Academic Activities

- I. Biweekly subject seminar for post graduate students.
- II. Slide based discussion of interesting cases.
- III. Biweekly common Academic Programme.
- IV. Weekly Journal club.
- V. Weekly seminar of faculties.

#### Capital works, new equipment which has been added/contributing to the development of department and procedures done in the annual year

1. Microtome
2. Centrifuge machine
3. Binocular Microscopes

#### Services rendered :

- Routine hematology including CBC, absolute eosinophil count , manual platelet count, detection of hemoparasites
- Peripheral blood smear examination
- Reticulocyte count
- Special stains including MPO and PAS
- Bone marrow examination including bone marrow aspiration and biopsy
- Tests for hemostasis and coagulation including BT, CT, PT, APTT, INR, TT , D-dimer, FDP, fibrinogen and factor assays.
- ESR estimation
- Sickling test
- Body fluid examinations

#### Statistics of Hematology Section for 2019-20

	2019-20
INVESTIGATIONS	No. of cases
Hb	37886
TC	94630
DC	94530
ESR	21368
BT/CT	4736
MP/MF	651
Platelets	84974
Fluid	10153
Reticulocyte Count	1777
MCH	83441
MCHC	91132
MCV	91132

PCV	91132
RBC	91132
Comment on P/S	4108
Absolute eosinophil count	2656
PT	17540
APTT	259
D-dimer	52
FDP Plasma	40
Thrombin Time	4
Fibrinogen	24
Deficient VIII	0
Deficient XI	5
Bone Marrow Aspiration	845
Bone Marrow Biopsy	218
Others	80
Total	869221

#### Educational activities

- Biweekly Case and Slide based discussion.
- Faculties are actively involved in online teaching programmes and webinar.
- Faculties are involved in interdepartmental teaching and training programmes.

#### Courses offered

- I. MD. Pathology (Postgraduate Course)
- II. MBBS
- III. BSc. MLT
- IV. BSc. Nursing

#### Faculty achievements :

##### Publications :

1. Choudhary V, Pankaj S, Teaching morphological features of biopsy slides using projection microscope versus the conventional method of teaching: A comparative study, J Curr Res Sci Med, 2019;5;51-4
2. Choudhary V, Kumari A, Pankaj S, Kumari P, To study over expression of p53 and bcl2 in correlation to HPV infection in premalignant and malignant lesion of the cervix. JIGMS, Feb. 2019. Vol 5, number 1, 21-24.
3. Jamal I, Gupta RK, Sinha RK, Bhadani PP. Cotyledonoid dissecting leiomyoma : an uncommon form of common disease. Obstet Gynecol Sci. 2019; 62(5):362-66.
4. Kumar S, Sinha R. Analysis of 100 Cases of USG Guided FNAC OF Intra-abdominal Mass in Bihar: A study at Tertiary Care Hospital. IOSR Journal of Dental and Medical Sciences 2019;18:48-54.

##### Conferences :

1. Annual conference of Tamil Nadu and Pondicherry, Chapter of IAPM, November 2020, Participated as Delegate- Dr Iffat Jamal, Dr. Shuchismita
2. Multicolor flow cytometry experimental designing and data analysis-online flow cytometry course organized by Flow cytometry solutions from 8th-13th August 2020 -Dr Shuchismita, Dr Iffat Jamal

3. Flowcytometry -Principles,applications , Experimental designing and data analysis organized by Flowcytometry solutions from 2nd to 5 th September 2020attended by Dr Iffat Jamal, Dr Shuchismita.

**Workshops and demonstrations :**

- Demonstration of Medical equipment ( Automated 5-part differential Hematology analyser) by BMSICL attended by Dr.Satish Kumar in 2020.
- Demonstration of Medical equipment (Automated 5-part differential Hematology analyzer) by BMSICL attended by Dr. Shuchismita in 2021.

**Poster presentation:**

- Lab features of newly diagnosed cases of multiple myeloma in al tertiary care hospital in Patna , Bihar : Dr Tulika Singh , MOSCON ,Feb 2020.
- Plasma cell leukemia: Dr. Tulika Singh ,2021





# Department of

# DEPARTMENT OF PHARMACOLOGY

## Our Mission:

- 1) Ensure Patient safety
- 2) Improvement of knowledge and skill
- 3) Research for innovation
2. Name of faculty/Scientists/SR/JR/Staff with designation

FACULTY		
1	Prof. (Dr.) Harihar Dikshit	Professor and Head
2	Dr. Lalit Mohan	Additional Professor
3	Dr. Hitesh Mishra	Additional Professor
4	Dr. Manish Kumar	Associate Professor
5	Dr. Sukalyan Saha Roy	Assistant Professor
6	Dr. Adil Ali Shakur	Assistant Professor
SCIENTISTS		
1	Dr. Md. Margoob Ahmad	Scientist II
2	Dr. Pankaj Prabhakar	Scientist- I
VETERINARY OFFICER		
1	Dr. Manoj Kumar	VETERINARY OFFICER
SENIOR RESIDENT		
1	Dr. Amritanshu Shekhar	Senior Resident
2	Dr. Purnendu Arya	Senior Resident
3	Dr. Raushan Kumar Ranjan	Senior Resident
JUNIOR RESIDENT		
1	Dr.Pankaj Kumar	Junior Resident
2	Dr. Saajid Hameed	Junior Resident
3	Dr.Arun Kumar	Junior Resident
4	Dr.Nidhi Kumari	Junior Resident
5	Dr. Amrendra Kumar Arya	Junior Resident
6	Dr. Mukesh Kumar	Junior Resident
Ph. D. Students		
1	Arka Mandal	Ph. D. Students
2	Khushboo	Ph. D. Students
PHARMACOVIGILANCE ASSOCIATE		
1	Kumari Jyoti Sinha	Pharmacovigilance Associate

TECHNICAL STAFF		
1	Sri P. N. Sharma	(Lab technician)
2	Sri Pradeep Kumar	(S.A.A.)
3	Sri Rabindra Kumar Singh	(J.A.A)
4	Md. Shakeel Ahmad	(Lab Technician)
5	Sri Shailesh Kumar	(Lab Attendant)
6	Sri Kunal Kumar	(Office Attendant)
7	Smt. Rekha Devi	(Sanitary Attendant)
8	Md Kalim	(Sanitary Attendant)

### 3. Clinical Expertise

#### CLINICAL SERVICES:

1) ADR Monitoring Centre-The department of Pharmacology, IGIMS, Patna is the first in Bihar which started Pharmacovigilance Programme of India (PvPI) of Indian Pharmacopoeia Commission (IPC), Ministry of Health & Family Welfare, Govt. of India for ensuring Patient safety, for which it got best AMC award by IPC, Ministry of Health & Family Welfare, Govt. of India.

2) Pulmonary function test: Department has started clinical services, Pulmonary Function test, for the patient on 26.08.2016. Till date 1600 Pulmonary Function Test have been done.

3) Providing clinical consultation (referral service) in OPD for drug related issues, drug safety monitoring, (prevention of ADR), medication reconciliation, therapeutic counseling

#### 4. Significant achievements made with regard to new procedure which can add to the name of IGIMS with summary of methods adopted

1) HOD Pharmacology became Member of Signal Review Panel of Pharmacovigilance Programme of India, IPC, Ministry of Health & Family Welfare, Govt. of India. This panel has the authority to identify any signal generated by studies of submitted ADRs, and send recommendations for any further necessary action by National Regulatory Authorities, CDSCO.

2) HOD Pharmacology became Member of Specialist Board of National Board of Examinations (NBE), Ministry of Health and Family Welfare, Government of India.

#### Proposed Services going to start

1) Sleep Lab: -The Department of Pharmacology and department of Physiology are under process of preparing a joint proposal, for approval by competent authority, to establish Sleep Lab in the department for clinical services and research purposes.

2) 24X7 Drug and Poison Information Centre: -The Board of Governors has approved the proposal submitted by the department of Pharmacology for establishing 24X7 Drug and Poison Information Centre in the Department of Pharmacology at IGIMS, Patna in public interest.

3) Clinical Pharmacology Unit: - A 6 bed CPU has been set up in collaboration with Dept of Medicine which would help in conduct of clinical trials, BA BE studies and other pharmacokinetics research.

4) Autonomic function testing to be started soon in collaboration with Dept of Physiology, IGIMS

### 5. Number of publication made during the current year with year names of the Journal in Vancouver's style

#### Total Number of Publications-

1. Shakur AA, Roy SS, Mohan L, Kumar M, Mishra H, Dikshit H, Likhitkar M, Analysis of reporting of adverse drug reactions in a tertiary care hospital: One year survey. IP Int J Comprehensive Adv Pharmacol 2019;5(1):25-30.

2. Neelima Kumari, Ashutosh Kumar, Manish Kumar. Association of ABO blood group with breast cancer: An observational study. International Journal of Physiology, October-December 2019, Vol.7, No. 4, Page 120-122. 10.5958/2320-608X.2019.00152.5

3. Neelima kumari, Ashutosh Kumar, Manish Kumar. Study of minute ventilation, maximum voluntary ventilation and dyspneic index during pregnancy: An observational, prospective and comparative study. International Journal of Physiology, October-December 2019, Vol.7, No. 4, Page 123-126. 10.5958/2320-608X.2019.00153.7

4. Kumari N, Kumar A, Kumar M. Comparison of cardiovascular, cognitive and stress parameters in presence and in absence of examination among medical students: An observational and prospective study. Indian J Clin Anat Physiol 2019;6(4):462-467

5. Shambhu K. Yadav, Monesh K. Likhitar, Manish Kumar, Lalit Mohan, Harihar Dikshit. Antibiotic utilization pattern in the emergency medicine ward of a tertiary health care centre: An observational study. IP International Journal of Comprehensive and Advanced Pharmacology, January-March 2019;4(1): 26-28.

6. Neelima Kumari, Ashutosh Kumar, Manish Kumar. An Observational and Comparative Study of Diurnal Variation of Spirometry Test Parameters among First and Second Year Normal and Healthy Medical Undergraduate Students. International Journal of Physiology, April-June 2020, Vol. 8, No. 02, Page 104-109.

7. Yadav SK, Kumar M, Roy SS, Hameed S, Mohan L, Dikshit H. Prescription pattern and safety of immunosuppressive drugs in patients of renal transplant in IGIMS Patna - An observational study. Panacea J Med Sci 2020;10(3):1-5

8. Alok Himanshu, Jiut Ram Keshari, Manish Kumar, Pritam Prakash, Ravi Shekhar, Rekha Kumari. Correlation of haemoglobin percentage and glycated haemoglobin level among iron deficient versus non-iron deficient patients without diabetes: An observational and comparative study in a tertiary care centre of Bihar. National Journal of Laboratory Medicine. 2020 Oct, Vol-9(4):B027-B031.

9. Mishra H, Likhitar M, Shakur AA, Mohan L, Dikshit H. Study of Pulmonary Function Test Parameters in Patients of a Tertiary Care Hospital: An Observational, Prospective Study. Int Arch BioMed Clin Res. 2020;6(2):PH1 -PH4.

10. Shakur, A. A., Likhitar, M., Kumar, R., Mohan, L., & Dikshit, H. Prescription Pattern and Adverse Drug Reaction of Drugs Prescribed in Department of Psychiatry in A Tertiary Care Hospital. J Indira Gandhi Inst Med Sci, 2020;6(2):119-124.

11. Arya P, Mishra H, Kumar M, Shakur AA, Mohan L, Dikshit H. An observational, prospective and questionnaire-based study to assess awareness of pharmacovigilance among resident doctors in a tertiary healthcare centre of Bihar. Panacea J Med Sci. 2020;10(1):29-35.

12. Ranjan RK, Kumar R, Kumar M, Mohan L, HameedS, Kumar P, Dikshit H. Assessment of drug utilization pattern and adverse drug monitoring among patients on antipsychotic drugs in a tertiary care hospital of Bihar: An observational and prospective study. Panacea J Med Sci 2020;10(2):139-144.

13. Raushan Kumar Ranjan, Manish Kumar, Rajesh Kumar, Saajid Hameed, Adil Ali Shakur, Lalit Mohan, Harihar Dikshit, Drug utilization study and adverse drug monitoring of antidepressant drugs in a tertiary care hospital of Bihar. Accepted in Panacea Journal of Medical Sciences.

## 6. Academic activities

**COURSES: - The department is providing teaching and practical training in the following courses**

- 1) **Undergraduate teaching:** - Lectures, Practical's, Tutorials and Seminars. (MBBS) 100 students per year.
- 2) **Postgraduate teachings and training (MD Pharmacology)**- Two Students per year.
- 3) **PhD (Pharmacology):** Two candidates have joined the PhD (Pharmacology) programme.
- 4) **BSc. Nursing teaching:** - Lectures, Practical's, Tutorials
- 5) **BSc. MLT teachings:** - Lectures, Practical's, Tutorials
- 6) **DM Clinical Pharmacology:** 2 seats permitted

## 7. Capital works, new equipment which has been added/contributing to the development of department and procedures done

**RESEARCH: -**

The department has well equipped PG Research Lab Facilities for UG, PG and PhD Courses. The following instruments are available and functional in the research lab.

## A. Research laboratory

### (I) Pharmacodynamics laboratory

Clinical Pharmacology Laboratory: A modern Clinical Pharmacology Lab with modern instruments is available to carry out research of drugs in humans.

Sl. No.	Name of equipment	Quantity
1.	Bicycle Ergometer (Digital)	01
2.	TMT	01
3.	Physiograph	01
Sl. No.	Name of equipment	Quantity
4.	Autonomic function testing setup	01
5.	Digital Spirometer	01
6.	Ambu bag and mask	01
7.	B.P. Apparatus	01
8.	Bicycle Ergometer (Digital)	01
9.	Stethoscope	01
10.	Peak Flow Meter	01
11.	Nebulizer-diaphragm type	01
12.	Piston Recorder Palmer C.51	01
13.	Pneumograph Palmer E	01
14.	Digital Spirometer	01
15.	Jacquets graphic chronometer	01
16.	Starling's long extension kymographs with time markers	01
17.	Superspeed kymograph complete	01
18.	Clinical Thermometers	10

### (ii) Postgraduate Research Laboratory

Experimental Pharmacology laboratory

Sl. No.	Name of equipment	Quantity
1.	Analgesiometer	01
2.	Assembly perfusion apparatus for mammalian heart	01
3.	Centrifuge machine	01
4.	Colorimeters	01
5.	Digital weighing machine	01
6.	Cook's Pole Climbing Apparatus	01
7.	Digital pH meter	01
8.	Automatic electric recording drums	01
9.	Eddy's Hot Plate	01
10.	Electro Convulsometer	01

11.	Elevated Plus Maze- Automated	01
12.	Flame photometer	01
13.	Four Unit isolated THERMOSTATIC organ bath palmer	01
14.	Histamine Chamber	01
15.	Metabolic Cages (Diuretic Study)- For Mice	01
16.	Metabolic Cages (Diuretic Study)- For Rats	01
17.	Microscopes ordinary	04
18.	Modern operation table	01
19.	Automatic electric recording drums	01
20.	Bright/dark box-Rat (Automated)	01
21.	Brodi's operation tables	01
22.	Bell jars Assorted	01
23.	Tetanus Set Palmer H2O	01
24.	Vacuum & Pressure Pump	01
25.	Vortex mixer	01
26.	Respiration Pump (500 cc. CAP.)	01
27.	Glass mortar & pestles- 24 (capacity of 500 and 200 cc Each)	24 each
28.	Hot air oven size 14"x14"x14"	1
29.	Incubator Electric Size 14"x14"x14"	1
30.	Apparatus for isolated rabbit intestine	30
31.	Dissection instruments	50 set
32.	Distillation apparatus	1
33.	Frog Boards Palmer c. 120	50
34.	Kymograph-(students) Electric independent unit 100 (Electric recording drum)	30
35.	Jacksons Enterograph	01
36.	Rotatory Evaporator	01
37.	Soxhlet apparatus	01
38.	Plethysmograph	01
39.	Physiograph	01
40.	Rotarod apparatus-Digital	01

### Computer Assisted Learning laboratory

Sl. No.	Name of equipment	Quantity
1.	Desktop for CAL Lab-HP	18
2.	Desktop UPS (APC) for CAL Lab	18
3.	Xpharm pro software for all PC	18
4.	Xcology pro software for all PC	18

### (iii) Skill training lab

Mannequins and relevant equipments for clinical skill training

#### 8. Research

##### Research Ongoing

1. Evaluation of the prescription pattern of drugs in different OPDs of a tertiary care hospital. Dr Harihar Dikshit, Dr Hitesh Mishra, Dr Sukalyan Saha Roy, Dr Sudhir Kumar, Dr Shambhavi Sharan, Dr Archana Sinha, Dr Sanjay Kumar, Dr Saket Sharma, Dr Sarita Mishra
2. Perception of interns regarding online (learning and assessment) prescribing skills program. Dr Harihar Dikshit, Dr Hitesh Mishra, Dr Sukalyan Saha Roy, Dr Sudhir Kumar, Dr Shambhavi Sharan, Dr Archana Sinha, Dr Sanjay Kumar, Dr Saket Sharma, Dr Sarita Mishra
3. Comparative study to assess the efficacy and safety of Metformin and combination of Metformin with Ranolazine in Glycaemic control of Type 2 Diabetes Patients in tertiary care Hospital of Bihar. Nidhi Kumari, Harihar Dikshit, Ved Prakash, Hitesh Mishra
4. Comparative study Tamsulosin and combination therapy of Tamsulosin with Tadalafil in medical expulsive therapy in patient of ureteric stone in tertiary care Hospital of Bihar. Arun Kumar, Lalit Mohan, Vijay Kumar, Manish Kumar
5. Role of Corneal MicroRNA in Bacterial keratitis mouse model. Dr Lalan kumar arya, Dr Bibhuti Prasad Sinha, Dr Rakhi Kusumesh, Dr Manoj Kumar, Dr Namarta Kumari
6. Acute and sub-chronic toxicity study of Swarna Prasham in rodents. Dr. Pankaj Prabhakar, Prof. N.R. Biswas, Prof. (Dr.) Harihar Dikshit, Prof. (Dr.) Bipin Kusmar, Dr. Manish Kumar, Dr. Manoj Kumar.
7. Evaluation of the effect of Bacopa monnieri (Linn.) and Terminalia belerica (Roxb.) in experimental non-alcoholic fatty liver disease in rats. Dr. Pankaj Prabhakar, Prof. (Dr.) Harihar Dikshit, Dr. Manish Kumar
8. Evaluation and comparison of the effect of budding leaves of Clerodendrum infortunatum and metformin in streptozotocin-induced diabetes in rats. Dr. Manish Kumar
9. Drug promotional literature - A Critical Appraisal in a Tertiary Care Teaching Hospital in Eastern India. Amritanshu Shekhar, Hitesh Mishra, Saajid Hameed, Lalit Mohan, Harihar Dikshit
10. Knowledge and Attitude of Artificial Intelligence among Under-Graduate Students. Hitesh Mishra, Amritanshu Shekhar, Saajid Hameed, Harihar Dikshit, Lalit Mohan,
11. Evaluation of Suspected Adverse Drug Reactions of Oral Anti-Diabetic Drugs in a Tertiary Care Hospital of Bihar, India: An Observational Study. Saajid Hameed, Pankaj Kumar, Amritanshu Shekhar, Manish Kumar, Lalit Mohan, Harihar Dikshit.
12. Role of Sensitization and Awareness Program On Knowledge, Attitude and Practice of Self Medication Among Students of Healthcare Profession in A Medical College of Bihar. Manish Kumar, Sukalyan Saha Roy, Adil Ali Shakur, Saajid Hameed, Lalit Mohan, Harihar Dikshit
13. Knowledge, attitude and practice of personal drug selection exercise in writing prescription among undergraduate medical students: A questionnaire-based, observational and prospective study. Manish Kumar, Purnendu Arya, Pankaj Kumar, Saajid Hameed, Arun Kumar, Lalit Mohan, Harihar Dikshit
14. Covid-19 awareness among undergraduate medical students: A questionnaire-based survey. Arun Kumar, Saajid Hameed, Purnendu Arya, Manish Kumar, Lalit Mohan, Harihar Dikshit
15. Evaluation of the effect of Bacopa monnieri (Linn.) and Terminalia belerica (Roxb.) against metabolic syndrome - in vivo and in silico study. Dr. Pankaj Prabhakar

#### 9. New services and facilities

- Providing clinical consultation (referral service) in OPD for drug related issues, drug safety monitoring, (prevention of ADR), medication reconciliation, therapeutic counseling

#### 10. Departments achievements

- 1) CENTRAL ANIMAL HOUSE & INSTITUTIONAL ANIMAL ETHICS COMMITTEE (IAEC), IGIMS, Patna: - The Department has well equipped Animal House. Institutional Animal Ethics Committee of IGIMS, Patna has been registered with CPCSEA (registration number: 1919/GO/Re/S/16/CPCSEA).
- 2) CAL Laboratory- The Department of Pharmacology, IGIMS, Patna has established Computer Assisted Learning (CAL) Laboratory which is first in Bihar and Jharkhand.
- 3) Skill Laboratory: The Department of Pharmacology, IGIMS, Patna has established Skill Laboratory which is first in Bihar and Jharkhand.
- 4) MUSEUM - The Department of Pharmacology has beautiful Museum displaying drugs and history of Medicine.

## 11. Achievements of Faculties/Scientists/SRs/JRs

### 1) Prof. (Dr.) Harihar Dikshit

Additional responsibility- Associate Dean Academic.

Presently working as Incharge Dean Academic

- i. Principal Investigator (PI) of ICMR Task Force research project entitled "Rational use of Medicine" Under National Virtual Centre for Clinical Pharmacology, ICMR, Govt. of India.
- ii. Became Member of Signal Review Panel of Pharmacovigilance Programme of India, IPC, Ministry of Health & Family Welfare, Govt. of India. This panel has the authority to identify any signal generated by studies of submitted ADRs, and send recommendations for any further necessary action by National Regulatory Authorities, CDSCO.
- iii. Member of Specialist Board of National Board of Examinations (NBE), Ministry of Health and Family Welfare, Government of India.
- iv. Elected as Honorary Executive Secretary of IMA A.K.N. Sinha Institute, HQ for 2020-22.

#### Ongoing ICMR Taskforce Projects:

1. Evaluation of the Prescription pattern of drugs in different OPDs of a tertiary care hospital.
2. Perception of interns regarding online (learning and assessment) prescribing skill program.
3. Online prescription skill training modules for Indian Medical Graduates (completed & launched by NPTEL)
4. ICMR-RUMC COVID-19 study for the assessment of prophylaxis for health care workers.
5. ICMR-RUMC COVID-19 cohort study for the assessment of prophylaxis in health care workers.

### 2) Dr. Lalit Mohan

Additional responsibility - Associate Dean Exams, Member Secretary, Departmental Research Committee, Member of Antiragging Squad, Member of Scrape Committee at IGIMS, Patna, Member in editorial board of journal of IGIMS

#### Awards & honours

1. Ex-member of BOG and standing academic committee, IGIMS, Patna
2. Chairman of Ethics committee SS hospital
3. Working as Assessor MCI since 2018
4. He has been nominated as Chairperson SS Hospital Ethics Committee
5. Short Term Student project awarded from ICMR, Govt. of India as a chief guide.
6. Member of causality assessment committee of AMC at IGIMS, Patna since 2015.
7. Member scientific board review Paras Hospital.

#### Conference and workshops attended

1. Joint secretary of Annual Institute foundation day 2020
2. Coordinated the Stall on theme "Self-medication" held during Health Exhibition, Institute Foundation Day 2020 and Dept. of Pharmacology got first prize of Stall.
3. Participated in Pharmamritacon 2020 on date Sept 2020 organized by dept. of AIIMS Kochi

### 3) Dr. Hitesh Mishra

Joined as Additional Professor (technical joining) on 20.09.2018

Additional responsibility -Hostel Superintendent Boys Hostel,

Member of Antiragging Squad,

Member of Medical Education Unit.

Ongoing ICMR Taskforce Projects:

1. Evaluation of the Prescription pattern of drugs in different OPDs of a tertiary care hospital.
2. Perception of interns regarding online (learning and assessment) prescribing skill program.
3. Online prescription skill training modules for Indian Medical Graduates (completed & launched by NPTEL)

#### Chapters:

- Health ecosystem, Health care setting, National Health programmes
  - Drugs and Cosmetics Act, 1940; Rules, 1945 and Drugs Schedules, amendments thereof, Fixed Dose Combinations, Over The Counter drugs, AYUSH Drugs, Nutraceuticals and Health Supplements
4. ICMR-RUMC COVID-19 study for the assessment of prophylaxis for health care workers.

5. ICMR-RUMC COVID-19 cohort study for the assessment of prophylaxis in health care workers.

#### **Awards & Honours**

- a. Member of the Health Exhibition committee, Institute foundation day.
  - b. Coordinated the Nukkad Natak on theme "Adverse drug reaction sensitivity programme" held during Health Exhibition, Institute Foundation Day Celebration 2019 at IGIMS, Patna.
- Working as Co-Investigator in the ICMR sponsored project on Rational Use of Medicine at IGIMS, Patna
  - Conference attended: Attended 2nd Annual Conference of SAC ACCP held on April 2019
  - Pursuing Advance Course in Medical Education.

### **3) Dr. Manish Kumar**

#### **Awards & Honours**

- 1) Member of National Editorial Board of the "IP International Journal of Comprehensive and Advanced Pharmacology" since 24/02/2018
- 2) Member of causality assessment committee of AMC of IGIMS, Patna under Indian Pharmacopeia Commission National coordination Centre, Pharmacovigilance Programme of India from 28-04-2018 to till date.
- 3) Elected as Finance Secretary of Bihar Chapter of Association of Physiologists and Pharmacologists of India till date.
- 4) Member Secretary-cum-Scientific-In-Charge, Central Animal House facility, Institutional Animal Ethics Committee (IAEC), IGIMS since 2016.
- 5) Faculty Member of Medical Education Unit (MEU), IGIMS, Patna since 31-08-2020

#### **Conference and Workshop attended**

1. 65th Annual National Conference of Association of Physiologist & Pharmacologists of India, APPICON2019 held from 26-11-2019 to 30-11-2019 at Guwahati Medical College, Guwahati, Assam.
2. Workshop on "Intensive Sleep Technology Workshop" from April 14th to 19th, 2019, at Baldev Singh Sleep Laboratory, Dept. of Physiology, AIIMS, New Delhi (Organized under the aegis of Indian Society for Sleep Research)

### **6) Dr. Sukalyan Saha Roy**

#### **Ongoing ICMR Taskforce Projects:**

1. Evaluation of the Prescription pattern of drugs in different OPDs of a tertiary care hospital.
  2. Perception of interns regarding online (learning and assessment) prescribing skill program.
  3. Online prescription skill training modules for Indian Medical Graduates (completed & launched by NPTEL)
  4. ICMR-RUMC COVID-19 study for the assessment of prophylaxis for health care workers.
  5. ICMR-RUMC COVID-19 cohort study for the assessment of prophylaxis in health care workers.
- ◆ Working as Co-Investigator in the ICMR sponsored project on Rational Use of Medicine at IGIMS, Patna
  - ◆ Member of state AEFI Causality Assessment team of Bihar

### **6) Dr. Adil Ali Shakur**

#### **Conference, Workshop & Webinar attended:**

1. Webinar on Covid 19: Indian Journal of Pharmacology (IJP) & Indian Pharmacological Society (IPS)
2. Virtual Certificate Course on Bio-Statistics- "Statistics in Biomedical and Epidemiological Research - Basic Insights" - Bengal Forum of Clinical Pharmacology and Therapeutics
3. East Zone Online Advanced Level Training Programme in Pharmacovigilance: Patient Safety Monitoring in Covid-19- IPGME&R, Kolkata & IPC, Ghaziabad
4. Online Certificate course in Pharmacovigilance- MEU India
5. E-CME: Covid-19- Changing challenges in diagnosis and treatment
6. CME and workshop on Respiratory Care organised by Indian Society of Critical Care Medicine, IGIMS, Patna
7. Online National symposium on "Competency Based Medical Education (CBME) in Pharmacology"

### **7) Dr. Md. Margoob Ahmad**

#### **Workshop/ Conferences/Webinar**

- ◆ Webinar on "Immune Memory: Remembering your Infections and Vaccines" Department of Biotechnology, Jamia Millia Islamia, New Delhi.
- ◆ Webinar on "The effects of HLA antibodies on endothelial cell: Mechanisms of antibody mediated rejection - Nicole M



Valenzuela" Organized by Indian Society for Histocompatibility and Immunogenetics.

- ♦ Webinar on "The Clinical Utility of Pharmacogenomics: The Coming Age of Precision Transplantation" Organized by Indian Society for Histocompatibility and Immunogenetics.
- ♦ Webinar on "Unfavorable mismatches and acceptable antibodies in kidney transplantation" Organized by Indian Society for Histocompatibility and Immunogenetics.

#### 8) Dr. Pankaj Prabhakar

- ♦ Received an extramural research grant from ICMR, New Delhi, Govt. of India

#### Workshop/conferences/Webinar:

- ♦ Certificate online-course on "COVID-19 Contact Tracing" in June 2020 from Johns Hopkins University, Baltimore, United States.

#### 9) Dr. Amritanshu Shekhar

##### Conference & workshop attended

- ♦ Webinar on COVID-19 organised by Indian Pharmacological Society.
- ♦ Virtual pharmacology conference - "PHARMAMRITACON 2020", organised by Amrita Institute of Medical Sciences, Kochi
- ♦ Webinar on "Vaccine Safety: Basic to Advanced", organized by Regional Training Center for South Zone, Department of Pharmacy, JSS Medical college and Hospital, Mysuru in association with PvPI, IPC, Ghaziabad
- ♦ Online National symposium on "Competency Based Medical Education (CBME) in Pharmacology"

#### 10) Dr. Purnendu Arya

- ♦ Attended CME and workshop on Respiratory Care organised by Indian Society of Critical Care Medicine, at IGIMS, Patna in December 2020.
- ♦ Attended Online National symposium on "Competency Based Medical Education (CBME) in Pharmacology"

#### 11) Dr. Raushan Kumar Ranjan

1. Attended CME and workshop on Respiratory Care organised by Indian Society of Critical Care Medicine
2. Attended Online National symposium on "Competency Based Medical Education (CBME) in Pharmacology"

#### 12) Dr. Pankaj Kumar

- 1) Attended Virtual Certificate Course on Bio-statistics organised by Bengal forum of Clinical Pharmacology & Therapeutics
- 2) Attended CME and workshop on Respiratory Care organised by Indian Society of Critical Care Medicine

#### 13) Dr. Saajid Hameed

- 1) Attended 11th Annual National Conference of Indian Society for Rational Pharmacotherapeutics ISRPTCON 2020
- 2) Attended webinar on COVID-19 organised by Indian Pharmacological Society.
- 3) Attended CME and workshop on Respiratory Care organised by Indian Society of Critical Care Medicine.

#### 14) Dr. Nidhi Kumari

1. Attended CME on Recent Advances in Paediatric Surgery held in IGIMS, Patna
2. Participated in online study program, Principles of Clinical Pharmacology conducted by NIH, USA and certified for the same.
3. Attended ISRPT-Webicon 2020 organized by TMMC, Moradabad
4. Participated in Certificate Course on Pharmacovigilance conducted by MEU, India.
5. Participated as Delegate for the webinar on Vaccine Safety basics to advanced organized by JSS Medical college, Mysore in association with IPC, Ghaziabad

#### 15) Dr. Arun Kumar

- 1) Attended Virtual Certificate Course on Bio-statistics organised by Bengal forum of Clinical Pharmacology & Therapeutics
- 2) Attended CME and workshop on Respiratory Care organised by Indian Society of Critical Care Medicine
- 3) Attended ISRPT Webicon 2020 organised by Indian Society for Rational Pharmacotherapeutics ISRPTCON 2020
- 4) Completed Basic Course in Biomedical Research 2020

#### 16) Dr. Amrendra Kumar Arya

#### 17) Dr. Mukesh Kumar

## 12. Photograph of Department/ New instruments



Photographs of Pharmacy Laboratory



Photographs of Experimental Pharmacology and CAL (Computer Assisted Learning) Lab



Photographs of Clinical Pharmacology and Research Laboratory



Photographs of Central Animal House



Photographs of PFT Lab



Skill Laboratory

# Department of PHYSIOLOGY



**OUR MISSION:** The Mission of the Department of Physiology is to carry out evidence-based teaching, scientific research and relevant patient services and to bring innovation and excellence in both research and teaching. The Vision of the Department is to be a top-ranked research-intensive academic department in the discipline of Physiology.

<b>FACULTY :</b>		
1.	Dr. Ashok Sahran	Professor & HOD
2.	Dr. Tarun Kumar	Additional Professor
3.	Dr. Manish Kumar	Additional Professor
4.	Dr. Sunita	Associate Professor
5.	Dr. Pooja Sakshi	Assistant Professor
6.	Dr. Chandan Kumar	Assistant Professor
<b>SENIOR RESIDENTS/TUTOR :</b>		
1.	Dr. Manju Lata	Tutor
2.	Dr. Sohail Ahmed	
<b>JUNIOR RESIDENTS (Academic) :</b>		
1.	Dr. Kumar Siddharth	Junior Residents
2.	Dr. Deepmala Sinha	Junior Residents
3.	Dr. Suman Kumar Saurav	Junior Residents
4.	Dr. Abhishek Kumar	Junior Residents
5.	Dr. Amitayush	Junior Residents
6.	Dr. Gaurav Sinha	Junior Residents
<b>TECHNICAL STAFFS :</b>		
1.	Shri. Shailesh Kumar Singh	
2.	Shri. Alok Anand	
3.	Shri. Umashankar Prasad	
<b>SUPPORTING STAFF :</b>		
1.	Shri. Dhananjay Kumar	
2.	Shri. Babloo Ram	
3.	Smt. Rupa Kumari	

## **Annual progress made in 2019-20:**

- Department got permission to start M.Sc. and Ph.D. courses in the subject of Physiology.
- Dr. Kumar Siddharth
- Dr. Deepmala Sinha
- Dr. Suman Kumar Saurav for M.D.
- Dr. Abhishek Kumar for M.D.
- Dr. Amitayush for M.D.
- Dr. Gaurav Sinha for M.D.

- Mrs. Josni Khah for Ph.D.

**Significant achievement made with regard to new procedure:**

- Advance Research Lab- It is in process of establishment with five units:
  1. PFT Lab
  2. Neurophysiology Lab
  3. Exercise Lab
  4. Sleep Lab
  5. Autonomic Function Lab

**Publications/Paper presentations/Conference Attended:**

Publications:

1. Kumar T, Kumar M, Sunita, Sakshi P, Sharan A. Pulmonary function Tests among traffic policemen in Patna. JIGIMS 2019; 5(1):42-45.
2. Kumar T, Jha K, Sharan A, Sakshi P, Kumar S, Kumar A Study of the effect of obesity on QT-interval among adults. Family Med Prime Care 2019; 8: 1626-9.
3. Sakshi P, Sinha S, Shankar M, Sharan A, Kumar T, Sunita. Study of Variations in Handgrip Strength in Asthmatic and Non Asthmatic People. International Journal of Physiology 2019;7:119-122
4. Kumar T, Jha K, Sharan A, Sakshi P, Kumar S, Kumari A. Study of the effect of obesity on QT-interval among adults. J Family Med Prim care 2019;8:1626-1629.
5. Kumar M, Sunita, Sharan A, Kumar T, Sinha S, K Anita, Sakshi P. Should problem based learning be included in teaching Physiology along with traditional method of learning? A student perception. IJOP 2019; 7(2):140-144.
6. Kumar C, Singh R.K: Evaluation of urinary calcium creatinine ratio in pre-eclampsia. The Patna Journal of Medicine: Vol (94) No.01; 71-76, (2020)
7. Kumar C, Singh R.K: Prevalence of anemia among adolescent girls of Bihar. The Patna Journal of Medicine: Vol (93) No. 11; 842-848, (2019)

**Workshop/Training Programs:**

**Dr. Tarun Kumar, Professor & Head**

- Participated in the Curriculum Implementation Support Program from 9th to 11th April, 2019 at the MCI Regional Centre, SAIMS, Indore.
- Basic Revised Course CISP

**Dr. Manish Kumar, Additional Professor**

- Basic Revised Course CISP

**Dr. Sunita, Associate Professor**

- Participated in a workshop on "Sleep Fundamentals in Polysomnography" held on 27th November 2019 at Guwahati Medical College, Guwahati Assam.
- Basic Revised Course CISP
- Basic Course in Biomedical Research (Online)

**Dr. Pooja Sakshi, Assistant Professor**

- Participated in Curriculum Implementation Support Program held from 21st -23rd January, 2020, at Indira Gandhi Institute of Medical Sciences, Patna under aegis of Nodal Centre, Pramukshwami Medical College, Karamsad, Gujarat.
- Participated in revised Basic Course workshop in Medical Education Technologies, conducted by SAIMS Indore, regional Centre in Medical Education Technologies, at Indira Gandhi Institute of Medical Sciences, Patna, Bihar from 16th -18th January 2020.
- Participated as a delegate in Satellite workshop on "Application of Ergonomics: Approaches to Improve Health and Safety" on 26th September, 2019 organized at DIPAS, DRDO, Delhi in VIIth Congress of Federation of Indian Physiological Societies.

**Dr. Manjulata, Senior Resident**

1. Participated as a delegate and oral presentation in the BR/JH APPICON on "Classroom to Clinics: New Horizons to Explore" held at Rajendra Institute of Medical Sciences, Ranchi on 19th & 20th October, 2019.
2. Participated as a delegate and presented the poster in the BR/JH APPICON on "Classroom to Clinics: New Horizons to Explore"

held at Rajendra Institute of Medical Sciences, Ranchi on 19th& 20th October, 2019.

3. Participated as a delegate in the APPICON 2019, organized by Department of Physiology and Department of pharmacology, Gauhati Medical College, Guwahati, Assam, held on 28th, 29th and 30th November 2019.
4. Participated in a workshop on "Sleep Fundamentals in Polysomnography" held on 27th November 2019 at Guwahati Medical College, Guwahati Assam.

#### **Paper presented/Conference Attended**

##### **Dr.Suman Kumar Saurav**

5. Attended and completed a training course on "Biostatistics for medical data analysis by "MS-Excel" from 09-05-2019 to 11-05-2019.
6. Participated as a delegate and presented the poster in the BR/JH APPICON on "Classroom to Clinics: New Horizons to Explore" held at Rajendra Institute of Medical Sciences, Ranchi on 19th& 20th October, 2019.

##### **Dr.Abhishek Kumar**

1. Attended and completed a training course on "Biostatistics for medical data analysis by "MS-Excel" from 09-05-2019 to 11-05-2019.
2. Participated as a delegate and presented the poster in the BR/JH APPICON on "Classroom to Clinics: New Horizons to Explore" held at Rajendra Institute of Medical Sciences, Ranchi on 19th& 20th October, 2019.
3. Participated as a delegate in the APPICON 2019, organized by Department of Physiology and Department of pharmacology, Gauhati Medical College, Guwahati, Assam, held on 28th, 29th and 30th November 2019.

##### **Dr. Amitayush**

1. Participated as a delegate in the BR/JH APPICON on "Classroom to Clinics: New Horizons to Explore" held at Rajendra Institute of Medical Sciences, Ranchi on 19th& 20th October, 2019.

#### **Academic Activities:**

- Seminar and Journal club presentation were conducted in the department twice a week (Wednesday & Thursday).

#### **New services and facilities:**

- Department library was further enriched by further addition of 81 books and 23 journals.

#### **Educational Activities:**

- 1st year MBBS lectures, practical classes, student seminar, part completion tests and Regular Examinations are conducted.
- Post graduate training (Research, Practical classes for post graduate, weekly seminars and journal club presentation, Teaching of MBBS & Paramedical students by Postgraduate students etc.)
- Lectures and practical classes in the subject of Physiology for B.Sc. Nursing & other Paramedical.

#### **Courses Offered:**

Postgraduate Training: MD Physiology for two seats has been recognised by the MCI. Currently Five students are pursuing MD (Physiology) course in the department.

Ph.D. in Physiology





# Department of PHYSICAL MEDICINE & REHABILITATION

**Our Mission** is to provide high quality clinical care, education and research in the field of Physical Medicine and Rehabilitation and is dedicated to improving quality of life of persons with physically disabling conditions (Pain, Arthritis, Cerebral palsy, Polio, Stroke, Traumatic Brain , Spinal cord injury, Amputation, Athletes fitness and Sports injury etc). Development of low cost Physical diagnosis and Rehabilitation is of special interest.

FACULTY :		
1.	Dr Raj Kumar	Associate Professor
2.	Dr. Ganesh Kumar	Assistant Professor
SENIOR RESIDENT :		
1.	Dr Deepak Kumar Sharma	Senior Resident
2.	Dr. Sabir Pottichi	Senior Resident:
JUNIOR RESIDENT :		
1.	Dr. Sanjeev kumar	Junior Resident
ORTHOTIC & PROSTHETIC TECHNICIAN:		
1.	Sri Achintya Prakash	Orthotic & Prosthetic Technician

#### Annual progress in 2019-20:

Founding milestone achieved with shifting of PMR OPD in new PMR building inaugurated by Sri Ravi Shankar Prasad, Minister for Communications, Electronics & Information Technology and Law & Justice, Government of India. On 20.09.2020 with proposed facilities of minor OT, Daycare services, NCV-EMG, dedicated rehabilitation area for patients of long term disabilities like stoke, spinal cord injury, cerebral palsy, myopathies , neuropathies, sports related injuries, arthritis etc. Now the OPD days have also become daily instead of 4 days in a week.

Dept of PMR is providing all interventional services (including MSK Ultrasound diagnosis) of OPD patients even during covid pandemic with successfully doing Pain, musculoskeletal, Rheumatological interventions & medical rehabilitation procedures (Injection/Exercise/Education/Medication etc).

There is a recruitment of Prosthetic and orthotic technician (P&O) under the PMR department. There is ongoing plan for the development of artificial limb centre.

One nursing staff is recruited (Outsourced) for the department in order to perform patient care.

#### Services rendered:

- 1) All days OPD .
- 2) IPD : In ward block 226. Currently sharing 6 beds with oncology. Others may get Pvt room admissions on request.
- 3) Referrals : 3-6 per week from various departments.
- 4) Special care and time considerations for sports person and disabled.
- 5) Muskuloskeletal ultrasound being used as stethoscope (routine office examination) for diagnosis of various Pain, Sports & Neuromuskuloskeletal disorders.
- 6) All interventions done by USG guidance like Joint, Peritendinous and ligament, Nerve blocks, Bursa, fascia, sheaths, triggers points, muscles on approved and affordable hospital charges.
- 7) PRP (Platelet rich plasma) and Prolotherapy as regenerative medicine.
- 8) Botulinum toxins for Cervical dystonia and spasticity (CP, Stroke, Brain & spinal injuries) and various pain disorders
- 9) Specialised rehabilitation services to spinal/brain injury patients for their Bowel and Bladder care, Sexual, Vocational and Psychological counselling.

## Statistics of PMR OPD

	Apr 2019-March 2020	Apr 2018-March 2019
New Registration:	1474	1436
Old Registration	2921	2960
Emergency Registration	01	02
Total patients	4396	4398

## Rehabilitation Diagnosis:

<b>Pain &amp; Disability</b>	
Neck Pain & Arm pain	476
Back Pain Leg pain	460
<b>Arthritis &amp; Disability</b>	
Knee OA	285
Inflammatory arthritis RA, Spondyloarthropathy etc	494
Cerebral palsy, brachial plexus injury, Neural tube defects, Club foot etc	230
Polio	16
Stroke & TBI	35
Spinal Cord Injury	21
F) Amputation	08
Total	2025

## No. of Musculoskeletal USG done (To plan various rehab interventions like Medications, Injections, Exercises, Diagnosis)

Region	No. of case
UL (Shoulder, Elbow, Wrist, hand)	365
LL (Hip, Knee, Ankle)	425
Trunk	56
Total	846

(UL: Upper limb; LL: Lower limb)

**PMR Interventions :** Total 475 various like joint injections, Prolotherapy, Trp injections, muscle & tenosynovial injections, Nerve blocks to decrease Pain, spasticity, swelling thus thereby increasing function. (Anatomical land mark & USG Guided techniques)

**Cerebral Palsy Clinic:** Multidisciplinary Cerebral Palsy clinic started in September 2017. Which runs every Wednesday in PMR OPD. 208 new patients enrolled in this year. Total 410 patients till April 2020.

**Cancer Pain & Rehabilitation:** is done on all OPD days, most patients have disability secondary to Breast Ca, Oral Cancer, Spinal and Brain tumours (primary or secondaries) and (referred from Oncology and Orthopaedics, Neurosurgery OPDs)

**Inflammatory Arthritis Rheumatology clinic:** runs in all OPD days. Multidisciplinary Rheumatology is being planned to start soon.

Diabetic foot Clinic is also under process

**Sports related Diagnosis & Rehab :** is given special consideration and extra time.

Department achievements - New PMR building handed over on 20.09.2020, daily OPD service started. Now strength of 4 Physiatrist doctor (2 faculties and 2 Senior residents).

1 P&O technician and 1 nursing staff joined the department.

### Faculty achievements:

#### ■ Dr Raj Kumar:

- Rejoined as Associate Professor.

- Invited as Faculty by Indian Biologics Orthopaedic Society 2019 as Chairperson and conducting Cadaveric workshop on USG guided Joint and musculoskeletal injection, at CSS, Sri Ramchandra Institute of Higher Education & Research, Chennai 29-30 March 2019.
- Invited as faculty in IAPMRCON 2019 (47th Annual Conference of PMR) for Videolecture of Suprascapular nerve block on 18th to 20th Jan 2019, Mumbai.
- Delivered Lecture on Osteoporosis Rehab in CME on Osteoporosis at IGIMS Patna.
- Interventional Role of USG guidance in RA on RA update organised by BAPMR.
- Participated as faculty in Basic Surgical training and resuscitation at IGIMS Patna.
- Participated as Master faculty in UPOA-PGICL 2019 organised by Dept. of Orthopaedics, IMS, BHU.
- Chaired one session "Neurology for Orthopaedics" on 17-11-2019, Patna
- Participated in Workshop on research and development promotion for PwDs in Bihar organised by State Commissioner Disability office.
- Co- Org. secretary in IAPMR midterm CME2020 virtual conference
- Chairman Souvenir committee, IAPMR midterm CME2020 (1st Virtual CME)
- Co-Chairman BAPMRCON2020 (Annual Conference)
- **Dr. Ganesh Kumar. (Joined as Assistant Professor on 01-06-2019)**
  - Attended Conference and Chaired one session in IAPMR Mid Term CME-2019 on 20-22 Sep-2019 at AIIMS Rishikesh, Uttarakhand.
  - Recent Advances & Update on Osteoporosis 21-07-2019
  - Must Know Neurology for Orthopaedics on 17-11-2019, Patna.
  - Member scientific committee, IAPMR midterm CME2020
  - Organising secretary BAPMRCON2020
- **Residents and Faculties attended various CME, Conferences and Workshops**
  - MSK CME cum Workshop on 03-03-2019.
  - International Workshop on Point of Care Sonography in Emergency and Critical Care on 22-24 Sept-2019.
  - Recent Advances and Update on Osteoporosis on 21-07-2019.
  - Neurology Update.
  - Rheumatoid update by BAPMR.
  - Neurology for Orthopaedics on 17-11-2019.
  - Certificate Course in Essentials of Palliative Care on 07-08 Dec-2019. (Dr Deepak S.R)

#### Publications :

- 1) Kumar Raj, KB Sumalatha, Mittal Nimish, Handa Gita, Singh U, Musculoskeletal Ultrasound - The Physiatrist's and Third Eye, March 2017; Vol 28 (1) : 31-38.
- 2) Kumar R, Gupta AK, Runu R, Pandey SK, Kumar M. Clinical profile of cerebral palsy: a study from multidisciplinary clinic at tertiary care centre. Int J Contemp Pediatr 2018;5:1626-30.
- 3) Kumar Raj et al, Upper Limb Musculoskeletal Disorder in Type 2 Diabetes Mellitus: A Cross Sectional Study. International Journal of Contemporary Medicine 2019;7(1):42-47
- 4) Deepak et al, Clinical Profile of Plantar Fasciitis - A Tertiary Care Centre Study. Journal - Paripex- Indian Journal of Research. Vol- 8, Issue - 11, November-2019.
- 5) Deepak et al, Treatment outcome of plantar Fasciitis with local Steroid Injection by Ultrasound versus palpation technique. Journal - IP International of Orthopaedic Rheumatology.
- 6) Deepak et al, Treatment outcome of plantar Fasciitis with local Steroid Injection by Ultrasound versus palpation technique. Journal - Annals of Physical and Rehabilitation Medicine. Vol-61, July-2018.
- 7) Prakash A, Kumar R, Kumari P. Designing and evaluation of new dynamic prosthetic foot on transtibial amputees in a low resource setup. Int J Health Allied Sci 2020;9:332-6.

#### Academic Activities



## Common Academic Program

Tuesday	3.30pm to 4.30pm
Friday	3.30pm to 4.30pm

Department Academic and clinical teaching Program: Departmental academic activities every Monday and Thursday including clinical case presentation, Power point presentation and Musculoskeletal Ultrasound discussions.

Monday	3-4 pm
Thursday	2-4pm

- Expert Opinion for assessment of Disability & Certification (State govt): Multiple times.
- Expert call for Disability assessment in IAS Bhawan (State govt): Many times
- Other than OPD, musculoskeletal USG, rehab interventions. All patients were suggested/given rehab planning along with psychosocial, vocational, sexual rehab measures to improve & compensate physical deficits thus helping to lead a normal healthy social life.



# Department of PSYCHIATRY



The department started with one Senior Resident who joined on 13th June, 2013. Subsequently on 26th June 2014 one Assistant Professor joined and later on 11th April 2016, one Professor joined the department as head. Currently, department has one Professor, two Associate Professors, one Assistant Professor, one Senior Resident, one Junior Resident, one Clinical Psychologist and other supporting staffs.

## Our Mission

To provide basic and advanced psychological and pharmacological treatment to people suffering from various common and severe mental ailments, imparting state of art education and spreading awareness among general population regarding various mental illnesses and their preventive aspects.

To also provide state of the art teaching to undergraduate, post graduate and nursing students including various allied disciplines and to conduct quality research and training for the betterment of society.

FACULTY/SR/JR :		
1.	Dr. Rajesh Kumar	Prof. & Head
2.	Dr. Krishna Kumar Singh	Associate Professor
3.	Dr. Santosh Kumar	Associate Professor
4.	Dr. Niska Sinha	Assistant Professor
JUNIOR RESIDENT		
5.	Dr. Pravin Kumar Kesari	Junior Resident (Academic)
6.	Dr. Vinay Kumar Deo	Junior Resident (Academic)
7.	Dr. Yasir Mohammad	Junior Resident (Academic)
CLINICAL PSYCHOLOGIST		
8.	Ms. Priya	Clinical Psychologist

## Clinical expertise:

The faculty members, senior resident and clinical psychologist are having a clinical acumen to handle various kinds of mental disorders including the psychosocial issues inherent to them. All are trained in providing various clinical treatments available in the field of psychiatry and allied disciplines.

**Dr. Rajesh Kumar**, Professor and Head is an accredited master trainer in HIV counseling. He has vast experience of Community Psychiatry, Forensic Psychiatry, Consultation liaison Psychiatry. He has also been trained by WHO in SCAN based clinical interview and has expertise in counseling and psychotherapy. He is also in-charge De-Addiction Clinic.

**Dr. Krishna Kumar Singh**, Associate Professor takes care of Child Psychiatry and Marital and Psychosexual subspeciality,

**Dr. Santosh Kumar** has recently joined as an Associate Professor of Psychiatry. He has been trained in Revised Basic Course in Medical Education Technologies as well as in Curriculum Implementation Support Program (CISP) under the aegis of Medical Council of India (MCI) Regional Centre, Dehradun. He is also trained in Data Analysis for Medical Professionals using SPSYCHO-SOCIAL SUPPORT -24 under the aegis of SPSYCHO-SOCIAL SUPPORT South Asia. He has expertise in Counseling and Psychotherapy with keen interest in Spiritual healing. He has been assigned the in-charge of Geriatric Psychiatry Clinic in the department.

Dr. Niska Sinha, Assistant Professor is in-charge Community Psychiatry and Headache clinic. Clinical Psychologist Priya looks after the Family counseling services.

## Annual Progress made in the year 2019-20

The year 2019-20 has been very crucial in terms of annual progress made by the department:

- **Manpower:** There has been increase in the number of faculty members, residents, clinical psychologist and other supporting (both technical and non-technical) staff members.

- Space and Infrastructure: From July, 2019 independent inpatient space (IPD Block) has been provided for the department with 30 patients (20 Male and 10 Female) in the old college building. Office space, faculty rooms, library with adequate number of books, national, international journals and seminar room in the outpatient block has also been provided.
- Equipments: New instruments like ECT, Biofeedback, Psychological tools have been procured for the department and are being used.
- Clinical work: There has been significant increase in number of patients visiting Psychiatry OPD, indoor admissions, emergency registrations and referrals from various clinical departments. There has been hike in daily outpatients from 30-40 patients per day previous year to about 100-120 (25-30 new patients) visiting daily, this year. Inpatients admissions have increased from 2-3 per week to 10-15 per week this year. Also from this year, department has started speciality clinics like Headache clinic, Child guidance clinic, De-addiction clinic, Geriatric clinic, Community outreach clinic, Marital and Psychosexual clinic, Psycho-oncology clinic and Family counseling clinic.

Significant achievements made with regard to new procedure which can add to the name of IGIMS with Summary of methods adopted- Our department is still expanding and we hope to plan novel things in future.

**Number of Publications made during the annual year:**

- 1 Shakur A A, Likhitkar M, Kumar R, Mohan L, dikshit H, Prescription Pattern and adverse drug reaction of drugs prescribed in department of psychiatry in a tertiary care hospital JIGIMS, August, 2020 Vol. 6, No. 2 Page 119
- 2 Ranjan K R, Kumar M, Kumar R, Hameed S, Shakur A A, Mohan L, dikshit H, Drug utilization study and adverse drug monitoring of antidepressant drugs in a tertiary care hospital of bihar, Panacea Journal of Medical Sciences 2020;10(3):315-319.
- 3 Ranjan K R, Kumar M, Kumar R, Kumar M, Mohan L, hameed S, Kumar P, Dikshit H, Assessment of drug utilization pattern and adverse drug monitoring among patients on antipsychotic drugs in a tertiary care hospital of bihar: An observational and prospective study. Panacea Journal of Medical Sciences 2020;10(2):139-144.
1. Dasgupta R, Kumar R. Effects of Occupational Stress And Burnout On Work Efficiency Among Nursing Professionals In IGIMS, Patna. Paripex- Indian Journal of Research 2019; 8(1): 182-86.
2. Sharma P, Kumar S, Sharma CS, Dixit V, Rathi H, Arya V. Assessment of depression in patients of type-2 diabetes mellitus attending a tertiary care centre. International Journal of Contemporary Medical Research 2019; 6(6):F9-F14. DOI: <http://dx.doi.org/10.21276/ijcmr.2019.6.6.10>
3. Sinha N, Pal S, Rae A, Laxman K.A, Kumar R. Body image concerns and self-esteem during pregnancy. International Journal of Scientific Research 2019; 8(2):1-3.
4. Sinha N, Sinha S.K. Quality of life and functional disability in patients with obsessive compulsive disorder. Journal of Medical Science and Clinical Research 2019; 7(2):103-108.
5. Sinha N, Sinha S.K. A study of stress in caregivers of patients with schizophrenia. Journal of Medical Science and Clinical Research 2019; 7(2): 417-20.
6. Sinha N, Sinha S.K. Depression among medical students of a government medical college of Bihar. International Journal of Scientific Research 2019; 8(3): 72-73.
7. Sinha N, Sinha S.K. Clinical profile of geriatric patients attending as psychiatric outpatient. Indian Medical Journal 2019; 113(1): 13-14.
8. Sinha N, Sinha S.K, Singh KK. A study on the prevalence of internet addiction and associated depression among medical students of a government medical college of Bihar. Indian Journal of Applied Research 2018; 8(11) 1-2.
8. Sinha N, Sinha S.K, Singh KK. A study on the prevalence of internet addiction and associated depression among medical students of a government medical college of Bihar. Indian Journal of Applied Research 2018; 8(11) 1-2.
9. Sinha S.K, Sinha N, Singh KK. Psychiatric morbidity of anxiety and depression among patients with acne. Paripex- Indian Journal of Research 2018; 7(10): 76-78.
10. Dr. Krishna Kumar Singh, Dr. Abhay Kumar, Dr. Niska Sinha. Psychiatric Comorbidity in Headache patients in a Tertiary Care Hospital of Eastern India, Accepted for INTERNATIONAL JOURNAL OF SCIENTIFIC RESEARCH, June 2020.
11. Dr. Krishna Kumar Singh, Dr. Abhay Kumar, Dr. Iftexhar Khan. A Study to assess Anxiety and Depression among Patients with Skin Disorders, Accepted for GLOBAL JOURNAL FOR RESEARCH ANALYSIS, June 2020.
12. Dixit V, Kumar S, Chaudhury S, Neuropsychological dysfunctions among chronic schizophrenia patients, alcohol dependence cases and normal subjects: A comparative study. Ind. Psychiatry J 2020;29:105-22
13. Dr. Niska Sinha, Dr. Rajesh Kumar, Dr. Krishna Kumar Singh. Pedophilic Disorder: A case Report, JIGIMS, 2019, Vol. 5, No. 1, 87-88.

14. Kumar S, Rathi H, Sharma CS, Dixit V, Singh T. Psychiatric co-morbidities in patients of dhat syndrome: a cross sectional study in a tertiary care centre. Panacea Journal of Medical Sciences 2018; 8(1): 10-15.

**Academic activities:**

There has been regular classes for students of

1. Undergraduate MBBS
2. Post basic nursing
3. Bachelor of Physiotherapy
4. B.Sc. Forensic Medicine on various topics of Psychiatry. Clinical teaching of interns and nursing students posted in the department are done by faculty members and clinical psychologist.

The department is actively involved in conducting CMEs, Seminars, Awareness activities on various themes of Psychiatry.

Departmental academics are regularly conducted in the department every week:

- **MONDAY- CASE CONFERENCE**
- **WEDNESDAY- JOURNAL CLUB**
- **SATURDAY- SEMINAR**

We are also conducting classes for our PG Students (Lecturer/ Tutorials)

**Capital works, new equipment which has been added/Contributing to the development of department and procedures done:**

A new state of the art OPD building, Inpatient (IPD) block in old college building has started for the department of Psychiatry with all advanced facilities. Department has procured ECT machine, biofeedback machine and psychological assessment tools this year. **A proposal has been submitted by Department of Psychiatry with a budget of around 3.6 crores for up-gradation of department.**

**Subspecialty Clinics:**

The department has been providing clinical services to various sub-speciality clinics like Geriatric Psychiatry, Child Psychiatry, Community Psychiatry, Consultation-liaison Psychiatry, De-addiction Psychiatry etc.

SNo.	Name of the Clinic	Days on which held	Timings	Name of Clinic In-charge
1.	Headache Clinic	Mondays	2-3 pm	Dr. Niska Sinha
2.	Child guidance Clinic	Tuesdays	2 -3pm	Dr. Krishna Kumar Singh
3.	De-addiction Clinic	Wednesdays	2 -3pm	Dr. Rajesh Kumar
4.	Geriatric Clinic	Thursdays	2 -3pm	Dr. Santosh Kumar
5.	Community psychiatry (Community outreach Clinic at Maner)	Thursdays	10-12am	Dr. Niska Sinha
6.	Marital and Psychosexual Clinic	Fridays	2-3 pm	Dr. Krishna Kumar Singh
7.	Psycho-oncology Clinic	Saturdays	10-11 am	Dr. Rajesh Kumar/ Ms. Priya
8.	Family Counselling Clinic	Daily	9-1 pm	Dr. Rajesh Kumar/ Ms. Priya

**Training:**

Department is providing periodic training in various clinical skills of psychiatric interviewing and treatment methods to Interns, MBBS students, Post basic nursing and B.Sc. Nursing students. Postgraduate and undergraduate Psychology and Social work students from various universities across India are also trained by the department.

**Research Projects:**

**Research Completed:**

1. Self-Esteem and Quality of Life among attendant of Hemodialysis Patients. PI: Alik, Co-PI: Dr. K. K. Singh.
  2. Psychological distress among attendants of mentally ill Patients. PI: Dr. K. K. Singh  
A book chapter on "Eating Disorders" in IPS textbook for Undergraduate psychiatry by Dr. Rajesh Kumar and Dr. Niska Sinha
- Research ongoing:

1. "An Assessment of perception of loneliness among medical students of a tertiary care medical institute of Eastern India" PI: Dr. Rajesh Kumar, Prof. & Head, Psychiatry
2. Seroprevalence of IgG antibody to SARS-Cov-2, Physical and mental well being among healthcare workers a multi centric prospective study from Patna. PI: Dr. Ajit Gupta, Prof. and Head, Anesthesiology, Co PI: Dr. Rajesh Kumar, Prof. & Head, Psychiatry
3. "Assessment of motivation for solitude, COVID-19 Related Anxiety and Resilience among Medical Students" PI: Dr. Santosh Kumar, Assoc. Prof. Psychiatry
4. "A cross-sectional comparative study to assess the impact on mental health among patients with medical and surgical morbidities and their primary caregivers coming to emergency setting of tertiary care referral hospital amidst COVID-19 pandemic" PI: Dr. Niska Sinha, Assistant Prof. Psychiatry
5. "Prevalence of Internet Addiction and its relationship with insomnia, depression, anxiety and stress among medical students of a tertiary care hospital of Eastern India." Co-Guide: Dr. Niska Sinha, Assistant Prof. Psychiatry
6. "Behavioral and Psychological Symptoms of Dementia and its correlation with caregiver distress". PI: Dr. Vinay Kumar Deo, Junior Resident Psychiatry
7. "A study of stressors family environment, coping patterns and family burden in persons with dissociative disorder" PI: Dr. Yasir Mohammad, Junior Resident Psychiatry
8. "Quality of Life, Stigma, Self-esteem and Psychological Wellbeing among Patients of Leprosy and Vitiligo: A Comparative Study". PI: Dr. Pravin Kumar Kesari, Junior Resident Psychiatry
9. "Assessment of Perception of Parenting Practices among Patient with Common Mental Disorder". PI: Ms. Priya Clinical Psychologist

#### Services rendered:

- A. OPD SERVICES: 6 days a week, 100 to 120 patients per day. From this year Saturday OPD has started, earlier only Monday to Friday OPD was running.
- B. IPD: Currently 30 beds, 10 to 15 admissions per week
- C. REFERRAL SERVICES: 5 to 10 per day from various clinical departments
- D. EMERGENCY SERVICES: 24 X 7 hrs
- E. SPECIALISED TREATMENT SERVICES: Crisis intervention, Marital therapy, Couple therapy, Behaviour therapy, Counseling, psychotherapy and Family therapy

#### New Services and facilities

The department is undergoing expansion in terms of infrastructure and human resources. New services in the form of ECT, Biofeedback and Psychological testing and assessments have been started. A proposal has been submitted by with a budget of around 3.6 crores for starting new Services and facilities in the department.

#### Educational activities:

The department has been organizing various awareness and educational activities for the students, faculty members and general population.

1. World Bipolar day was celebrated on 30th of March and a public symposium was organized on various aspects of Bipolar disorder.
2. World Schizophrenia day was celebrated on 24th May and a patient awareness programme was organized.
3. World Suicide Prevention day celebrated on 10th September to spread awareness among doctors, staff and students, short movies on the theme were screened.
4. World Alzheimer's day on 25th September was celebrated with screening of the movie "Black".
5. World Mental Health Day was celebrated on 10th October and general public was educated on various aspects of Mental health and related disorder.

#### Courses offered

M.D courses- 3 Seats (Session 2020-21) permitted in Psychiatry will soon start. In the pipeline department has plans to start short term fellowship and certification course in Guidance and Counseling. Department has Ph.D Course in Psychiatry.

Departments achievements: Department of Psychiatry got MCI (BOG) approval to start

MD psychiatry course- 3 seats from session 2020-21.

#### Faculty achievements:

- Dr. Rajesh Kumar has been given the responsibility of MCI assessor for the subject of MD psychiatry and he has visited

many medical colleges for the inspection of various infrastructure and human resources to run MD Psychiatry course.

- He has been given the responsibilities of Dean Research of the institute from 1.02.2020
- He has been invited by State Health society & UNICEF, Bihar to talk about psychosocial support and prevention of stigma and discrimination among following groups on the topic of COVID-19 & Mental Health
  1. Stigma & Discrimination orientation training to 104 call Center "Staff in 2 batches: 80 (20 & 21 May 2020)
  2. Stigma & Discrimination orientation training to ICTC counselors: 170 (22 May 2020)
  3. Stigma & Discrimination orientation training to FLW: 92,000+ (2nd June 2020)
  4. Stigma & Discrimination orientation of NSS Volunteers: 1420 (25 June 2020)
  5. Psycho-Social Support orientation of Medical officers (Tirhut division): 482 (18 August 2020)
  6. Psycho-Social Support Orientation of SMNet Coordinators:129 (1st Batch) (18 August 2020)
  7. Psycho-Social Support orientation of Medical Officers (Munger Division): 474 (25 August 2020)
  8. Psycho-Social Support orientation of Medical Officers (Magadh Division): 355+ (26 August 2020)
  9. Psycho-Social Support Orientation of SMNet Coordinators: 111+(2nd Batch) (27 August 2020)
  10. Psycho-Social Support orientation of Medical Officers (Saran Division): 110 (28 August 2020)
  11. Psycho-Social Support orientation of Medical Officers (Purnea Division): 366+ (31 August 2020)
  12. Psycho-Social Support orientation of Medical Officers (Darbhanga Division): 342+(1 September 2020)
  13. Orientation of Patna Women's college Students on PSYCHO-SOCIAL SUPPORT : 100+(1 September 2020)
  14. Orientation of Field Publicity Officers (FPOs) on PSYCHO-SOCIAL SUPPORT : 200+ (1 September 2020)
  15. Psycho-Social Support Orientation of SMNet Coordinators: 129+ (3rd Batch) 3 September 2020)
  16. Psycho-Social Support orientation of Medical Officers (Bhagalpur Division): 177+ (8 September 2020)
  17. Psycho-Social Support orientation of NGO/CSO Members: 201+ (9 September 2020)
  18. Psycho-Social Support orientation of Medical Officers (Kosi Division): 382+ (10 September 2020)
  19. Psycho-Social Support orientation of Medical Officers (Patna Division): 613+ (24 September 2020)
  20. Psycho-Social Support orientation of ART Staff: 206+ (26 September 2020)
- Organized a webinar on pandemic, lockdown and couples-changing landscape and dynamics 30 August 2020.
- Organized a panel discussion on world suicide prevention day 10th September 2020.
- Invited by NIPI for delivering a talk on mental health issues among the adolescents during the lockdown
- Participated as resource person in a webinar arranged in IPS Bihar State Branch on the topic of COVID-19 & Dementia 26.09.2020.
- Participated as a resource person in a webinar organized by CRC for skill development, Rehabilitation & Empowerment of PWDs, Patna on the topic of Mental Health for all on 08.10.2020.
- Delivered a talk on unmet needs and challenges in accessing mental Health services since NMHP in India and way forward 10.10.20.

**Chairperson:** Brintellix a multimodal antidepressant for full functional recovery dated 20.10.2020

Invited to deliver a scholarly lecture entitled "Sign and symptoms in Psychiatry" on 06.10.2020 in the "Four weeks online Internship Training programme in counseling and psychotherapy organized by department of psychology, Banaras Hindu University, Varanasi.

Attended a live webinar on 24.10.2020 at 8-9 pm on topic "Spirituality in professional & personal Life" with speaker Dr. Avdesh Sharma, Delhi and Chairperson Dr. Sudhir V Shahi, Gujarat.

Dr. Santosh Kumar, Associate Professor presented his research paper on

"Predictors of psychiatric comorbidity in patients of Migraine" in ANCIPS 2019 at Lucknow. He also gave a talk on "Does Adherence to therapy impact outcomes in patients of Schizophrenia" in Bihar state branch IPS meet on 28th September at Patna. He has been continuing as Treasurer of Indian Psychiatric Society- Bihar State Branch

Dr. Niska Sinha, Assistant Professor Psychiatry gave an awareness message on Radio FM on theme "Greater investment in mental

health" on 8 th October and 10 th October, 2020 on World mental health day. She also was active in awareness talks on various themes on various platforms organized by Indian Psychiatric Society- Bihar State Branch in lieu of foundation day IPS celebrations. She is Executive member Indian Psychiatric Society- Bihar State Branch.

Ms. Priya, Clinical Psychologist has been invited by State Health society & UNICEF, Bihar to talk about psychosocial support and prevention of stigma and discrimination in various groups on the topic of COVID-19 & Mental Health.

She participated in various awareness programs and also organized webinar on pandemic, lockdown and couples-changing landscape and dynamics

She was one of the panelists in a panel discussion on world suicide prevention day 10th September 2020.

She was invited by NIPI for delivering a talk on mental health issues among the adolescents during the lockdown



BIOFEEDBACK MACHINE



ECT MACHINE



PSYCHOLOGICAL TOOLS:



# Department of PULMONARY MEDICINE



**Our Mission:** The Pulmonary Medicine department is committed for advancement of the prevention and treatment of respiratory diseases through integration of patient care, biomedical research, and professional education.

Our vision is to provide innovative, exceptional, humanistic care to our patients; to perform important research that enhances the understanding of lung health and create new ways to prevent, detect and treat respiratory disorders; and, to educate our students and other physicians to be outstanding clinicians, biomedical researchers, and leaders in Respiratory Medicine.

Department's mission is to

- Provide state-of-the-art patient care of the highest quality and compassion.
- Advancement of this state of the art care through biomedical research.
- Teach fellows, residents, and other trainees, the knowledge and skills they will need to sustain this mission in future.

We fulfill this mission through our care of patients across the spectrum of illness from outpatients to the critically ill. Their problems inspire our research efforts and their experiences serve us as our classroom.

FACULTY :		
1.	Dr. Manish Shankar	Additional professor & Head
2.	Dr Satyadeo Choubey	Associate professor
3.	Dr. Md. Arshad Ejazi	Assistant Professor
SENIOR RESIDENT :		
1.	Dr. Dinesh Kumar	Senior Resident
JUNIOR RESIDENT:		
1.	Dr. Sunny Kumar	Junior Resident:

## Clinical expertise:

### Clinical Interests

Airway Obstruction; Asthma; Bronchoscopy; Continuous Positive Airway Pressure; Cough; Cystic Fibrosis; Lung Diseases; Pneumonia; Respiratory Care Units; Respiratory Center; Respiratory Distress Syndrome, Adult; Respiratory Function Tests; Sleep Disorders, Lung Cancer

Department provide comprehensive consultative, diagnostic and therapeutic services for patients with illnesses that affect the lungs and breathing. The latest technology is used to provide state-of-the-art care in both the outpatient and hospital settings, including the intensive care units.

We have expertise in a range of respiratory conditions including but not limited to: lung cancer diagnosis and treatment; chronic obstructive lung diseases including asthma; interstitial lung diseases; pulmonary vascular disease including pulmonary hypertension; sleep disorders; acute and chronic respiratory failure; and various lung infections.

### Services offered through the Pulmonary Medicine department include:

- Outpatient clinics for evaluation and treatment of various lung conditions
- Hospital inpatient services for evaluation and treatment of various lung conditions
- Intensive care services for management and treatment of the critically ill
- Sleep disorders evaluation and treatment
- Bronchoscopic diagnosis and treatment
- Thoracoscopic diagnosis and treatment
- USG Thorax and various USG guided interventions
- Access to various diagnostic and treatment protocols
- Pulmonary Function Laboratory



## ■ Pulmonary Rehabilitation Program

Clinical expertise, research, and education are integrated to provide the best care available while advancing the science of pulmonary and critical care medicine for the future.

### **Annual progress made in the year 2017-2018:**

In 2013, Department of T.B and Chest disease was started at IGIMS, Patna. It was later renamed as Pulmonary Medicine in 2019. The Department of Pulmonary Medicine provides tertiary level care to patients related to Chest diseases & TB (Drug sensitive and Drug resistant Tuberculosis). The department is recognized by the Medical Council of India for undergraduate. The outpatient department is at PMR building. The indoor admissions are made to DR-TB ward (DOTS Plus Ward - Drug Resistant Tuberculosis patients, 8 bedded), and wards at Anex building for TB patients & patient related to Chest diseases. We have started doing Spirometry, Bronchoscopy, and USGThorax since year 2016 and Thoracoscopy since 2019.

### **Significant achievements made with regard to new procedure which can add to the name of IGIMS with summary of methods adopted:**

- I. Pulmonary function test(Spirometry)
- II. Fibre optic video bronchoscopy
- III. Ultrasound Thorax and guided procedures.
- iv. Thoracoscopy

### **Number of publications made during the annual year with year names of the Journal in Vancouver's style:**

1. "Manish Shankar, Satyadeo Choubey, Saket Sharma, Rakesh Kumar, Shishir Kumar: To evaluate and quantify the Rifampicin sensitive/Resistant tuberculosis using Xpert MTB/RIF assay: Our experience at the DOTS Plus site. JIGIMS, Volume:05, Number.02, 2019(118-125)."
2. "Sunita, Rekha kumari, Ashok Sharan, manish Shankar: Assessment of serum vitamin D level in patient of mild to moderate asthma. JIGIMS, Volume: 05, Number.02, 2019(135-138)."
3. "Manish Shankar, Kalyan kumar saha, Praveen kumar, Mukesh kumar tiwari, Samir kumar: Haemoptysis: Aetiopathological, Radiological profile and its outcome, Our experience. JEMDS, April 23, 2018; Vol. 7, issue. 17(2078-2083)." (Index Copernicus, Index medicus).
4. "Manish Shankar, Kalyan kumar saha, Kumari Sneha, Mukesh kumar tiwari, Amarendu kumar, Praveen kumar: Utility of fibreoptic bronchoscopy: An experience from a tertiary health care centre of Bihar, India. IJCMR, February 2018; Vol. 5, Issue. 1(B1-B4)." (Index Copernicus, Index medicus).
5. "Manish Shankar, Kalyan kumar saha, Praveen kumar, Saket Sharma, Samir kumar: Clinico-Radiological and pathological profile of lung cancer patients: An experience from tuberculosis and chest department of Indira Gandhi Institute Of Medical Sciences, Patna: A tertiary health care centre of Bihar. IJSS, March 2018; Vol. 5, Issue. 12(100-104)." (Index Copernicus, Index medicus).
6. "Kalyan kumar saha, Manish Shankar, Amarendu kumar, Kumari Sneha, Praveen kumar, Sudhir Kumar, Amit kumar Mishra, Rakesh roshan: Effect of proper lifestyle modifications on the management of type 2 Diabetes mellitus. IJSS, March 2018; Vol. 5, Issue. 12(105-108)." (Index Copernicus, Index medicus).
7. "Kalpana Chandra, Praveen kumar, Kalyan kumar saha, Amarendu kumar, Manish Shankar: A study of clinical profile of Dengue fever in a tertiary care centre. JEMDS, April 2018, Vol. 7, Issue. 16(1989-1992)." (Index Copernicus, Index medicus).
8. Kumar H, Choubey S. Predictors of mortality in patients of acute exacerbation of chronic obstructive pulmonary disease: A prospective observational study. Indian J Respir Care 2018; 7: 77-82
9. Avashia, Sanjay, et al. "A STUDY OF EPIDEMIOLOGICAL PATTERN OF MULTIDRUG RESISTANT PULMONARY TUBERCULOSIS PATIENTS PRESENTING TO A TERTIARY CARE CENTRE IN CENTRAL INDIA." Journal of Evolution of Medical and Dental Sciences, vol. 7, no. 8, 2018, p. 962+
10. Choubey S, Avashia S, Goyal SK. Utility of blind pleural biopsy in undiagnosed pleural effusion using Abrams needle. J. Evid. Based Med. Healthc. 2018; 5(1), 57-60. DOI: 10.18410/jebmh/2018/12
- Md Arshad Ejazi, Mohammad Shameem, Rakesh Bhargava, Zuber Ahmad, Jamal Akhtar, Nafeees A Khan, Md Mazhar Alam, Md Arif Alam, CG Adil Wafi. Correlation of exhaled carbon monoxide level with disease severity in chronic obstruction pulmonary disease. Lung India 2018; 35: 401-6
- Md Arshad Ejazi, Md Mazhar Alam, Mohammad Shameem, Rakesh Bhargava, CG Adil Wafi, Salauddin. Thoracic aortic aneurysm: A rare cause of elevated hemidiaphragm. Lung India.
- Abhishek K, Ejazi M Arshad, Hashim Z, Chaudhary R, Niharika K. Multiple myeloma with different thoracic manifestations: Case

series. Indian J Respir Care 2018;7:108-12

- Saxena Mukul, Bhargava Rakesh, Ahmad Ibne, Akhtar Jamal, Ahmed Zuber, Shameem Mohammad, Alam Mohammed, Ejazi Arshad, Baneen Ummul. Role of transbronchial needle aspiration in patients with thoracic lymphadenopathy on CT scan. American Journal of Internal Medicine.
- Mohammad Shameem, Mohd Arif Alam, Zuber Ahmad, Arshad Ejazi. COPD in Non-smokers-Prevalence and Risk Factors British journal of medicine and medical research. 2015 - Volume 8[Issue 2].
- Nafees Ahmad Khan, Salauddin, Mohammad Shameem, Ashish Jain, Arshad Ejazi, Arif, Shahzad Anwar. Multiorgan echinococcosis including liver, lung and breast: A rare case report. Journal of Medical Science and Clinical Research Vol//06//Issue//07//463-465//July.
- Mukul Saxena, Deepak Kumar Pandey, Zuber Ahmed, Rakesh Bhargava, Mohammad Shameem, Ummul Baneen, Mazhar Alam, Arshad Ejazi, Jamal Akhtar. False Positivity of Widal Test in Patients of Pulmonary Tuberculosis. Indian Journal of Chest Diseases

**Academic activities:**

**MBBS**

Lectures	Approx. 25 lectures for each batch
Bed side teaching	15 hours /week
Tutorial/Seminar	02 hours / week
Topic discussion	01 hour/every 15 days

**For Residents and interns**

Case discussion	01 hour/week
Seminar	01 hours/week
Journal club	01 hour/month
Radiology Club	01 hour/week

**Capital works, new equipment which has been added/contributing to the development of department and procedures done:**

- I. Pulmonary function test (Spirometry)
- II. Fibre optic video bronchoscope: Broncho alveolar lavage, Endo bronchial and Trans bronchiolar lung biopsies, Trans bronchiolar needle aspiration
- III. Thoracic Ultrasound and USG guided various invasive procedure
- IV. Medical Thoracoscopy

**Subspecialty/Division**

- I. DR-TB Ward
- II. Dedicated TB OPD
- III. ILD OPD
- IV. Lung Cancer OPD

**Training**

Training to Undergraduates, Postgraduates, and Residents about Spirometry, Bronchoscopy, lung ultrasound, ventilator management, DR-TB management.

**Research**

- I. As Principle Investigator from the department:
  - i) Prevalence of Allergic Bronchopulmonary Aspergillosis among patients with Bronchial asthma in a tertiary care centre of Bihar.
  - ii) To evaluate the Rifampicin resistant pulmonary tuberculosis using Xpert MTB/Rif assay in patients referred to IGIMS, Patna, a tertiary health care centre of Bihar.
  - iii) A multicenter, randomized, 52 week, double blind, parallel group, active controlled study to compare the efficacy and safety of QVM149 with QMF149 in patients with asthma.
- II. As Co-Investigator from the department:
  - i) Distribution of biofilm producing different candida species from various clinical samples at a tertiary health center in Bihar.
  - ii) A study on the correlation of airway hypersensitiveness and body mass index.

- iii) Study of variation in handgrip strength in asthmatic and non-asthmatic people.
- iv) Effect of isometric exercise on pulmonary function of asthmatic patients.
- v) Association of Vit D deficiency in cases of pulmonary tuberculosis and its therapeutic effect.

**Services rendered:**

**Clinical Interests**

Airway Obstruction; Asthma; Bronchoscopy; Continuous Positive Airway Pressure; Cough; Cystic Fibrosis; Lung Diseases; Pneumonia; Respiratory Care Units; Respiratory Center; Respiratory Distress Syndrome, Adult; Respiratory Function Tests; Sleep Disorders, DR-TB

Department provide comprehensive consultative, diagnostic and therapeutic services to the patients with illnesses that affect the lungs and breathing. The latest technology is used to provide state-of-the-art care in both the outpatient and in-patient hospital settings, including the intensive care units.

We have expertise in a range of respiratory conditions including but not limited to: lung cancer diagnosis and treatment; chronic obstructive lung diseases including asthma; interstitial lung diseases; pulmonary vascular disease including pulmonary hypertension; sleep disorders; acute and chronic respiratory failure; DR-TB and various lung infections.

**Services offered through the Pulmonary medicine department include:**

- Outpatient clinics everyday for evaluation and treatment of various lung conditions
- Hospital inpatient ward services comprising of 35 bedded Pulmonary Medicine ward for evaluation and treatment of various lung conditions
- Intensive care services comprising Of 5 bedded respiratory ICU for management and treatment of the critically ill patients.
- Sleep disorders evaluation and treatment
- Facility of Video-Bronchoscopy for various diagnosis and treatment
- Medical Thoracoscopy
- Facility of Ultrasound machine in the ward for both diagnostic and therapeutic purposes
- Treatment Protocols in place for various respiratory conditions
- Pulmonary Function Test Laboratory
- Pulmonary Rehabilitation Program
- Free admission and treatment of DR- TB under RNTCP programme.

Clinical expertise, research, and education are integrated to provide the best care available while advancing the science of pulmonary and critical care medicine for the future.

**New services and facilities:**

- I. Dedicated TB OPD running 6 days /week
- II. 26 bedded DR-TB Ward
- III. Spirometry
- IV. Bronchoscopy
- V. Thoracoscopy

**Educational activities:**

**MBBS**

Lectures, Bed side teaching, Tutorial/Seminar

**MD as co-guide**

Topic discussion

**For Residents and interns**

Case discussion, Seminar, Journal club

**Courses offered**

Nil

**Departments achievements:**

- Spirometry has been started in the department.
- Establishment of Bronchoscopy suite.

- Establishment of Ultrasound machine.
- Fiberoptic Video Bronchoscopy has been started since 2016 in the department and different kinds of diagnostic & therapeutic procedures like Endobronchial & Transbronchial biopsy, TBNA, BAL, Foreign body removal etc are being done regularly.
- Medical Thoracoscopy and various guided procedure.
- Pulmonary medicine department is providing DOTS & DOTS Plus to all TB patients under RNTCP programme.
- Under RNTCP daily DOTS regimen was launched from department of Pulmonary Medicine, IGIMS in Bihar.
- Department has DR-TB ward which provide free admission, investigation and treatment of different Mono/Poly drug resistant, MDR TB patients under PMDT programme of RNTCP.
- Department of Pulmonary medicine, IGIMS is a referral center of DR-TB patients from 6 different districts of Bihar under the programme.
- Under the PMDT programme 2017, our DR-TB center has been elevated to Nodal DR-TB center where it deals with Failure, Drug reaction, Complicated MDR, Pre-XDR and XDR TB cases. New drug Bedaquiline and Delamanid is being used in Pre XDR & XDR TB cases in my department.

### Photograph of Department/New Instrument



Fig: "Fibreoptic Video Bronchoscope" and Thoracoscopy coinstalled in Department of Pulmonary Medicine.

# REGIONAL INSTITUTE OF OPHTHALMOLOGY

**OUR MISSION :** Regional institute of Ophthalmology is apex institute of super speciality eye care in Bihar. It started functioning in year 1995 and in very short span evolved to provide comprehensive eye care encompassing all subspecialties, basic eye sciences and community Ophthalmology.

RIO, IGIMS-Patna caters to more than 75,000 out patients per year and performed more than 3500 complex surgeries with multispecialty coordination. It acts as a pivotal centre in Governmental eye care serving as referral centre for complex medical and surgical Eye Disease both from Government and Private sector.

RIO regularly organises state and national level conferences and multiple small CMEs involving active participation of Eye Practitioners in Bihar. Serving to the last man standing in the queue is one of the missions that guides our Doctors at RIO and to accomplish this RIO has started a tele-ophthalmology project and has permanently adopted a peripheral centre at Maner.

One of the most ignored parts of clinical ophthalmology is continued research in Basic Science and to accomplish this RIO has involved eminent internationally renowned ophthalmologists and Professor Emeritus and scientists.

Eye bank of Bihar at RIO is the major breakthrough and is acting like revolution in corneal blindness. RIO is in the process of educating the public about the eye donation. Many views and ideas are being inculcated and in process to make more people come forward and join to give light in the darkness.

This year being an year of COVID 19 and strict regulations, in spite of that we catered to more number of patients than before, following guidelines of testing and social distancing.

FACULTY :		
1.	Dr. Bibhuti. P. Sinha	Professor & HOD
2.	Dr. Gyan Bhaskar	Addl. Professor
3.	Dr. Nilesh Mohan	Addl. Professor
4.	Dr. Rakhi Kusumesh	Assoc. Professor
5.	Dr. Mobashir Sarfraz Ali	Associate professor
6.	Dr. Anita Ambastha	Associate Professor
7.	Dr. Abhishek Anand	Assistant Professor
8.	Dr. Rashmi Kumari	Assistant Professor
SCIENTIST :		
9.	Dr. Lalan kumar Arya	Scientist-II
10.	Dr. Pankaj Kumar	Scientist-I
SENIOR RESIDENT		
1)	Dr Shrishtee Shree	Senior Resident
2)	Dr Nishant Nandan	Senior Resident
3)	Dr Poonam	Senior Resident
4)	Dr Shivani Sinha	Senior Resident
5)	Dr Amrendra Kumar	Senior Resident
6)	Dr Vidya Bhushan Kumar	Senior Resident
7)	Dr Aayushi	Senior Resident
8)	Dr Ankita Singh	Senior Resident
9)	Dr Vandana Parasar	Senior Resident

10)	Dr Divyakumari	Senior Resident
11)	Dr Pinki Kumari	Senior Resident
12)	Dr Paramveer Bharti	Senior Resident
13)	Dr Surabhi	Senior Resident
<b>JUNIOR RESIDENT (DNB TRAINEE)</b>		
1.	Dr Vivek Singh	Junior Resident
2.	Dr Parul Sharma	Junior Resident
3.	Dr Anjula Kumari	Junior Resident
4.	Dr Monika Raj	Junior Resident
5.	Dr Pragati Raj	Junior Resident
6.	Dr Shadma Eqbal	Junior Resident
<b>TECHNICAL STAFF :</b>		
1.	Sister	07
2.	O.T. Assistant	01
3.	Hospital Attendant	01
4.	Ophthalmic Technician	05
5.	Office attendant	01
6.	Sanitary attendant	01
<b>CONTRACTUAL STAFF</b>		
1.	Sister	05
2.	Ophthalmic Technician	06
3.	Reception clerk	01
4.	OT Technician	01
5.	Hospital attendant	15
6.	Receptionist	01
<b>RESEARCH LAB- STAFF</b>		
1.	Ms Anita Kumari	Lab technician
2.	Mrs. Rekha Kumari	Lab attendant
<b>DBT -BIRAC STAFF</b>		
1.	Dr. Ashutosh Kumar	Research fellow/ Medical officer
2.	Mrs. Shivangni Raj	Quality manager
3.	Mr. Chandan Kumar	Project co-ordinator
4.	Ms KrishaVatsa	Optometrist
5.	Ms Aarti Rai	Office assistant
6.	Mr. Murari Kr Singh	(Accountant)
7.	Mr. Ved Prakash	(Health worker)
8.	Mr. Md Saif	(Health worker)

## EDUCATION:

### EDUCATIONAL PROGRAMME

- M.S. Ophthalmology (4 seats): Started in 2019
- DNB ophthalmology (2 Primary+2 secondary) till 2019.
- Senior Residency Scheme.
- Bachelor of Optometry (10 seats /year) with integrated paid internship.

### SHORT TERM TRAINING

- Corneal transplant and Eye Banking training for Staff & Doctors of different

### Medical colleges of Bihar

- Regular Intra departmental Seminars and Journal Club.
- Participation in Institute Academic Programme every Tuesday and Friday.
- M.B.B.S teaching programme.
- Teaching Programme for Bachelor of Optometry and Nursing Students.

### CONTINUE MEDICAL EDUCATION

#### POST GRADUATION DEGREE /DIPLOMA

Dr. Pramod Kumar has cleared his DNB under guidance of Professor Dr.(Prof) Bibhuti P. Sinha

#### PG THESIS UNDER STUDY

1. **Dr Vivek Singh**

Thesis title: Limbal cell deficiency: demography aetiology and outcome of limbal stem Transplantation

Guide: Dr Rakhi Kusumesh, Reg. No.126-15104-182-221478

2. **Dr. Parul Sharma**

Thesis: Comparative evaluation of selective laser trabeculoplasty (SLT) and Latanoprost (0.005%) in cases of freshly detected POAG as primary therapy

Guide: Dr Bibhuti P.Sinha, Reg No. 126\_15104-182-22155

3. **Dr Shadma Eqbal**

Thesis : Comparative evaluation of Retinal Nerve Fibre Layer and ganglionic cell complex thickness on OCT in patients of neurodegenerative diseases.

Guide: Dr Gyan Bhaskar

Co guide: Dr Anita ambastha, Dr Janardan

4. **Dr Anjula Kumari**

Thesis: To study and compare the corneal endothelial cell count on specular microscopy in patients of diabetic retinopathy before and after anti VEGF injection

Guide: Dr Nilesh Mohan

Co guide: Dr M.S.Ali

5. **Dr Pragati Raj**

Thesis : Comparative evaluation of ocular blood flow by colour doppler in cases of primary open angle glaucoma and age matched normal population

Guide :Dr Bibhuti P. Sinha

Co guide: Dr Rakhi Kusumesh

6. **Dr Monika Raj**

Thesis : comparative evaluation of microvascular changes on optical coherence tomography angiography in mild, moderate non proliferative diabetic retinopathy with patients without diabetic retinopathy

Guide: Dr Bibhuti P. Sinha

Co guide: Dr Abhishek Anand, Dr Rashmi Kumari

### PUBLICATIONS AND PRESENTATIONS :

1. Ambastha A, Kusumesh R, Sinha, Shalini Sinha BP Bhasker G. Causes of visual impairment in applications for blindness certificates in a tertiary centre in Bihar and its role in health planning. Indian J Ophthalmol. 2019 Feb;67(2):204-208.

2. Lalankumar Arya, Manoj Kumar, Pallavi Priya, Kumar Saurabh, and Namrata Kumari Isolation and Identification of Klebsiella pneumoniae from a Milk Sample; Indian Vet. J., January 2020, 97 (01): 15-17.
3. Kusumesh R, Ambastha A, Lalan K Arya, N Mohan, BP Sinha, V Ravidas; Keratitis occurring in patients treated with miltefosine for post-kala-azar dermal leishmaniasis; Br J Ophthalmol. 2020 Sep 22; bjophthalmol-2020-317325.
4. Kusumesh, Rakhi & Sinha, Bibhuti & Ambastha, Anita & Bhasker, Gyan & Mohan, Nilesh. (2020). Slit-beam retro-illumination assisted phacoemulsification for cataract with coexisting corneal opacity. Nepalese Journal of Ophthalmology. 12. 153-157. 10.3126/nepjoph.v12i1.22039.
5. Kusumesh R, Ambastha A, Sinha BP, et al. Long-Term Visual Outcome in Surgical Management of Cataract Coexistent With Corneal Opacity in One-Eyed Patients. Asia-Pacific Journal of Ophthalmology (Philadelphia, Pa.). 2020 Sep-Oct;9(5):412-419.
6. R.Rathinam, Lalan K Arya ; R.S.G Kartikeyan ; S.Sen, Cytokines and cellular profile in pediatric parasitic ocular granulomas. Ocular Immunology and Inflammation; Manuscript ID NOII-2020-0702.R1- Accept (19-Nov-2020).
7. Gupta CL, Nag TC, Jha KA, Kathpalia P, Maurya M, Kumar Pankaj, Gupta S, Roy TS. Changes in the Inner Retinal Cells after Intense and Constant Light Exposure in Sprague-Dawley Rats. Photochemistry and Photobiology 2020, 96:1061-1073.
8. Nilesh Mohan et al Solar Retinopathy- A case series. Sch J Med Case Rep, February, 2019; 7 (2): 105-108.
9. Khushbu Rani, Nilesh Mohan, Rekha Kumari, Uday kumar. To evaluate the relationship between lipoprotein (A) and retinopathy in type 2 Diabetes Mellitus. Paripex- Indian Journal of Research April 2019 Vol 8(4):53-54.
10. Khushbu Rani, Rekha Kumari, Uday Kumar, Nilesh Mohan, Pritam Prakash. Determination of serum cholesterol, TG, HDL-C And LDL-C concentrations in patients with diabetic retinopathy that referred to Indira Gandhi Institute of Medical Sciences, Patna during 2017-2018. IJSR February-2019; Vol 8(2): 5960.
11. Vandana Parasar, Nilesh Mohan, Rekha Kumari, Bibhuti P Sinha. To Evaluate the Relationship of HbA1c Levels and Serum Magnesium in Patients with Type II Diabetes and Its Correlation with Diabetic Retinopathy. JMSCR July 2019; Vol 07 (07): 277-281.
12. Nilesh Mohan et al. Flapless modified Toti's procedure with use of circumosteal Mitomycin C as adjunctive therapy in management of failed Dacryocystorhinostomy (DCR) JMSCR July 2019; Vol 07(07):956-961.
13. Bhaskar G, Ambastha A, Sinha B P, Mohan N, Mishra D. Comparative analysis of surgical technique in large lower lid tumour excision- laissez faire vs conventional lid reconstruction. World journal of pharmaceutical research, January 2019, volume 8, Issue 1, 1445-1450.
14. Bhaskar G, Kambale V S, Ambastha A, Sinha B P, Sinha R, Study of surgical outcome of ipsilateral conjunctival Autograft in case of primary double Pterygium, Indian journal of applied research, June-2019, vol.9 issue -6.
15. Kambale V S, Bhaskar G (corresponding author), Observation and epidemiology of ocular trauma in children: Hospital based study (accepted-international journal of contemporary surgery). June 2019.
16. Bhaskar G, Kambale VS, Sinha BP, Ambastha A, Aayushi, Sinha R, Kumar S, Cross-sectional and observational study of paediatric ocular trauma presenting at tertiary eye care centre of Bihar, IP International Journal of Ocular Oncology and Oculoplasty, vol.5, issue-2, page-83-85, April-June 2019. 5) Kumar S, Bhaskar G, (Corresponding author) Sinha B P, Ambastha A, Aayushi, Sinha R, pterygium surgery conjunctival limbal autograft versus amniotic membrane graft- A prospective and comparative study, IP International Journal of Ocular Oncology and Oculoplasty, vol.5, issue-2, page-86-89, April-June 2019.
17. Gyan Bhaskar et al (2019) 'Pattern of Pediatric ocular disease in a tertiary eye care centre of Bihar: A Hospital based study' international journal of current medical and pharmaceutical research, 05(07), pp4310-4312.
18. Bhaskar G, Ambastha A, Sinha BP, Ali MS, Kumar P, Sinha R, Pterygium Surgery With Conjunctival Autograft (cag)- No glue, no stitch Technique. JIGIMS 2019; 5(2):155-157
19. Sinha R, Bhaskar G, (corresponding author) Ali MS, Ambastha A, Aayushi, Kumar S, Demography and clinical profile of patients of vernal keratoconjunctivitis in a tertiary eye care center of Bihar. Int J Ocul Oncol Oculoplasty 2019; 5(2):90-3.
20. Nilesh Mohan, Bibhuti P Sinha, Gyan Bhaskar. Study of morphological types and etiology of congenital & developmental cataract with its relationship to ocular and systemic diseases-A six-month prospective study at a tertiary centre of eastern India. Indian Medical Journal August 2019; Vol 113, No 8:16-18. Indexed Journal with Index Copernicus
21. Kusumesh, Rakhi MS\*; Ambastha, Anita MS†; Sinha, Bibhuti Prassan MS‡; Bhasker, Gyan MS‡; Mohan, Nilesh MDS; Kumar, Shishir PhD Long-Term Visual Outcome in Surgical Management of Cataract Coexistent With Corneal Opacity in One-Eyed Patients, Asia-Pacific Journal of Ophthalmology: January 28, 2020 - Volume Publish Ahead of Print - Issue - doi: 10.1097/01.APO.0000617948.13052a1



22. Singh A, Parasar V, Kumar V, Mohan N. To Evaluate the Relationship of YAG Capsulotomy Size and Energy on Refraction, Intraocular Pressure and Macular Thickness in Post-Operative Patients of Cataract Surgery. *Ann. Int. Med. Den. Res.* 2020;6(2):OT06-OT09 (Corresponding author)

## PRESENTATION & POSTERS

1. Dr Gyan Bhaskar Flapless DCR-A cut above conventional procedure at AIOC 2019 at Indore
2. Dr Gyan Bhaskar No More tear. Road map to successful DCR, AIOC-2019, Indore.
3. Dr Gyan Bhaskar Comparative analysis of surgical technique in large lower lid tumour excision - Laissez faire vs conventional lid reconstruction (best paper from Bihar), AIOC 2019, Indore.
4. Dr Gyan Bhaskar faculty at SSTC-AIOC-2019, Indore
5. Dr Gyan Bhaskar Bridge the Gap- Cutler Beard Technique Revisited (Video presentation) POSCON 2019 Patna.
6. Bungee cord relates ocular trauma Nazia Imam, Mobashir Sarfraz Ali, Rakhi Kusumesh Physical poster at AIOC 2019 Annual conference of AIOS
7. Laissez Faire Technique an easy technique with gratifying results Mobashir Sarfraz Ali, Gyan Bhaskar, Nilesh Mohan, BP Sinha Physical poster at BOS annual conference 2019
8. Dr MS Ali presented Instruction course on "Retinoblastoma: curable dread" at BOS annual conference at Kishanganj 2019
9. Dr MS Ali presented Instruction course "Traumatic cataract" at BOS annual conference at Kishanganj 2019
10. Dr MS Ali presented free paper "paediatric dcr: indications and outcomes" at BOS annual conference Kishanganj 2019
11. Dr Anita Ambasta Invited faculty in UPSOS Annual Conference- Newer modalities of Managing Optic Neuritis
12. Dr Anita Ambasta presented free paper in BOS Annual Conference- Status of Serum Aquaporin in a tertiary hospital and its implications
13. Dr Anita Ambasta presented free paper in AIOS Annual Conference-- Status of Serum Aquaporin in a tertiary hospital and its implications
14. Dr Abhishek Anand Invited Faculty to Next-Gen meet LVPEI, Hyderabad on Suprachoroidal Drug Delivery
15. Dr Abhishek Anand presented free Paper in AIOC 2019 on Early Experiences of Peripheral Suprachoroidal Buckling
16. Dr Abhishek Anand Relevance of SICS in developing countries and Nucleus Management with fish hook technique Invited Faculty Egypt Mansoura International Conference
17. ManVs wild Helminthic Zoonoses Affecting the posterior segment of Eye Invited Faculty Egypt Mansoura International Conference
18. Vidya Bhushan kumar, Vandana Parasar, Ankita Singh, Nilesh Mohan "Scleral melting on prolonged use of mitomycin C" *BJO, Vol 44, issue-1, May 2019*
19. Ankita Singh, Vandana Parasar, Vidya Bhushan, B. P. Sinha, Nilesh Mohan "to evaluate the relationship of Yag Capsulotomy size and energy on refraction, IOP and macular thickness in Postoperative patients of cataract surgery", *BJO, Vol 44, issue 2 Nov 2019*

## RESEARCH PROJECTS

### COMPLETED PROJECTS:

1. Protocol no. Psv-fai-005 Protocol title- A multicenter controlled safety and efficacy study of a fluocinolone acetonide intravitreal (FAI) insert in subject with chronic non-infectious uveitis affecting the posterior segment of the eye.
2. A phase 3 randomized, masked, controlled clinical trial to study the safety and efficacy of Triamcinolone acetonide injectable suspension (CLS-TA) for the treatment of subjects with macular oedema associated with non-infectious uveitis.
3. TOPAZ a multicenter phase -3 trial randomized, masked, controlled trial to study safety and efficacy of intravitreal anti VEGF and suprachoroidal Triamcinolone acetonide in patients with Macular Oedema due to Retinal Vein Occlusion.
4. A Multi-center, Controlled, Safety and Efficacy Study of a Fluocinolone Acetonide Intravitreal (FAI) Insert in Subjects with Chronic Non-Infectious Uveitis Affecting the Posterior Segment of the Eye."
5. To Study the safety and efficacy of Triamcinolone Acetonide Injectable suspension (CLS-TA) for the treatment of subjects with Macular edema associated with Non-Infectious Uveitis (Peach Tree Study)."

6. Elucidating the Role of Human Corneal microRNA in Bacterial Keratitis-SERB-NPDF Project: 2017-2019.

#### **ON GOING PROJECTS:**

1. BIRAC DBT Trial Project- PI- Dr.Bibhuti P.Sinha
2. Infectious keratitis in Bihar: An Epidemiological and Microbiological Study.PI: Dr. Rakhi Kushumesh
3. Role of Loop Mediated Isothermal Amplification (LAMP) Assay in refractory microbial keratitis:PI: Dr.Rakhi Kushumesh
4. Cytokines and Chemokines Profiling in Tear & Aqueous humour of Primary Open Angle Glaucoma (POAG) patients undergoing trabeculectomy with moderate to severe optic Neuropathy PI: Dr.Bibhuti P.Sinha COPI: Dr.Lalan Kumar Arya
5. Role of Corneal microRNA in Bacterial Keratitis in Mouse model study- PI: Dr.Lalan Kumar Arya
6. Cellular and cytokines profiling in the vitreous humors and serum of patients with infectious endophthalmitis" - PI: Dr.Lalan Kumar Arya
7. Clinico-Histopathological correlation of Retinoblastoma (Rb) and their Management outcome PI: Dr. Mobashir Sarfraz Ali
8. Management and clinico- bacteriological profile of Congenital Dacryocystitis in a Tertiary Eye Care Hospital.PI: Dr. Gyan Bhaskar
9. Indication and Outcome of repeat penetrating keratoplasty at tertiary eye centre of eastern India. PI: Dr Rakhi Kusumesh
10. Microbial aetiology of endophthalmitis and role of Loop mediated isothermal amplification (LAMP) assay in culture negative cases in a tertiary centre of Bihar PI: Dr Anita Ambastha
11. EXPEDE: A Phase- 2, randomized, prospective, double-masked, vehicle-controlled study to assess the efficacy and safety of Nexagon® (NEXAGON) applied topically in subjects with corneal persistent epithelial defects (PED) resulting from severe ocular chemical and/or thermal injuries PI: Dr Bibhuti P.Sinha
12. A Randomized, Phase 3, Double-masked, Parallel-group, Multicenter Study to Compare Efficacy and Safety of QL1205 Versus Lucentis® in Subjects with Neovascular Age-related Macular Degeneration. PI: Dr Bibhuti P.Sinha

#### **UPCOMING PROJECT: Extra-mular grant**

1. Elucidating the effect of neurotrophic factors on the viability and functionality of damaged optic nerve and neural retina" PI: Prof. (Dr.) Rajvardhan Azad - (from ICMR)
2. "Effect of TUDCA on microglia activation in diabetic retinopathy rat retina" (PI- Dr Pankaj Kumar)(from ICMR)

#### **AWARD FOR PAPERS/POSTER PRESENTED AT CONFERENCES**

1. Dr Abhishek Anand was awarded Dr DK Bose Gold Medal for best free paper at Bihar ophthalmological society annual conference 2019.
2. Dr Anita Ambasta was awarded S D Athawale award for best free paper in Neuro Ophthalmology in All India ophthalmological society annual conference 2020
3. Dr Rakhi kusumesh was awarded Dr DK Bose Gold Medal for best free paper at Bihar Ophthalmological society annual conference 2020.
4. Dr Rakhi kusumesh was awarded Dr Ajit Sinha medal for best poster at Bihar Ophthalmological society annual conference 2020
5. Dr Amit Kumar was awarded Dr Raj Shekhar Srivastava Best Free Paper award for PG in BOS Conference 2019
6. Dr Vivek Kumar qualified for final round of "ERUDIO 2019" academic achievers award.
7. Dr Vivek Kumar final year DNB won Dr Raj Shekhar Shrivastava gold medal for best Post graduate free paper in 58th annual conference of BOS 2020
8. Dr Vivek Kumar final year Won Prof. Shree Mohan Mishra Quiz in 58th annual

**Conference of BOS 2020**  
**CLINICAL STATISTICS**  
**OUT PATIENT STATISTICS**

	2018-19	2018-19
Reg. New	37592	38957
Reg. Old	38442	46165
Reg. Emer	0	0
Total	76034	85122

**IN-PATIENT STATISTICS**

Admission	2018-19	2019-20
Gen ward	2697	3577
Pvt.ward	15	11
Emer ward	122	68
Total	2834	3656

**INVESTIGATION AND OPERATIVE CENCUS DURING 2013-14**

Type of Operation	2018-19	2019-20
Refraction	16070	17246
HFA	1453	1321
FFA	183	143
Yag Laser	870	917
PRP+M.G.	211	456
OCT+CCT	4168	4126
B SCAN	1656	3214
Laser Delimitation	60	182
Others 53	121	
Total 24724	27726	

**OPERATIONS**

Type of Operation	2018-19	2019-20
Phaco+IOL	967	1008
Phaco+IOL+Trab	173	19
SICS+IOL	218	260
SICS+IOL+Trab	3	52
Sclera fixated IOL	0	69
ECC+IOL	101	145
ECC+IOL+Trab	3	
ECCE	65	143
Buckling RD surgery	0	29
PPV + Vitrectomy	0	167
Vitrectomy Gas injection	225	144
Vitrectomy Phaco + IOL	0	33

Vitreotomy+ ECCE + IOL	0	82
Intravitreal injections	374	137
DCR/DCT	144	120
Squint 18	22	
Trabeculectomy	26	26
Valve surgery/lid surgery		19
Pterygium with autograft	76	82
Perforation Repair	241	302
Entropion	22	25
Cyclocryo	10	20
Ptosis 10	20	
Enucleation	28	60
Evisceration	45	36
Biopsy	36	60
DALK	0	11
DASEK/	0	13
OTHER	482	755
<b>TOTAL</b>	<b>3267</b>	<b>3859</b>

#### **SPECIALITY CLINIC:**

Glaucoma Clinic	Monday	The clinic is fully equipped and evaluates and treats more than 1500 patient/year. (Dr Bibhuti P Sinha/ Dr Rashmi Kumari)
Uvea /Retinoblastoma clinic	Tuesday	Dr M S Ali
Oculoplasty clinic	Thursday	Dr Gyan Bhaskar
Retina clinic	Friday	Dr Abhishek Anand
Cornea clinic	Saturday	Dr Nilesh Mohan/Dr Rakhi Kusumesh
Squint clinic	Tuesday	Dr M S Ali

#### **SPECIAL ACHIEVEMENT:**

- Fully functional and first Eye bank in Bihar with efficient working staff: achieved more than 480 successful cornea transplants till date.
- Nodal centre for training of Ophthalmologists in Corneal transplant and Eye Banking from different medical colleges by Govt. of Bihar.
- Complex Vitreoretinal surgeries are being done: the first in a government setup in Bihar.
- Operation theatre and OPD upgraded with civil work and addition of equipments.
- Dr Bibhuti P Sinha is elected as secretary of Bihar Ophthalmological society.
- Dr Nilesh Mohan has been elected as treasurer of Bihar ophthalmological society.
- Dr Gyan Bhaskar has been elected as member scientific committee of Bihar Ophthalmological society
- 25th foundation day of RIO was celebrated On 16/08/2020 according to COVID Protocol.
- Webinar was organized on silver jubilee foundation day attended by RIO Alumuni from India and across the world, most notably Dr Mrinal Anand Ex. HOD from UK. This webinar was graced by respected Director Dr N R Biswas.

#### **NEW DEVELOPMENT**

- New well equipped OPD block was inaugurated by Ex. Deputy CM, Shri Sushil Modi Ji in the presence of Hon'ble Health Minister Shri Mangal Pandey ji.
- RIO has established dedicated research lab for various kind of advance research in the field of diagnostics and molecular pathology. In house Microbiological investigation with PCR is being done for various ocular infectious agents such as (Pan Bacteria, Pan fungal, Viruses (HSV-1; CMV; VZV), Acanthamoeba, Phythiuminsudium etc.

- Installation of high and Ultrasonography machine with colour Doppler facility.
- Tele Ophthalmology services are being provided free of cost to patients of Bihar.

**UPCOMING EQUIPMENTS:**

- LASIK Laser with Topography.
- Advanced surgical Microscope
- C3R (Collagen cross linkage)
- OCT Angio
- Advanced Phacoemulsification system (Ortelli)
- Advanced Vitrectomy system (Ortelli)
- Phoropter with high end Slit Lamp
- Diode laser for Glaucoma (Cyclo-G)



# Department of RADIO DIAGNOSIS



Department of Radio diagnosis is an upgraded department catering whole of the IGIMS patients in the field of diagnosis and Radiological intervention. Presently department is equipped with:

One 1.5T MRI

State of art 128 slice CT scanner

Digital Mammography machine with stereotactic Biopsy and vacuum assisted Biopsy devices

Five color Doppler ultrasound machine

One OPG machine

One full room digital radiography system and two analogue X-ray machines.

There is also planning for the Digital subtraction Angiography machine (DSA), RF ablation machine, USG Elastography machine which will be procured in coming financial year.

We have highly energetic Faculty and Senior resident doctors team to take challenges in every field of diagnostic and interventional radiology. Our mission is to start vascular intervention as soon as possible. Presently we are doing all type of USG & CT guided interventions eg PCD, PTBD, Biopsy, FNAC, all special conventional radiological procedures. More than 200 PTBD has been done.

Department is subdivided in to three main part that includes Ultrasound unit, CT scan unit and MRI unit. All units are lead by an Associate Professor.

FACULTY		
1.	Dr Sanjay Kr Suman	Professor & HOD
2.	Dr Umakant Prasad	Associate professor
3.	Dr Amit Kumar	Associate Professor
4.	Dr Deepak Kumar	Associate Professor
5.	Dr Vinod Kumar	Assistant Professor
6.	Dr Manisha	Assistant Professor
7.	Dr Neetu Sinha	Assistant Professor
8.	Dr Ruchi Gupta	Assistant Professor
9.	Dr Pushpa Kumari	Assistant Professor
SENIOR RESIDENT DOCTORS:		
1	Dr Samiullah Hassan	Senior Resident
2	Dr Shumiti	Senior Resident
3	Dr Hitnarayan	Senior Resident
4	Dr Vijay Kumar Yadava	Senior Resident
5	Dr Ram Kumar	Senior Resident
JUNIOR RESIDENT DOCTORS (DNB) :		
1.	Dr Rohit	Junior Resident
2	Dr Shruti	Junior Resident
3	Dr Himanshu	Junior Resident
4	Dr Vibhava	Junior Resident

<b>JUNIOR RESIDENT DOCTORS (MD):</b>		
1.	Dr Dinesh Kumar	
2.	Dr Kishlay	
3.	Dr Nivedita	
4.	Dr Sakshi	
5.	Dr Arjita	
<b>JMO:</b>		
1.	Dr Brajnandan Kumar	
<b>Radiographer: Regular</b>		
1.	Mr N C Kar	
2.	Mrs Soni	
3.	Mr Amarjeet Kr	
4.	Mr Chandramohan Kumar	
5.	Mr Guddu Kumar	
6.	Mrs Kiran Wala	
7.	Mrs Shalini	
<b>Radiographer : Contract</b>		
1.	Miss Nirasha	
2.	Mr Chandan	
3.	Miss Prabha Kumari	
4.	Mr Ganesh Kumar	
5.		
6.	Md Adil Ahmad	
<b>Dark Room Assistants:</b>		
1	Sri R P Dwivedi	
2	Sri A K Dhan	
3	Md Istiyak	
4	Mr B Rakshit	
5	Mr Anil Kr Singh	
6	Sri D C Sah	
7	Mr M Kundu	

**Clinical expertise:**

**Patient care during 2019-20:**

<b>Modalities</b>	<b>No of Patients</b>
X-ray	106234
Special X-Ray	3810
USG	30250
USG guided intervention	2383
Color Doppler	2246
MRI	10237
Mammography	398

CT Scan	15484
CT guided intervention	121
OPG	3566
Others	540

Revenue generation:

**Publications:**

1. Clinical examination Vs MRI evaluation for diagnosis of Knee Injuries: Pushpa, Runu R, Kumar V, Suman SK, J Indira Gandhi Inst med Sci, 2020:6:43-45
2. Tuberculoma of Breast: A diagnostic Dilemma- Case Series\_ IJSR, Sept 2019

**New Equipment:**

A Digital Mammography Machine along with Stereotactic Biopsy and Vacuum Assisted Biopsy device added in department. This machine has high special resolution and diagnoses very early stage of neoplastic changes in breast.

**Training & Teaching:**

Starting of MD, Radio diagnosis course is permitted by the MCI and 5 students took admission.

**Degree courses:**

- |                          |                         |
|--------------------------|-------------------------|
| 1. DNB (Radio diagnosis) | 2. MD (Radio diagnosis) |
| 3. BMXRT                 | 4. MBBS                 |

**Research:**

**Research continuing:**

1. Study of spectrum of GB masses detected on CT scan and confirmed by histopathological examination done at a tertiary care centre in eastern part of India- Dr Suruthi T
2. Study of pattern of contrast enhancement of hepatic masses in Triple phase CT angiography with histo-pathological correlation- Dr Himanshu Mishra
3. Study of the role of Diffusion Weighted MR Imaging in Non Neoplastic Intracranial Lesions- Dr Rohit
4. Role of Ultrasonography in Management of Ano-rectal Malformation in Neonates - Dr Waghmare V

**Photograph of Department doctors.**







# STATE CANCER INSTITUTE



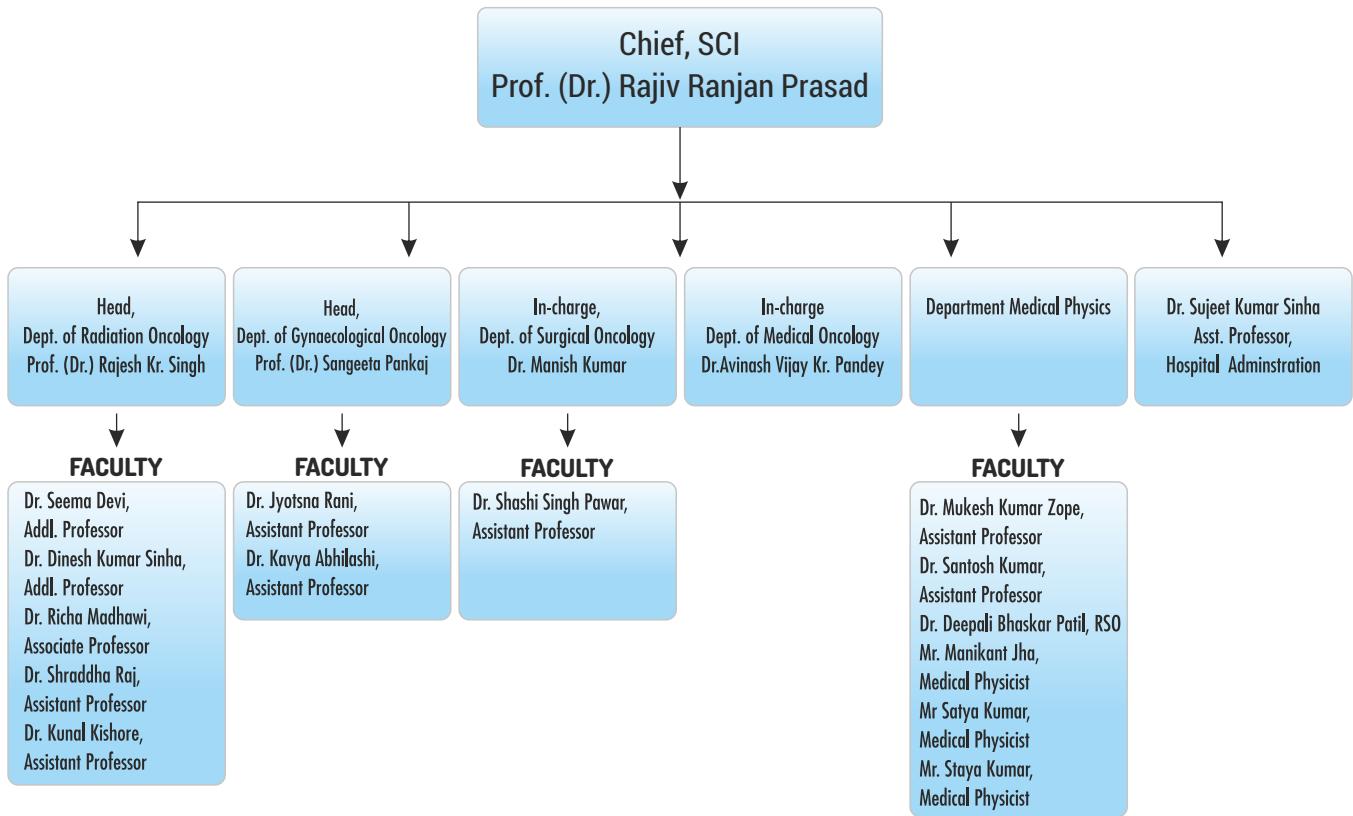
Established in 1996, Regional Cancer Centre (formerly known as Cancer Treatment and Research Centre; CTRC), Indira Gandhi Institute of Medical Sciences, Shiekhpora, Patna, is an apex centre for treatment of cancer in the State of Bihar. The centre was started with the idea to provide high quality cancer care, and thereby reducing the number of referral to outside of the state.

Regional Cancer Centre, IGIMS, Patna has been now upgraded to State Cancer Institute under the National Programme for Prevention and Control of Cancer, Diabetes, Cardiovascular Disease and Stroke (NPCDCS) of Ministry of Health Family Welfare, Govt. of India. The department of Health, Govt. of Bihar is also collaborating and contributing to this project. The total SCI project is of Rs137.96Crore (infrastructure and equipment). Actual construction work started on 26 June 2018. The construction of SCI building is in full swing.

## **Our Mission**

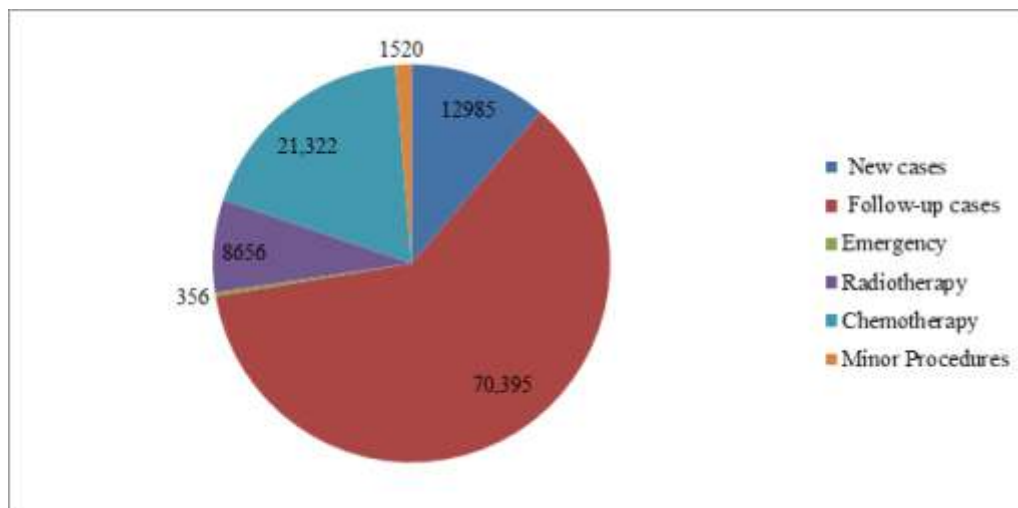
- Provide high quality affordable cancer treatment;
- Promote cancer prevention, screening and early diagnosis, treatment and palliative care services in the region;
- Support and conduct teaching and training activities in the various disciplines of cancer in the state of Bihar;
- Conduct research activities and publications in the field of cancer;
- Help in policy formulations with regard to cancer in the state of Bihar;
- Collaborate with other national and International cancer centres and professional bodies working in the field of cancer.

## Organizational Structure (State Cancer Institute)

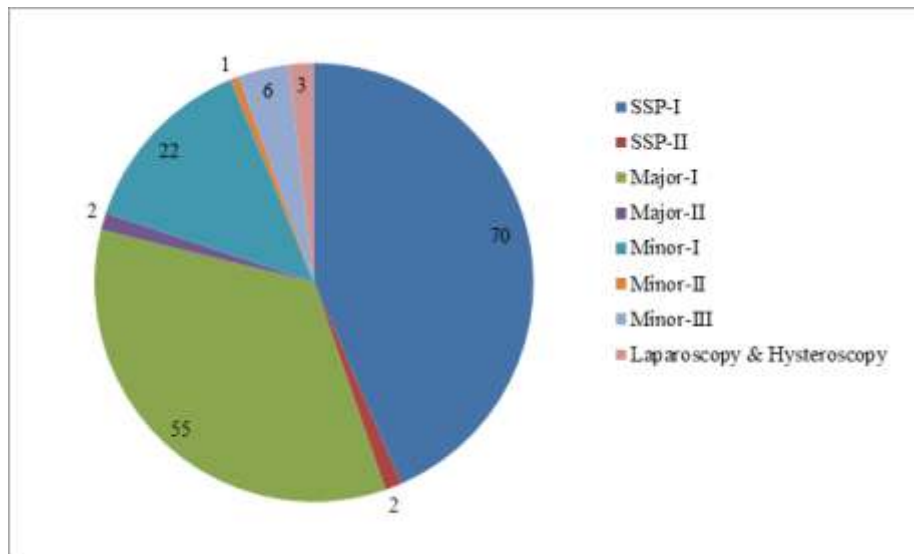


## Statistics

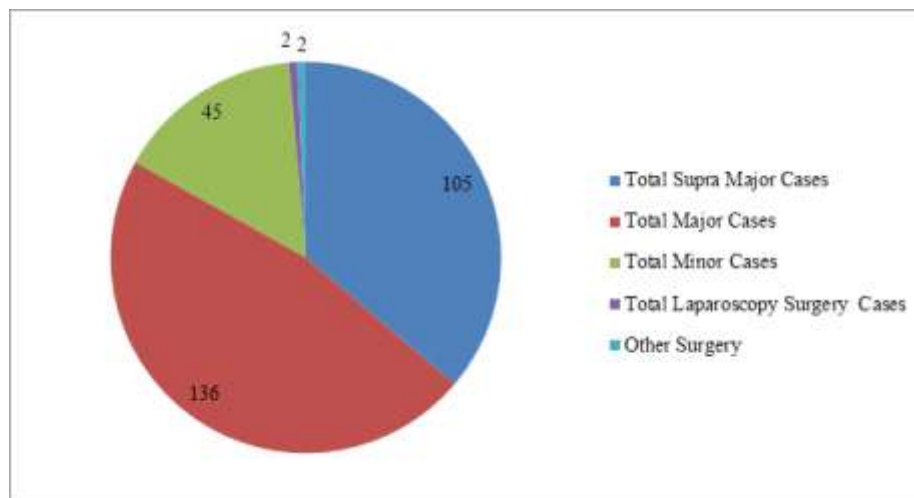
New cases	12985
Follow-up cases	70,395
Emergency	356
Radiotherapy	8656
Chemotherapy	21,322
Minor Procedures	1520



Major Surgical Procedure	
SSP-I	70
SSP-II	02
Major-I	55
Major-II	02
Minor-I	22
Minor-II	01
Minor-III	06
Laparoscopy & Hysteroscopy	03



Total Supra Major Cases	105
Total Major Cases	136
Total Minor Cases	45
Total Laparoscopy Surgery Cases	02
Other Surgery	02



### Specialized Clinics

- Tumour Board
- Head & Neck Clinic
- Breast Cancer Clinic
- Retinoblastoma Clinic
- Genitourinary Malignancy Clinic
- Gastrointestinal malignancy Clinic
- Palliative Care Clinic
- Psycho-onco Clinic

### Educational activities

- Seminar
- Journal Club
- Case Presentation
- Tumour Board
- Web based meetings

### Services and facilities:

The upcoming State Cancer Institute will have a built-up area of 98000 (Ninety-eight thousand) square feet). Clinical services in the new SCI complex will be started shortly

Following equipment will be installed and commissioned:

1. High Energy Linear Accelerators (True Beam SVC with FFF- Varian)
2. Low Energy Accelerators (CLINAC iX)
3. Gamma Med Plus iX (Brachytherapy)
4. CT simulator (Revolution EVO-GE)
5. PET CT (Discovery MIDR)
6. MRI with Spectroscopy (GE-Optima MR 450W)
7. Dosimetric Equipment including RFA (Sun Nuclear Corporation, USA)
8. Mould Room Accessories (Orfit industries- Belgium)
9. Five modular OTs (including provision for IORT and Robotic surgery)
10. Brachytherapy suit
11. Day care with Bio safety cabinet
12. Bone Marrow transplant unit
13. Hundred bedded ward including ICU
14. Medical Cyclotron (2nd Phase)
15. Robotic Surgery (2nd Phase)
16. Intraoperative Radiotherapy
17. Linear Accelerator (to be installed in Cobalt Bunker- Approved by BOG, IGIMS (2019))
17. Cobalt-based Brachytherapy

In addition, the old complex of erstwhile Regional Cancer Centre (RCC) continues to be operational with 80 beds. Old Cobalt unit of RCC will be replaced by a high throughput Linear Accelerator as has been approved by the Board of Governor (BOG) in the year 2019.

### Courses Offered

- MD Radiation Oncology course (4 Seats) approved by MCI and MD Radiation Oncology course running session from 2020-2021 under department
- Diploma in Medical Radiotherapy Technology (DMRT) Course is running under department. - Approved by AERB, India
- Bachelor Degree in Medical Radiotherapy Technology (BMRT) - Approved by AERB, India
- Fellowship in Surgical Oncology
- Ph.D in various departments of oncology and Medical Physics
- Oncology Nursing course (approved- to be started)

#### **Future Plan:**

- Recruitment of human resources for the SCI
- Accreditation of the SCI by NIBH
- Start National and International collaborative works in the field of cancer
- Expand high quality research and publication works
- Establish preventive oncology department
- Participate in global effort towards elimination of cervical cancer as public health problem

#### **Achievements (Prof Rajiv R Prasad), Chief SCI.**

- Supporting approximately 150 crore massive expansions erstwhile Regional Cancer Centre of the center (Funded by Govt. of India and Govt. of Bihar).
- Prepared development of human resource plan so that the State Cancer Institute can be operational (mentioned above).
- Initiated and developed proposal for starting a Nursing Oncology diploma course with the Nursing college of IGIMS, Patna
- Initiated the proposal to upgrade diploma to degree course for radiotherapy technicians.
- Arranged training of radiotherapy technicians and faculty in advanced technologies to facilitate future implementation of those technologies at the SCI
- Participated as an expert in imPACT missions to Mauritius and Seychelles (Africa) as an external expert representing IAEA (International Atomic Energy Agency) along with experts from IARC and WHO.
- Chaired the plenary session on Global Impact of Radiotherapy in Oncology (GIRO) in ESTRO-Asia, Singapore
- Participated as an expert representing IAEA in the workshop for elimination of cervical cancer in WHO south Asian region, New Delhi.
- Participated as an expert in several inspections of radiotherapy departments as Medical Council of India
- Participated as an examiner in different Post graduation (MD/ DNB in radiation Oncology) examinations

#### **Publications (Prof Rajiv R Prasad), Chief SCI**

- The Role of the Radiation Oncologist in Quality and Patient Safety: a proposal of indicators and metrics Felipe A. Calvo, Bhishamjit S. Chera, Eduardo Zubizarreta, Pierre Scalliet, Rajiv R. Prasad, Aldo Quarneri, Kamal Akbarov, May Abdel-Wahab. Critical Reviews in Oncology/Hematology July 2020 154:103045
- Africa Radiation Oncology Network (AFRONET): An IAEA Telemedicine Pilot Project. Eduardo Rosenblatt, Rajiv R Prasad, Kirsten Hopkins, Alfredo Polo, Ntokozo Ndlovu, Mohamed Zaghoul, Gerald Paris, Lotfi Kochbati. J Int Soc Telem eHealth 2018;6:e6.

# State Cancer Institute

## DEPARTMENT OF RADIATION ONCOLOGY

### OUR MISSION

- The Radiation Oncology department dedicated for cancer patients, providing the best possible quality of Preventive, Diagnostic, Therapeutic, Palliative and Supportive services under one roof to achieve best treatment outcomes.
- The Radiation Oncology department comprise of dedicated team of doctors, nurses, technicians, counselors, social workers, data managers and other helping staffs. The team provides medical, nursing and palliative care for patients as well as emotional support and guidance to members of the patients' families to help them cope with the crisis.

Name	Designation
Dr. Rajiv Ranjan Prasad	Professor & Chief (State Cancer Institute)
Dr. Rajesh Kumar Singh	Professor & Head
Dr. Seema Devi	Additional Professor
Dr. Dinesh Kumar Sinha	Additional Professor
Dr. Richa Madhawi	Associate Professor
Dr. Shraddha Raj	Assistant Professor
Dr. Kunal Kishor	Assistant Professor
Dr. Prince Kumar	Senior Resident
Dr. Amrendra Kumar	Junior Resident
Dr. Varsha Varghese	Junior Resident
Dr. Vijay Kumar	Junior Resident
Dr. Swati	Junior Resident (Academic)
Dr. Abhishek Kumar	Junior Resident (Academic)
Dr. Yasmin Nasir	Junior Resident (Academic)
Dr. Anupam Anand	Junior Resident (Academic)
Mrs. SashiPrabha Sinha	In-Charge Sister
Mrs. Savita Kumari-I	In-Charge Sister
Mrs. Jamuna Lakra	Nursing Officer
Mr. Laxuman Singh Meena	Nursing Officer
Mr. Nihal Singh Gurjar	Nursing Officer
Mr. Lalit Kumar	Technical Grade-I Radiotherapy
Mr. Braj Kishore Kumar	Technical Grade-I Radiotherapy
Mr. Devesh Kumar Srivastave	Technical Grade-II Radiotherapy
Mr. Raunak Kumar	Technical Grade-II Radiotherapy
Mr. Rahul Kumar	Technical Grade-II Radiotherapy
Mr. Suddu Kumar Gupta	Technical Grade-II Radiotherapy
Mr. Jitendra Kumar	Technical Grade-II Radiotherapy
Miss Sushma Maurya	Technical Grade-II Radiotherapy
Mr. Ravindra Pratap Singh	Junior Administrative Officer
Mr. Mukesh Kumar	Office Attendant

### **Clinical expertise:**

- Radiation Oncology- Radiation therapy uses high-energy radiation to kill or shrink cancer cells. Charged particles, x-rays and gamma rays are radiations used for killing the cancer cells. The radiation therapy can be given through an external beam or internally.
- Our Radiation Oncologist plan meticulously for better outcome minimizing the chance for any side effects. Our physicists ensure complete safety while performing the radiation therapies. Radiation Oncologist may prescribe radiation therapy before, during, or post-surgery depending on the treatment plan. Our team of expert oncologists formulate a consensus and personalized treatment plan through joint clinics.

### **Annual Progress made in the year 2019-20**

- The cancer treatment facilities with all modern Radiotherapy equipments like two Linear Accelerators, high and low energy, CLINAC lx low energy (6 MV) LINAC and Varian TRUE Beam 6, 10. 15 MV LINAC and Ir 192 24 channels Gamma med plus lx Varian Brachytherapy machine along with CT Simulator, PET CT, MRI and Cyclotron, PET CT, MRI and Cyclotron under progress made in the year.

### **Journal Article:-**

#### **Dr. Dinesh Kumar Sinha, Addl. Professor-**

- Richa Surit, Ravi Shekhar, Dinesh Kumar Sinha<sup>1</sup>, Sanjeet Kumar Singh<sup>2</sup>, Uday Kumar, Nidhi Prasad. Hepatitis B in hepatocellular carcinoma patients and its correlation with alpha fetoprotein and liver enzymes. Journal of Cancer Research and Therapeutics - Volume XX - Issue XX - Month 2020
- Meletios A. Dimopoulos, Sosana Delimpasi, Maryana Simonova, Ivan Spicka, Ludek Pour, Iryna Kryachok, Maria Gavriatopoulou, Halyna Pylypenko, Holger W Auner, Xavier Leleu, Vadim Doronin, Polina Kaplan, Roman Hajek, Benjamin Reuben, Tufhan Kanti Dolai, Dinesh Kumar Sinha, Melina Arazy, Paul G. Richardson, Nizar J. Bahlis, Sebastian Grosicki: Weekly Selinexor, Bortezomib and Dexamethasone (Svd) Versus Twice Weekly Bortezomib and Dexamethasone (Vd) in Patients with Multiple Myeloma (MM) After 1-3 Prior Therapies: Initial Results of the Phase 3 BOSTON Study: 2020 American Society of Clinical Oncology
- Brain Tumor Management Amidst COVID-19 Pandemic Kunal Kishor<sup>1</sup>, Dinesh Kumar Sinha<sup>1</sup>, Manish Kumar<sup>2</sup>, Shashi Singh Pawar<sup>2</sup>, Richa Madhawi<sup>1</sup>, Shraddha Raj<sup>1</sup>, Rajesh Kumar Singh<sup>1</sup>, Seema Devi<sup>1</sup>, Rajiv Ranjan Prasad<sup>1</sup>: Asian Pacific Journal of Cancer Care Vol 5o S1

#### **Dr. Richa Madhawi, Associate Professor**

- Cancer trends in Eastern India: Retrospective hospital-based cancer registry data analysis Avinash Pandey, Shraddha Raj, Richa Madhawi, Seema Devi, and Rajesh Kumar Singh South Asian J Cancer. 2019 Oct-Dec; 8(4): 215-217
- Brain Tumor Management Amidst COVID-19 Pandemic Kunal Kishor<sup>1</sup>, Dinesh Kumar Sinha<sup>1</sup>, Manish Kumar<sup>2</sup>, Shashi Singh Pawar<sup>2</sup>, Richa Madhawi<sup>1</sup>, Shraddha Raj<sup>1</sup>, Rajesh Kumar Singh<sup>1</sup>, Seema Devi<sup>1</sup>, Rajiv Ranjan Prasad<sup>1</sup>: Asian Pacific Journal of Cancer Care Vol 5o S1

#### **Dr. Shraddha Raj, Assistant Professor**

- Carcinoma cervix de novo with widespread cutaneous/subcutaneous metastasis: A rare case report. Shraddha Raj<sup>1</sup>, Neha Kakkar<sup>2</sup>, Prachi Agrawal<sup>2</sup>, Satya Dutta<sup>2</sup>, KT Bhowmik<sup>3</sup> Year : 2019 | Volume : 15 | Issue : 6 | Page : 1405-1407
- Cancer trends in Eastern India: Retrospective hospital-based cancer registry data analysis Avinash Pandey, Shraddha Raj, Richa Madhawi, Seema Devi, and Rajesh Kumar Singh South Asian J Cancer. 2019 Oct-Dec; 8(4): 215-217

#### **Dr. Kunal Kishore, Assistant Professor**

- Brain Tumor Management Amidst COVID-19 Pandemic Kunal Kishor<sup>1</sup>, Dinesh Kumar Sinha<sup>1</sup>, Manish Kumar<sup>2</sup>, Shashi Singh Pawar<sup>2</sup>, Richa Madhawi<sup>1</sup>, Shraddha Raj<sup>1</sup>, Rajesh Kumar Singh<sup>1</sup>, Seema Devi<sup>1</sup>, Rajiv Ranjan Prasad<sup>1</sup>: Asian Pacific Journal of Cancer Care Vol 5o S1

### **Capital works, new equipment which has been added/contributing to the development of department and procedures done-**

- The cancer treatment facilities with all modern Radiotherapy equipments like two Linear Accelerators, high and low energy, CLINAC lx low energy (6 MV) LINAC and Varian TRUE Beam 6, 10. 15 MV LINAC and Ir192 24 channels Gamma med plus lx Varian Brachytherapy machine along with CT Simulator, PET CT, MRI and Cyclotron, PET CT, MRI and Cyclotron under progress made in the year.

### **There is a significant increase in the number of patients treated in our department.**

- Department treated a total of 63,939 patients received radiation/chemotherapy/supportive/follow up care in the current year. The department is equipped to evaluate and diagnose and treat various cancer patients. The department has a functional day

care and radiation wing for management of patients on Chemotherapy and Radiation. Regular follow up of treated patients is also carried out for all our patients. We also provide supportive care and pain management is also done for terminally ill patient.

OPD New Registration	6420
OPD Old Registration	37957
Emergency Registration	335
Radiotherapy	8656
Chemotherapy	10215
Minor Procedures	356
<b>Total</b>	<b>63,939</b>

#### Subspecialty Division/Clinics-

- Head & Neck Clinic
- Breast Cancer Clinic
- Uro- Onco Clinic
- Psycho- Onco Clinic
- Gyn-Onco Clinic
- Retinoblastoma clinic

#### Training-

- Observership training (IMRT, IGRT) completed at TMH, Mumbai from 30.10.2019 to 20.11.2019 by Dr. Dinesh Kumar Sinha Associate Professor, Radiation Oncology
- Observership training (IMRT, IGRT) completed at TMH, Mumbai from 30.10.2019 to 20.11.2019 by Dr. Richa Madhawi, Associate Professor, Radiation Oncology.
- Dr. Shraddha Raj Assistant Professor, Radiation Oncology is undergoing in short term observership training at AIIMS, Reshikesh from 22.07.2019 to 22.01.2020
- Observership training in Management of nursing care services in a comprehensive oncology care completed at TMH, Mumbai from 15.11.2019 to 14.12.2019 by Mrs. Shashi Prabha Sinha, Senior Nursing officer, Radiation Oncology.
- Observership training in Nursing care of patient on chemotherapy, Radiation, Surgery, Chemotherapy port care etc. Completed at TMH, Mumbai from 15.11.2019 to 14.12.2019 by Mr. Laxman Singh Meena, Nursing officer, Radiation Oncology.
- Observership training in 3DCRT, IMRT, and IGRT, Advance mould room techniques and QA and QC including radiation Oncology safety completed at Medanta Cancer institute, New Delhi from 15.02.2019 to 30.03.2019 by Mr. Lalit Bhushan, Radiotherapy Technician Gr-I & Mr. Devesh Kumar Srivastava, Radiotherapy Technician Gr-II & from 01.04.2019 to 15.05.2019 by Mr. Braj Kishor Kumar, Radiotherapy technician Gr-I Department of Radiation Oncology

#### Research:

##### Prof. (Dr.) Rajesh Kumar Singh- Principle Investigator

- A randomized, controlled, comparative, open-label, multicenter study on the safety and efficacy of PEG-Neutrogen and Neulastim in prevention of chemotherapy-induced neutropenia. (Completed)
- A Phase 1b/2 Open-Label Study With Randomization In Phase 2 Of Imu-131 Her2/Neu Peptide Vaccine Plus Standard of Care Chemotherapy In Patients With Her2/Neu Over expressing Metastatic or Advanced Adenocarcinoma Of The Stomach Or Gastroesophageal Junction (Completed)
- Principal Investigator of study titled "A multicenter open-label randomized study of BCD-020 (rituximab, CJSC BIOCAD, Russia) efficacy and safety in comparison with MabThera® / Ristova® (F. Hoffmann-La Roche Ltd., Switzerland) in monotherapy of CD20-positive indolent non-Hodgkin Lymphoma"(Completed)

#### Ongoing Research:

- A Randomized, Multiple-Dose, Multicenter, Comparative, Parallel Study To Evaluate The Efficacy, Safety And Pharmacokinetic Characteristics Of Intravenous Infusion Of Trastuzumab (Test, Hetero) And Reference Medicinal Product (Reference, Roche) In Combination With Standard Chemotherapy In Patients Of HER2-Positive Metastatic Breast Cancer (TRUMAB Study)

#### Dr. Dinesh Kumar Sinha, Addl. Professor-

- Multicenter, Double-Blind, Randomized, Parallel-Group Study to Assess the Efficacy and Safety of MYL-14020 Compared



With Avastin®, in the First -line treatment of Patient with Stage IV Non-Squamous Non-Small Cell Lung Cancer. (Completed)

Principle Investigator: Dr. Dinesh Kumar Sinha

Co - Investigator: Dr. Richa Madhawi

Co - Investigator: Dr. Santhosh Meedimale

- A Phase 2b Open-label Study of Selinexor (KPT-330) in Patients with Relapsed/Refractory Diffuse Large B-Cell Lymphoma (DLBCL). (Completed)

Principle Investigator: Dr. Dinesh Kumar Sinha

Co - Investigator: Dr. Richa Madhawi

Co -Investigator: Dr. Kunal Kishor

#### Ongoing Research:

- A global, multicentre, three arms, open-label randomized study to evaluate the efficacy and safety of Nanosomal Docetaxel Lipid Suspension compared to Taxotere® (Docetaxel Injection Concentrate) in triple-negative breast cancer patients with locally advanced or metastatic breast cancer after failure to prior chemotherapy.

#### Principle Investigator: Dr. Dinesh Kumar Sinha

Co - Investigator: Dr. Richa Madhawi

Co -Investigator: Dr. Kunal Kishor

Co -Investigator: Dr. Shraddha Raj

Co -Investigator: Dr. Manish Kumar

- "Reditux™ Registry to Compare Effectiveness, Safety, and Resource Utilization of Reditux™ v-s. the Reference Medicinal Product to Treat Diffuse Large B-Cell Lymphoma and Chronic Lymphocytic Leukaemia in Routine Clinical Practice. Protocol no RI-02-003".

#### Principle Investigator: Dr. Dinesh Kumar Sinha

Co - Investigator: Dr. Richa Madhawi

- A Phase 3 Randomized, Controlled, Open-Label Study of Selinexor, Bortezomib, and Dexamethasone (SVd) versus Bortezomib and Dexamethasone (Vd) in Patients with Relapsed or Refractory Multiple Myeloma (RRMM).

Principle Investigator: Dr. Dinesh Kumar Sinha

Co - Investigator: Dr. Richa Madhawi

Co -Investigator: Dr. Kunal Kishor

Co -Investigator: Dr. Santhosh Meedimale

- Study of platelet indices in patients of Chronic Myeloid proliferative disorders

Co investigator- Dr Richa Madhawi

#### Services Rendered

- Daily Monday to Saturday OPD
- Daily ward rounds
- Daily radiation and chemotherapy facility.
- Minor procedure - Bone Marrow Biopsy, Intrathecal Methotrexate Injection, Biopsy, Pleurocentesis, Paracentesis, Biopsy, Pap Smear, LP

#### New services and facilities:

The cancer treatment facilities with all modern Radiotherapy equipments like two Linear Accelerators, high and low energy, CLINAC Ix low energy (6 MV) LINAC and Varian TRUE Beam 6, 10. 15 MV LINAC and Ir192 24 channels Gamma med plus Ix Varian Brachytherapy machine along with CT Simulator, PET CT, MRI and Cyclotron, PET CT, MRI and Cyclotron under progress made in the year.

#### Educational activities -

- Seminar Once in a week
- Journal Club Once in a week
- Case Presentation Once in a week
- RT Planning discussion Once in a week
- Tumour Board Once in a week
- Courses Offered

- MD Radiation Oncology course (4 Seats) approved by MCI and MD Radiation Oncology course running session from 2020-2021 under department.
- Diploma in Medical Radiotherapy Technology (DMRT) Course is running under department.
- Indian Association of Palliative Care Certificate Course in Essentials of Palliative Care (CCEPC) - June and November

#### Other Project

01. Jiv Daya Foundation (Palliative Care&Paediatric Oncology)
02. Hospital Based Cancer Registry Programme (HBCR)
03. Population Based Cancer Registry Programme (PBCR)

#### Conferences and Seminars

Breast Cancer Update - 2019 Organizing Secretary - Dr Richa Madhawi

ONCOCON 2019 - Organizing Secretary - Prof Dr Rajesh Kumar Singh

World Cancer Day 2019

Invited Faculty - AROICON, 2019 Ahmadabad Gujrat

Best of ASTRO June 2019 - Kolkata

Raktvigyan 2019- Patna, Bihar

AROI Bihar Chapter 2019- Patna, Bihar

SOOCON 2019 - Patna, Bihar

Breast Cancer Contouring Workshop - AIIMS Patna

MOSOCON 2019 - Patna Bihar

MPAICON 2019 Jaipur

CML & GIST Support Group Meeting by Max Foundation



# State Cancer Institute

## DEPARTMENT OF SURGICAL ONCOLOGY

**Mission:** To provide proper and advanced oncosurgical care to the patients including minimal invasive, endoscopic, and robotic surgeries

1. To start academic programme (M.Ch course)
2. To start different training programmes (fellowship and observership courses)

FACULTY :		
1.	Dr. Manish kumar	Assistant Professor & In-charge
2.	Dr. Shashi Singh Pawar	Assistant Professor
JUNIOR RESIDENTS		
1.	Dr. Karuneshwar Kumar	Junior Residents
2.	Dr. Anjani Kumar Jha	Junior Residents
3.	Dr. Abhinadan Kumar Nagar	Junior Residents

### Clinical expertise :

1. Planning and surgical management of all solid organ cancers
2. Head and neck cancers with reconstruction
3. Breast cancer and oncoplastic surgeries
4. Thoracic malignancies (lung and mediastinal tumors)
5. Gastro-intestinal malignancies
6. Hepatobiliary and pancreatic malignancies
7. Genito-urinary malignancies
8. Bone and soft tissue tumors
9. Organ and limb preservation surgeries
10. Minimal invasive and laparoscopic surgeries

### There is a significant increase in the number of patients treated in our department.

- Department treated a total of 9,063 patients received Surgery/supportive/follow up care in the current year. The department is equipped to evaluate and diagnose and treat various cancer patients.

### OPD Registration :

Month	New Registration	Old Registration	Emergency
April 2019	110	534	0
May 2019	138	615	04
June 2019	128	557	0
July 2019	157	719	04
August 2019	130	608	0
September 2019	151	695	0
October 2019	89	673	0
November 2019	97	721	0
December 2019	105	728	0
January 2020	71	711	0

February 2020	132	642	0
March 2020	77	465	0
Total 1385	7670	08	
Total Supra Major Cases Done-		105	
Total Major Cases Done-		136	
Total Minor Cases Done-		45	
Total Laparoscopy Surgery Cases Done-		02	
Other Surgery		02	
Total OPD Procedures Done-		1053	
		Total- 1,343	

#### Journal Article:-

##### Dr. Manish Kumar, Assistant Professor-

- Correlation of Ca15-3 and CEA in Different Molecular Subtypes of Metastatic Breast Cancer Poonam Sinha<sup>1</sup>, Rekha Kumari<sup>2</sup>, Manish Kumar<sup>3</sup>, Ranjay Kumar Ranjan<sup>4</sup>, Uday Kumar<sup>5</sup>: International Journal of Research & Review (www.ijrrjournal.com) 203 Vol.6; Issue: 8; August 2019
- Pattern of cervical lymph node metastasis for therapeutic decision-making in squamous cell carcinoma of buccal mucosa
- Sanjeet Kumar Singh<sup>1</sup>, Manish Kumar<sup>2</sup>, Shashi Singh Pawar<sup>2</sup>, Ashish Ranjan Singh<sup>3</sup>, Anita Kumari<sup>4</sup>: Year : 2020 | Volume : 6 | Issue : 1 | Page : 46-49: JIGIMS
- Brain Tumor management Amidst COVID-19 Pandemic: Kunal Kishor , Dinesh Kumar Sinha , Manish Kumar , Shashi Singh Pawar , Richa Madhawi, Shraddha Raj, Rajesh Kumar Singh, Seema Devi , Rajiv Ranjan Prasad: VOL 5 NO S1 (2020): APJCC

##### Dr. Shashi Singh Pawar Assistant Professor-

- Paraneoplastic Leukemoid Reaction in a case of Carcinoma Gall bladder: A Rare Scenario
- Jeetendar Paryani\* , Sameer Gupta, Arun Chaturvedi, Vijay Kumar, Naseem Akhtar, Parijat Suryavanshi and Shashi Singh Pawar: Volume 10 o Issue 1 o 1000332: J Carcinog Mutagen, an open access journal
- An Unusual Occurrence of giant primary osteosarcoma of chest wall in adult: case report and review of literature An unusual occurrence of giant primary osteosarcoma of chest wall in adult: case report and review of literature Jeetendar Paryani, Sameer Gupta, Parijat Suryavanshi, Shashi Singh Pawar: Vol 5, No 2 (2019): IJORO
- Brain Tumor management Amidst COVID-19 Pandemic: Kunal Kishor , Dinesh Kumar Sinha , Manish Kumar , Shashi Singh Pawar , Richa Madhawi, Shraddha Raj, Rajesh Kumar Singh, Seema Devi , Rajiv Ranjan Prasad: VOL 5 NO S1 (2020): APJCC
- Pattern of cervical lymph node metastasis for therapeutic decision-making in squamous cell carcinoma of buccal mucosa Sanjeet Kumar Singh<sup>1</sup>, Manish Kumar<sup>2</sup>, Shashi Singh Pawar<sup>2</sup>, Ashish Ranjan Singh<sup>3</sup>, Anita Kumari<sup>4</sup>: Year : 2020 | Volume : 6 | Issue : 1 | Page : 46-49: JIGIMS
- A Huge Benign Phyllodes Tumour of the Breast: A Rare entity

#### Academic activities:-

- As co-guide of PG students in different departments. As faculty in DNB (Thoracic Surgery) course involved in teaching, research and other academic activities.

**Training:** - In process of starting fellowship courses in different surgical Oncology Subspecialties.

#### Educational and Research Achievements

##### Dr. Manish Kumar

Co- guide-

1. Study of serum prolactin level in breast cancer patient and its correlation with different stages
2. Role of tumor markers (CEA, CA-242 and Sialic acid) in management of colorectal carcinoma
3. Patterns of care and survival studies (POCSS) on gall bladder cancer(GBC) in hospital based cancer registries under ICMR- National cancer registry programme (NCRP)
4. Molecular analysis of p53 and K -ras gene in gall bladder cancer in patients of Bihar

5. Copy number variation and polymorphism of methylenetetrahydrofolate reductase C677T in breast cancer in breast cancer patient of bihar
6. Molecular classification of breast carcinoma based on theranostic markers and its clinicopathological correlation carcinoma - an institution based study.

#### Services Rendered

- OPD Services/In patient/Surgical/Pre OP/Post Op/Diagnostic/Procedure/Pallative Surgery/Research/Academic activities/emergency.



# State Cancer Institute



## DEPARTMENT OF GYNECOLOGICAL ONCOLOGY

State Cancer Institute in its present form is one of the premier, state of the art cancer institute of the East India, delivering affordable health care to the last man in the queue and that too at doorsteps. The department of gynecologic oncology is one of the subdivision of SCI and is the only department of its kind in the entire state which deals with gynaecological malignancies.

The seed of gynaecologic oncology department was sown at IGIMS in 2008 and was entrusted to capable and visionary leadership of Dr Sangeeta Pankaj who with her untiring efforts has led this reatively new department to excel in a short span of time. We have seen a steady and consistent rise in the number of patients seeking our services.

The subdivisions of State Cancer Institute and gynaecological oncology department are the only government run departments providing comprehensive oncological treatment under one roof. We at SCI provide facilities for Colposcopy, surgery, chemotherapy and radiotherapy at very low rates and there is also provision for monitory grant from the government for treatment.

### OBJECTIVE OF THE DEPARTMENT

- Screen the general population for early detection of gynaecological cancers.
- Provide diagnostic work up and appropriate treatment by surgery along with palliative treatment to the patients with gynaecological malignancies.
- To generate trained human resources for early detection and proper and effective management of Gynecological cancers.
- To conduct research in the field of Gynecological oncology.

Name of Faculty/SR/Staff	Designation-
Dr. Sangeeta Pankaj	Professor, HOD
Dr. Jyotsna Rani	Assistant Professor
Dr. Kavya Abhilashi	Assistant Professor
Dr. Pratibha kumari,	Senior resident
Dr. Satya Kumari,	Senior Resident
Dr. Richa Sharma,	Junior Resident
Dr. Nazish Aftab,	Junior Resident
Dr. Mansi Kumari,	Junior Resident

**Clinical Expertise-** Comprehensive therapeutic as well as preventive treatment of all gynaecological malignancies including cancer of ovary, uterus, cervix vagina and vulva are being provided. Complex cases are discussed in a multidisciplinary tumor board for planning appropriate treatment and the best suitable treatment is offered to the patient, maintaining her quality of life.

**Surgeries Performed-**all radical surgeries and operative procedures for cancers of the Vulva, Vagina, Cervix, Endometrium, Fallopian Tubes and Ovaries are being performed. Benign surgeries for complex endometriosis with frozen pelvis and Laparoscopic & Hysteroscopic surgeries are also being performed.

**Preventive Services:**Comprehensive cancer screening services for women are provided in routine OPD procedure which include- Screening for Cervical Cancer- PAP Smear, HPV Testing, cervical cancer vaccination& other procedures like diagnostic and therapeutic Colposcopy, Cervical Biopsy, Cold coagulation for benign cervical lesion & LEEP procedures for pre-invasive diseases of Cervix.

Screening for breast cancer

Hysteroscopy &Endometrial biopsy to rule out endometrial pathologies.

### Brief description of the work done in 2019-20

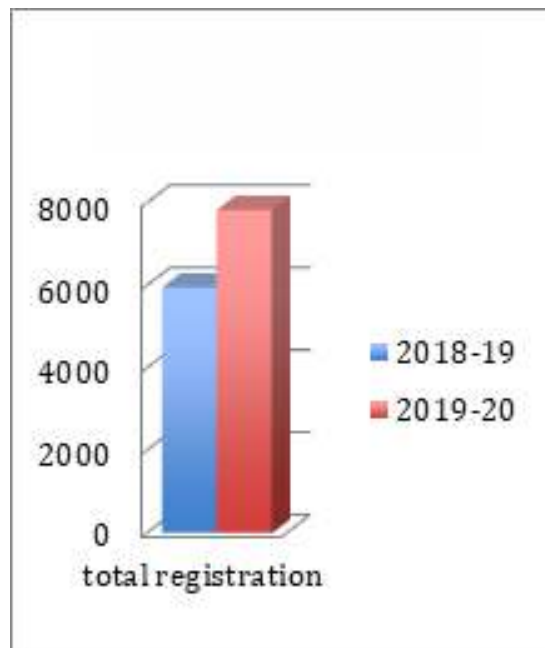
During the period between 1st April 2019 and 31st March 2020, a total of 2115 new cases were registered in the department & 5713

patients attended the OPD for follow-up visits. The total number of patients admitted under the department for treatment was 186. The data of opd work and SSP I/major/ minor operations performed during this tenure are given below in Table I/ graph I.

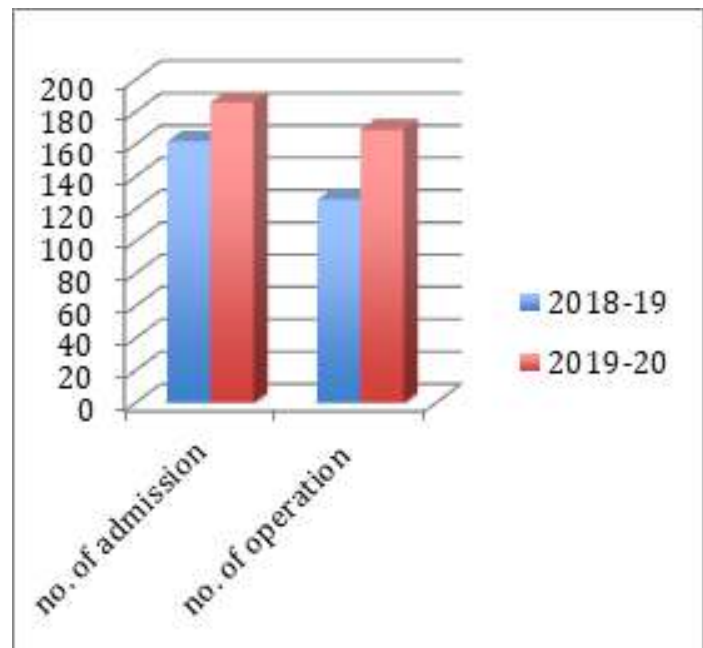
**Table I:**

Clinical work details	In 2018-19	In 2019-20
Total registration	5948	7828
New Registration	1820	2115
Old Registration	4126	5713
Emergency Registration	02	0
No. of Admission	162	186
General Ward	147	173
Private Ward	13	13
Emergency Ward	2	0
No of Operation done	126	169
SSP 1	68	70
SSP II	02	2
Major I	43	55
Major II	01	2
Minor I	08	22
Minor II	0	1
Minor III	01	6
Laproscopy & Hysteroscopy	03	11

**Graph Ia & b showing clinical work details in tenure of 2019-20**

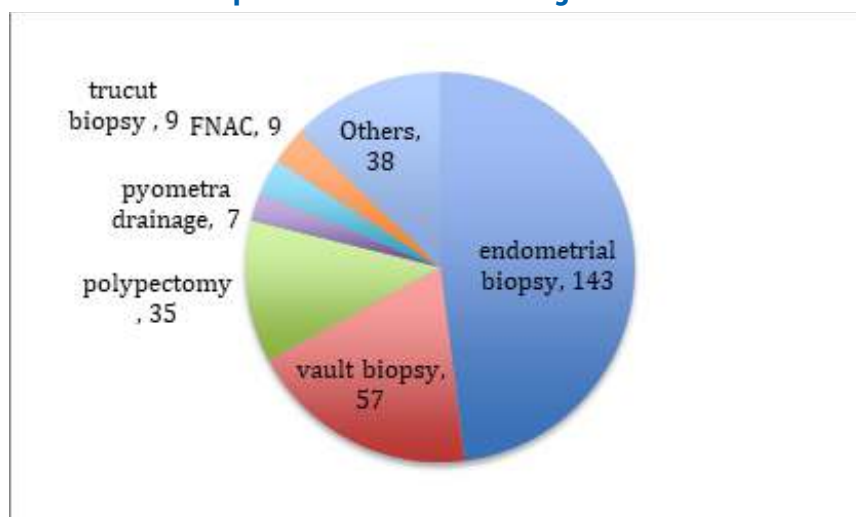


Ia

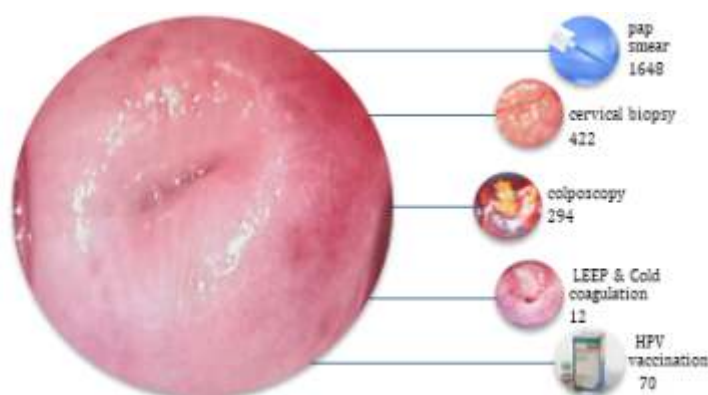


Ib

### OPD procedures carried out in given tenure



### Clinical procedures related to cervical cancer



**Academic Activities-** We are actively involved in training of students, interns and senior and junior residents in screening, diagnosis and management of female genital tract malignancies. The department has academic discussions on two days in a week as journal club and tumor board. Patients are discussed in a multidisciplinary tumor board including medical and radiation oncologists, pathologists and radiologists for planning appropriate treatment.

We are collaborating with the state health society in their national program on prevention of non-communicable diseases (NPCDCS) wherein we give lectures to the medical officers and GNM'S of the state government hospitals about gynecological cancers and screening

#### Number of publications made in the department during this tenure:

1. Choudhary V, Pankaj S. Teaching morphologic features of biopsy slides using projection microscope versus the conventional method of teaching: A comparative study. J Curr Res Sci Med .2019;5:51-4.
2. Nazneen S, Kumari A, Kashyap J, Kumari A, Kumari J, Kumari P, Pankaj S. Ultrasound and hormonal (thyroid stimulating hormone and prolactin) evaluation in mastalgia. JIGIMS .2019;5(2):158-162
3. Kumari P, Kumar P, Kumari S, Pankaj S, Appendicular lump misdiagnosed as ovarian tumor: a case report. JIGIMS. 2019;5(2):187-189
4. Kumari A, Choudhary V, Pankaj S, Kumari A, Kumari J, Kumari S, Nazneen S, Rani J, Kumari P, Abhilashi K, Kumari S. Retrospective analysis of clinico-pathological characteristics of ovarian cancer and audit of cytoreductive surgery done at tertiary care center in eastern India. JIGIMS .2020;6(1):21-25
5. Kumari P, Kumar P, Kumari S, Pankaj S, A clinical study of abdominal wound dehiscence with emphasis on its risk factors. JIGIMS. 2020;6(1):34-37



6. Rani J, Abhilashi K, Kumari P, Kumari S, Pankaj S, Choudhary V. Primary Peritoneal Tumor: A rare malignancy with atypical presentation. JIGIMS. 2020;6(1):84-86
7. Kriti, Arun N, Kumar M, Pankaj S. Retained Broken Epidural catheter: What to do?. JIGIMS. 2020;6(1):90-91
8. Abhilashi K, Kumar B, Rani J, Kumari P, Kumari S, Pankaj S. Malignant Peritoneal Mesothelioma: A case report. JIGIMS. 2020;6(1):92-93.
9. Jee B, Yadav R, Pankaj S, Shahi SK. Immunology of HPV-mediated cervical cancer: current understanding. International Reviews of Immunology. DOI: 10.1080/08830185.2020.1811859; <https://doi.org/10.1080/08830185.2020.1811859>

#### RESEARCH:

Ongoing research studies in the department:

1. Hysteroscopy as diagnostic procedure in abnormal uterine bleeding with radiological & Histopathological correlation
2. Colposcopic evaluation of Cervix: for its efficacy and accuracy
3. Genotyping of HPV strains causing cervical cancer in Bihar
4. HE-4 A novel tumor marker for ovarian mass and its comparison with CA 125
5. Tumor markers in Pre-operative Assessment & diagnosis of Adnexal mass.

#### Research works completed in this tenure:

1. Ultrasound and Histopathological evaluation of Abnormal Uterine Bleeding in Perimenopause and Postmenopausal Women
2. The Role of Human Papilloma Virus HPV in the Development of Cervical Carcinoma and its Early Detection by Molecular Method

**Department's achievement-** The annual registration of patients in the outpatient department has shown an increment of nearly 31% in the assessment year. The registration of patients during the cervix cancer awareness month in January and February has also showed an increasing trend. The department has successfully operating state of the art Coploscope which helps in diagnosis of early cervical cancer and also in its management. Endoscopic surgeries, both diagnostic and therapeutic are being successfully carried out. We have published a handful of original works and interesting case reports in acclaimed, peer reviewed indexed journals. The department has also organized a comprehensive colposcopy course and workshop at IGIMS in the month of June 2019 for training of postgraduate students and young budding gynaecologists. The faculties and residents are encouraged to attend workshop and conferences at national and international level for their career growth as well as dissemination of the work done at SCI, IGIMS of Patna. Our department won 2nd prize for stall in Health Exhibition at IGIMS 12-13 Feb 2020

**Plan for the future:** Starting of M.Ch course in Gynaecologic Oncology and introducing robotic surgeries are the dreams to be fulfilled in coming years. In future, the department hopes to expand & consolidate its clinical services and improve patient follow-up services in collaboration of radiation and medical oncology team of State Cancer Institute.

#### Faculty achievements-

##### Dr. Sangeeta Pankaj

- Winner of Saraswati Arora Best Poster Award AGOICON November 2019
- Participated as faculty in Revised Basic Course Workshop in Medical Education and Technologies IGIMS 16-18 January 2020
- Co- PI of National Cancer Registry Program-ICMR
- Co-Guide for MD students-
- Dr. Anila Sinha M.D. PATHO (batch 2018-2021)
- Dr. Suman M.D. PATHO (batch 2018-2020)
- Panelist in preventing cervical cancer in 3rd International Course Workshop & Conference on Peritoneal Surface Malignancies, Year in Review: Gynaecologic Oncology & Debate in Colorectal cancer 19-21 April 2019, Mumbai
- Panelist in gynaecological cancers review at 7th ONCOCON 17/18 August 2019, Ranchi
- Organised Awareness programme on world gynaecologic oncology day on 20th Sept 2019 at SCI, IGIMS
- Presented paper on Prevalence of HPV and Its Genotype Distribution In an Eastern State of India at AGOICON CMC Vellore 14-16 Nov. 2019

- Panelist in Personalized Medicine for Primary Treatment of Serous Ovarian Cancer in 5th Molecular Oncology Society Conference (MOSCON) 22nd and 23rd February 2020, Patna

#### **Member of Executive Committee**

- Editor Annual Report 2018-2019 Released on Institute Day IGIMS, PATNA 12th Feb. 2020
- Organizing Secretary, Institute Day, IGIMS, PATNA 12th Feb. 2020
- Chairman Gynaecologic Oncology committee POGS 2018-2020

#### **Courses/ conferences attended**

- Advanced laparoscopic training 25-27 Nov 2019 at PARAS Hospital, Gurgaon
- Entrepreneurship development training program 10-21 Feb 2020 at EDII Ahmadabad.
- Training Course on Biostatistics for Medical data analysis by MS-Excel 9th to 11th May 2019
- Participated as Faculty in Basic Surgical Training & Resuscitation Workshop 13/4/2019, IGIMS, PATNA
- 3rd International Course Workshop & Conference on Peritoneal Surface Malignancies, Year in Review: Gynaecologic Oncology & Debate in Colorectal cancer 19-21 April 2019, Mumbai
- 14th Annual Conference of The Indian Society of Colposcopy and Cervical Pathology, 19-21 April 2019, Vishakhapatnam
- AROI, Bihar Chapter 15-16th June 2019
- AGOICON CMC Vellore 14-16 Nov. 2019
- AICOG Lucknow 29 Jan to 2nd Feb 2020
- 5th Molecular Oncology Society Conference (MOSCON), Patna, 22nd and 23rd February 2020

#### **Dr. Jyotsna Rani**

##### **Conferences/Workshop attended-**

Participant in comprehensive Colposcopy workshop on 30th June 2019 by ISCCP & IMS at IGIMS, PATNA Organised Awareness Programme on World Gynaecologic Oncology day on 20th Sept 2019 at SCI, IGIMS

Attended workshop on Laproscopic gynaecology on 16th Nov 2020 at CSSH, PATNA

Participant in screening camp organised by State Health Society, Bihar at Saharsa on 1st March 2020

Participant in national awareness programme on prevention and treatment of cervical cancer by FOGSI on 8th march 2020.

Attended Live Laproscopic workshop at AIIMS, PATNA by Star Endogyn Conclave 2020

#### **Dr. Kavya Abhilashi**

##### **PAPER PESENTATION**

Presented poster on "Gliomatosis Peritonei with Ovarian Teratomas" at AGOICON CMC Vellore 14-16 Nov. 2019

##### **Conferences and workshop attended:**

Participant in comprehensive Colposcopy workshop on 30th June 2019 by ISCCP & IMS at IGIMS, PATNA

Organised Awareness Programme on World Gynaecologic Oncology day on 20th Sept 2019 at SCI, IGIMS

Attended AGOICON CMC Vellore 14-16 Nov. 2019

Participant in national awareness programme on prevention and treatment of cervical cancer by FOGSI on 8th march 2020.

#### **Dr. Pratibha Kumari**

##### **PAPER PESENTATION**

1. AICOG 2020-Pap smear -a cost effective method for screening of cervical cancer in a tertiary care centre
2. AICOG 2020(poster)- A case report on Ovarian leiomyosarcoma
3. Participated in quiz competition organised by POGS to represent at East zone Yuva FOGSI, Shillong

##### **Conferences and workshop attended:**

1. Participant in comprehensive Colposcopy workshop on 30th June 2019 by ISCCP & IMS at IGIMS, PATNA
2. Participant in NYCON Aug 2019, PATNA

3. Participant in Awareness Programme on World Gynaecologic Oncology day on 20th Sept 2019 in IGIMS
4. Participant in breast cancer update on 18th Oct 2019, IGIMS
5. Participant in robotics workshop at AIIMS, PATNA, Oct 2019
6. Attended workshop on Laproscopic gynaecology on 16th Nov 2020 at CSSH, PATNA
7. Attended two days hands on training hysteroscopy skill building course by Osama Shawki (8-9 Dec 2019)
8. Attended Live Laproscopic workshop at AIIMS, PATNA by Star Endogyn Conclave 2020
9. Participant in national awareness programme on prevention and treatment of cervical cancer by FOGSI on 8th march 2020
10. Attended CME, workshop and conference of AICOG 2020



# State Cancer Institute

# DEPARTMENT OF MEDICAL ONCOLOGY

**Department:** Department of Medical Oncology ( started in March,2017)

**Our Mission:** Improve cancer patient care, Research and Education.

Name of Faculty/SR/Staff:	
Dr. Avinash Pandey	Assistant Professor
Dr. Sahil Raj	Junior Resident
Dr. Piyush Pankaj	Junior Resident
Dr. Krishna Murari	Junior Resident
Dr. Raj Aryan	Junior Resident
Mrs. Mala Rani	Senior Nursing Officer
Mr. Ravindra Singh Khichar	Nursing Officer
Mrs. Neelam Chandra	Nursing Officer
Mr. Vikash Yadav	Nursing Officer

### There is a significant increase in the number of patients treated in our department:

Our Department treated a total of 33,351 patients who received chemotherapy/supportive/follow up care in the current year. The department is equipped to evaluate and diagnose and treat various cancer patients. The department has a functional day care for management of patients on Chemotherapy. Regular follow up of treated patients is also carried out for all our patients.

OPD New Registration	3065
OPD Old Registration	19055
Emergency Registration	13
Chemotherapy	11107
Minor Procedures	111
Total	33,351

**Annual Progress made in year 2019-2020:** Bone marrow transplant in government hospital in Bihar, Started Medical Oncology Chemotherapy Day care, Started New Adult solid tumour, Hemato-lymphoid and Paediatric Oncology ward.

### Significant achievement made:

- Pediatric Oncology
- Adult solid tumor
- Adult Hematolymphoid
- Catheter care Clinic: Started and performed more than 50 Peripheral inserted Central Line (PICC) catheters for prolonged chemotherapy infusions, care and maintenance of these lines.

### Number of publications made during the current year with year names of the hospital in Vancouver's style:

- Pandey A, Raj S, Madhawi R, Devi S, Singh RK. Cancer trends in Eastern India: Retrospective hospital-based cancer registry data analysis. South Asian Journal of Cancer. 2019 Oct 1;8(4):215-10 2019
- A Pandey, S Dutt, A Singh, A Kumar, S Singh. Outcomes with liquid biopsy to determine the EGFR mutation status in poor performance status, biopsy-ineligible, advanced NSCLC patients Cancer Research, Statistics, and Treatment 2.2019 Jul 1; (2),197-10 2019
- A Pandey, P Deshpande, A Singh, S Singh, K Murari, R Aryan. Oral Prednisolone, Etoposide, 6-Mercaptopurine (PREM) metronomic chemotherapy in treatment naïve and partially treated acute myeloid leukemia in a resource constrained setting

Cancer Research, Statistics, and Treatment 2020 Jan; 3 (2), 172-8 2020

4. A Pandey, S Ahlawat, A Singh, S Singh, K Murari, R Aryan. Outcomes and impact of minimal residual disease (MRD) in pediatric, adolescent and young adults (AYA) with acute lymphoblastic leukemia treated with modified MCP 841 protocol. Cancer Research, Statistics, and Treatment 2020 Jan; (2), 183-7 2020
5. A Pandey, A Singh, S Singh. Prevalence of Vitamin D deficiency in treatment-naive individual consecutive cancer patients. Cancer Research, Statistics, and Treatment 2020 Jan 1; 3 (1), 25-6 2020
6. A Pandey, A Singh. Treating the older patients with 'younger' evidence-based therapy: Time to tailor to suit the fragility. Cancer Research, Statistics, and Treatment 2019 Jul 1; 2 (2), 226
7. Ghadyalpatil NS, Pandey A, Krishnamani I, Srinivas C, Rafiq SJ, Hingmire SS, Maturu N, Reddy R, Kumar KK, Sreekanth K, Gurram BC. First-line management of metastatic non-small cell lung cancer: An Indian perspective. South Asian journal of cancer. 2019 Apr; 8(2):73.
8. Pandey A, Singh A, Singh S, Kumar A, Shahi H, Kumari A. Impact of Chhath festival on health seeking behaviour of local population. International Journal of Community Medicine and Public Health. 2019 Aug; 6(8):3284.
9. Pandey A, Singh A, Singh S, Kumar A. Patient- doctor ratio across nine super speciality clinics in government hospital: a cross sectional study. International Journal of Community Medicine and Public Health. 2019 Oct; 6(10):4421-4425

**Academic activities: As above.**

Capital work, new equipment which has been added/ contributing to development of department and procedures done. Apheresis Machine. Performed more than 30 individual platelet apheresis and stem cell apheresis for acute leukemia and bone marrow transplant respectively.

**Sub-speciality/division:**

- A. Pediatric Oncology
- B. Adult medical Oncology
- C. Haemato- Oncology

**Training :**

Teaching and seminars for Junior residents, joint clinical decisions and rounds

**Research :** As above (see publications)

**Services rendered:**

- A. Daily Monday to Friday OPD, Department of medical Oncology
- B. Daily ward rounds, 12 beds have been allotted in Sept 2018 to department of medical oncology.
- C. Daily chemotherapy administration in New Medical Oncology Day care facility.

**New services and facilities:** A. Paediatric Oncology B. Adult medical Oncology C Haemato- Oncology.

**Educational activities:** as above, seminar, CME (Gynaecological cancers and haemato-lymphoid malignancies, lung, breast cancer, pancreatic and colon cancer). Courses offered: None

**Department achievements:** publication, services (as above)

**Faculty achievements:** publication, services (as above). National faculty for several national and international conferences.

# State Cancer Institute

## DEPARTMENT OF MEDICAL PHYSICS

### Introduction:

The Department of Medical Physics works in association with Department of Radiation Oncology and Department of Radio-Diagnosis for the radiation treatment, and has expertise in related areas. The Department is engaged in machine purchasing and installation testing, Quality Assurance & Quality control, Treatment planning, maintenance of imaging and treatment equipments, troubleshooting in view of radiation safety aspects, management, education and research development.

### Mission:

The mission of the department is to be a resilient, respected, Medical Physics Department with a name for innovation and excellence. Also providing the highest quality patient care and to train medical physics professionals expertise.

Department will accomplish this mission by adopting and implementing advanced radiation technology, education and training.

### Clinical Expertise:

Radiotherapy, Radiation Dosimetry and Medical Radiation Physics.

Faculty		
1.	Prof ( Dr. ) Rajiv Ranjan Prasad	SCI Chief
2.	Dr. Mukesh Kumar Zope	Assistant Professor (MP)
3.	Dr. Santosh Kumar	Assistant Professor (MP)
4.	Dr. Deepali Bhaskar Patil	Radiological Safety Officer
5.	Mr. Mani Kant Jha	Medical Physicist
6.	Mr. Satya Kumar	Medical Physicist

### Following facilities are available in Department of Medical Physics associated with Department of Radiation Oncology:

#### A. Equipments:

- Telecobalt Unit (TH-780C)
- True Beam SVC with FFF linear accelerator including 6, 10, 15 MV, 6 FFF, 10 FFF MV photon energy, five electron energies.
- Clinac iX linear accelerator including 6 MV photon energy & five electron energies.
- Gamma Med Plus iX Brachytherapy equipments including 24 channels
- CT-Simulator: Revolution EVO, 128 slices, GE Healthcare Pvt. Ltd.

#### B. Imaging Modality:

Portal Imaging, OBI facility and RPM gating

- C. Treatment planning: EBRT: Eclipse TPS -two ; Four Eclipse Contouring workstation and Brachytherapy: Brachyvision (Contouring & Planning system)

#### D. Techniques:

EBRT Treatment Techniques: 3DCRT, IMRT, IGRT, RapidArc, SRS/SRT/SBRT, TBI, HBI, TSEI

Brachytherapy treatment Techniques :Intracavitary, Interstitial, Intraluminal & Surface Mould therapy

- E. **Dosimetric Equipments:** Cylindrical RFA, Daily QA phantom, Chambers (Farmer, cylindrical, parallel plate and Microchamber) with electrometer, Survey meter, Patient specific QA Phantom, Quality assurance QA device for CT Simulator & MRI

- F. **Immobilization:** All Immobilization equipments are available including Electron foam cutter with Alloy material.

### Publication: (2019-2020)

1. Zope M, Deepali Bhaskar P, Kuriakose A, Aslam PA, George B (2019) Photon Beam Commissioning of Varian Unique Performance Low Energy Linear Accelerator (LINAC). Insights Med Phys Vol.4 No.3:3. [https:// DOI: 10.21767/2574-285X.100024](https://doi.org/10.21767/2574-285X.100024)
2. Zope, M.K., Patil, D.B., Kuriakose, A., Rahman, A., Trivedi, V. and Keshri, S.K. (2019) A Comparative Study of Dosimetric Analysis of Three Different Sets of Five Fields and Seven Fields IMRT Plans for Prostate Cancer. International Journal of Medical Physics, Clinical Engineering and Radiation Oncology, 8, 175-192. <https://doi.org/10.4236/ijmpcero.2019.83016>

### Oral / Poster presentation & Conference attended:

1. Conference Attended & Poster Paper Presented during Association of Radiation Oncologists of India (AROICON-2019) 41st Annual conference at Gujarat University Convention and Exhibition Centre (GUCEC), Ahmadabad (Gujarat) from 28th November to 1st December 2019 "Comparative Study of Dosimetric Analysis of Three different sets of five Fields and seven fields IMRT plans for Prostate cancer" (Dr. Mukesh Zope).
2. Conference Attended & Oral Paper Presented during AMPICON 2019, at Kolkata, 7th-9th Nov. 2019 on the topic: "Immobilisation devices used to treat unusual sites for better radiation delivery, a single institutional experience "( Dr. Santosh Kumar).
3. Conference Attended & Oral Paper Presented during AMPICON 2019, at Kolkata, 7th-9th Nov. 2019 on the topic: "Volumetric modulated arc therapy verse Intensity modulated Radiotherapy on the Left sided Chest wall and regional nodes: A Comparative dosimetry analysis (Dr. Deepali Patil).
4. Presented Oral Paper Presentation in Annual Conference of AMPICON-2019 at Kolkata 7th - 9th November 2019 (Dr. Deepali Patil).
5. 4th AROI-ESTRO GYN Teaching Course held on 4th to 7th March 2020, at TMH, Mumbai (Mr. Mani Kant Jha).
6. AAPM International Scientific Exchange Program hosted by the AMPICON, dept. of radiology, UCMS & GTB hospital and Dept. of Radiotherapy, MAMC & Lok Nayak Hospital on date December, 16-19, 2019, New Delhi ( Mr. Mani Kant Jha).
7. Acquaintance Program of IUAC, New Delhi on Accelerators and its related sciences on dated 11th November 2019 at Department of Physics, Patna University, Patna ( Mr. Mani Kant Jha).
8. Workshop on Breast Cancer Radiation "Precise Contouring & Planning" held on October 10th 2019, at AIIMS, Patna ( Mr. Mani Kant Jha).
9. Annual Conference of AMPICON-2019 at Kolkata 7th - 9th November 2019 ( Mr. Satya Kumar).
10. Pre-Conference Workshop (AMPICON-2019): Radiation Protection and QA in Diagnostic Radiology at Kolkata 7th to 9th NOV 2019 ( Mr. Satya Kumar).

### Training:

- Observership training completed at TMH, Mumbai from 11 March 2020 to 20 March 2020 by Mr. Mani Kant Jha, Medical Physicist.

### Teaching:

- Classes of Diploma in Medical Radiotherapy Technology (DMRT) courses.
- Classes of Paramedical courses such as B. Sc. Nursing (Bio-physics), forensic medicine and B.Sc. Neurology.
- Classes of MD Students of Radiation Oncology

### Department Achievement (on the basis of records available in the department):

- Bachelor of Medical Radiotherapy Technology course approved by AERB
- Developed the syllabus Bachelor of Medical Radiotherapy Technology course as per National and International regulatory body.
- To start medical physics internship duration of one year for four students (Approved by College Council).
- Also we providing the radiation safety expertise to other departments (Radio-Diagnosis, Orthopaedics, Dentistry, Cardiology, and Urology.)

- Creation of Radiation Local Safety Committee to strengthen Radiation Safety at IGIMS.

#### **Future Scope of Department**

- To start the M.Sc. Medical Physics Course
- To start medical physics internship duration of one year for four students (Approved by College Council).
- Procurement of additional Radiotherapy equipments at the existing radiation bunker.





# Department of REPRODUCTIVE MEDICINE



**DEPARTMENT:** The department was established on 28th October 1995 with the aim of providing highly specialized and quality care to infertile couples of Bihar and eastern India. It was also built with the aim of providing facilities for the treatment of infertility and research in the field of reproduction. Infertility is an important medical problem with significant social consequences. About 10-15% of married couples are sub-fertile. This Department is first of its kind in north Eastern India. The name of the department has recently been changed from Reproductive Biology to Reproductive Medicine.

In India ART techniques are practiced mostly in private sector which is not affordable to most of the couple. The Department has a vision to develop the apex center of treatment & research in the Reproductive Medicine. The department has started the state of Art Assisted Reproductive Technique Laboratory (for the first time in Government sector in Bihar) for IVF and ET, ICSI and IMSI. With further development of science and technology ART techniques can be expanded to PGD, and stem cell research.

At present the basic evaluation of the infertile couple is being done in routine way by doing semen analysis of male partner, TSH, T4, Prolactin and USG pelvis of female partner. Various kinds of endoscopic surgeries, Diagnostic and operative laparoscopy for endometriosis, ovarian cyst, PCOD, adhesions, linear salpingostomy and salpingectomy for ectopic pregnancies are being done. Hysteroscopy as well as other specialized surgeries like tubal reconstructive surgery, sacrocolpopexy, Burch colposuspension, abdominal sling surgery, myomectomy etc are also being done. For sub-fertile couple ovulation induction, follicular study and intrauterine insemination is done with well equipped state of the art Andrology Laboratory. We have also started the first Assisted Reproductive Techniques centre in Government sector in Bihar. At present the department is offering IVF, ICSI, IMSI, ET, FET, Cryopreservation of semen and embryo. Our centre is in the process of getting registered under National Registry of ART Clinic and ART bank ICMR.

The department of Reproductive Medicine actively participates in common academic programme, academic programmes of Obstetrics and Gynecology department. The department is also actively participating in academics in form of weekly departmental seminars.

The department presently has one Additional Professor (Head of the Department) Dr. Kalpana Singh, three Assistant Professors Dr. Huma Nishat, Dr. Bhawana Tiwary and Dr. Shubhanti Kumari; One Senior Residents Dr. Kumari Shashi two junior resident Dr. Bhagya Shree and Dr. Sarita Rani. Dr. Nikhil (Assistant Professor) works as Andrologist in the department on every Thursday in addition to his routine work in Urology department.

**OUR MISSION:** The department has started the state of art Assisted Reproductive Technique Laboratory (for the first time in Government sector in Bihar) for IVF and ET, ICSI and IMSI. We plan to develop state of ART Genetic lab in collaboration department of Anatomy where PGS, PGD, stem cell research will be done. The department also plans to do Uterine Transplant in future.

FACULTY :		
1.	Dr. Kalpana Singh	Additional Professor & HOD
2.	Dr. Huma Nishat	Assistant Professor
3.	Dr. Bhawana Tiwary	Assistant Professor
4.	Dr. Shubhanti Kumari	Assistant Professor
5.	Dr. Nikhil Ranjan	Assistant Professor (Andrologist)
SENIOR RESIDENT :		
1.	Dr. Kumari Shashi	Senior Resident

JUNIOR RESIDENT :		
1.	Dr. Sarita rani	(Service JR)
2.	Dr. Bhagyashree	(Service JR)
EMBRYOLOGIST :		
1.	Sangeeta Kumari	Embryologist
2.	Abha Kumari	Nursing Officer
3.	Poonam Kumari	Nursing Officer
4.	Sanjay Kumar 2	Technical Staff (Lab Attendant Gr-2)

#### Clinical Expertise:

Providing services to infertile couple by rendering OPD services, Follicular monitoring, IUI and endoscopic surgeries. Department has started IVF-ICSI services.

#### Annual Progress (2019-20) :

New Registration	1417
Old Registration	3830
Emergency Registration	0
Total (No. of Registration)	5247
No. of Admission in Gen.Ward	140
No. of Admission in Pvt.Ward	17
No. of Admission in Emergency .Ward	11
Total (No. of Admission)	157
No of Death	0
No of Operation Done in Main OT	224
No of Operation Done in Emerg. OT	0

#### Investigation/Procedure Done (2019-20)

FNAC	0
PAP Smear	178
E B	1
S & E	0
IUCD	0
Advance Semen	439
Cytology	0
Sperm Wash	128
IUI	128
Post Coital test	0
Cervical Biopsy	10
Voult Biopsy	0
Endometrial Biopsy	1
Hydrotubation	0
A-AIH	89
B-AID	39

Chemical Cauterisation	0
Others	24
Total	1152

#### Number of Patient Operated upon (2019-20)

SSP-I	12
SSP-II	40
Maj-I	37
Maj-II	4
Minor-I	15
Minor-II	5
Minor-III	1
Lap.Surg	41
Others	69
Total	224

#### Significant achievements made with regard to new procedure which can add to the name of IGIMS of with summary of methods' adopted-

1. Department has started with follicular monitoring (TVS)
2. Evaluation of pelvis by USG of sub fertile females.
3. Advanced semen analysis
4. IVF- ICSI, IMSI
5. Embryo freezing.
6. Laser assisted Hatchey.
7. Laser biopsy of embryo.
8. Extended blastocyst culture.
9. Cryopreservation of semen and embryo.
10. TESA and PESA procedures.

#### PUBLICATIONS:

Dr. Kalpana Singh

1. Kumari R, Kumar R, Singh K, Kumar U .Prevalence of Iron Deficiency and Iron Deficiency Anaemia in Adolescent Girls in a Tertiary Care Centre in Journal of Clinical and Diagnostic Research , 2017 ; 11(8): BC04-BC06.
2. Kumari M, Singh K, Bharti G, Kumar V, Prasad U, Suman S. Biophysical Scoring of the Endometrium and Intrauterine Insemination (IUI) Outcome in the Patient with Infertility" International Journal of Scientific Study :2017; 5(2);120-124.
3. Singh K, Kumari R, Ranjan A ,Bharti G. Analysis of causes and clinical pattern of infertility in couples coming to a tertiary care centre in Bihar ; International Journal of Reproduction, Contraception, Obstetrics and Gynecology , 2017-2018,6(6) ;2320-1770.
4. Singh RK, Kushwaha D, Haque SS, Tanweeruddin M, Aziz T, Singh BK, Singh K. Evaluation of lactate dehydrogenase isoenzyme activity and biochemical profile in cerebrospinal fluid for different types of meningitis. MicroMed. 2017; 5(1): 8-11.
5. Bharti G, Singh K, Kumari R, Kumar U. Prevalence of hypothyroidism in subfertile women in a tertiary care centre in North India. Int J Res Med Sci 2017;5:1777-80
6. Singh K, Bharati G, Prasad D, Kumari S . Role of levonorgestrel releasing intrauterine device in management of heavy menstrual bleeding: a conservative approach : Int J Reprod Contracept Obstet Gynecol. 2017;6(2):631-635
7. Bharti G, Singh K, Kumari R, Kumar U. Prevalence of hypothyroidism in subfertile women in a tertiary care centre in North India. Int J Res Med Sci 2017;5:1777-80.

#### **Dr. Huma Nishat**

1. Nishat H, Roy P et al. Incidence and causes of stillbirth:A retrospective Study. Journal of Medical Science & Clinical Research 2018;6:156-159.
2. Prasad D, Nishat H, Tiwary B et al, Review of obstetrical emergencies and fetal outcome in a tertiary care centre. Int. J of Research in Medical Sciences 2018 ,(5): 1554-1558.
3. Nishat H, Rohtagi R,Sinha R, safety and Efficacy of Intravenous Iron Sucrose in treatment of Iron Deficiency Anemia of pregnancy.Indian Medical Journal 2015;Vol 109,2:129(A)-130(A).
4. Nishat H, Hoda K,Sinha R,A comparative study of Endometrial Aspiration Cytology with dilation and Curettage in patients with Abnormal Uterine Bleeding in Reproductive and Menopausal Age Group,Indian Medical Journal 2015;Vol 109,5;290(A)
5. Nishat H, Hoda K,Sinha R, Comparison of Methods Used for Screening of Cervical Preinvasive Lesions.Indian Medical Journal 2015;Vol 109,5:312(A)-313(A)

#### **Dr. Bhawana Tiwary**

1. Tiwary B, Dhaliwal L, Gainer S, Effect of GnRH antagonist on follicular development and uterine biophysical profile in controlled ovarian stimulation.Int Journal of Reproduction,Contraception, Obstetrics and Gynaecology2015 Feb;4(1):157-163
2. Tiwary B, Sinha HH, Pandey Vk,Opportunistic screening for cervical cancer in a tertiary hospital in Bihar.World Journal of Pharmaceuticals Research 2017;6(6)
3. Agarwal M, Tiwary B, Gurung P. Complex mullerian duct abnormality in a young female: a therapeutic dilemma. Int J Reprod Contracept Obstet Gynecol,2017 Aug;6
4. Pande B, Dora S, Tiwary B, Role of hysterolaparoscopy for the evaluation of primary infertility: An experience from a tertiary care hospital. Int J Reprod Contracept Obstet Gynecol 2017 Aug; 6, 3473-3476.
5. Prasad D, Nishat H, Tiwary B et al, Review of obstetrical emergencies and fetal outcome in a tertiary care centre. Int. J of Research in Medical Sciences 2018 May; ^ (5): 1554- 1558.
6. Chapter on Medical and Surgical disorders in pregnancy in National FOGSI Quiz book(Under Publication)
7. Tiwary B, Sinha HH, Pandey VK, An Uneventful Pregnancy and Delivery in a case with Chronic Myeloid Leukemia.World Journal of Pharmaceuticals Research 2017;6(3):1686-1690.
8. Abhilashi K, Tiwary B, et al, Epidemiology and maternal and fetal outcome of Heart disease during pregnancy:A Tertiary care centre Experience. Int Journal of Clinical Obstetrics and Gynaecology 2018;2(5):128-130.

#### **Dr. Shubhanti Kumari**

1. Kumari S, Kumari P, Rohtagi R,THE ROLE OF ORAL MISOPROSTOL(600MICROGM) IN THE ACTIVE MANAGEMENT OF THE THIRD STAGE OF LABOUR AND DOSE RELATED SIDE EFFECTS" Int Journal of Research in Medicine, 2016,Volume 5,Issue3.
2. Kumari S, Prasad D,A Retrospective Study On Fetomaternal Outcome In Pregnancies Beyond 40 Wks Period Of Gestation. Indian Medical Journal, 2017,Vol 111, Issue 6.
3. Kumari P,Kumari S,Kumari U,Emergency Obstetric Hysterectomy Indian Medical Journal, 2017,Vol 111, Issue 6.
4. Kumari P,Kumari S,Kumari U,Prevalence Of Overt And Subclinical Thyroid Dysfunction Among Pregnant Women And Its Effects On Maternal And Fetal Outcome.Int Journal of Research in Medicine, 2016,Volume 5,Issue3.
5. Kumari S, Prasad D,Fibroepithelial Polyp Of Vulva- An Uncommon Tumour Of Vulva Int Journal of Research in Medicine, 2016,Volume 5,Issue3.

#### **Academic activities:**

The Department regularly conducts seminars every week and Journal clubs.Also, we are participating in Common academics. Department has also applied for starting M.Ch course in Reproductive Medicine& Surgery. Department has also got permission to start Ph.D in Reproductive Biology.

#### **New Equipments: (i) Embryology Lab**

- (a) IVF Work station
- (b) Stereo zoom microscope with Camera
- (c) CO2 Big Box Incubator with table
- (d) ICSI Complex with table
- (e) Internal air filter
- (f) External air filter

- (g) Air quality analyzer
- (h) Cryocans
- (i) Drug Refrigerator
- (j) CO<sub>2</sub> Analyzer
- (k) Temperature sensors
- (l) Air sensor probe
- (m) Surface temperature sensor probes
- (n) Liquid temperature sensor probes
- (o) CO<sub>2</sub> Alarm system
- (p) Liquid Nitrogen alarm system
- (q) Refrigerator alarm system
- (r) Test tube warmer
- (s) Petri plate warmer
- (t) Micropipettes

**(ii) OT Room**

- (a) OT Table
- (b) Oxy pulse Meter
- (c) Ovum aspiration pump
- (d) OT Light

**(iii) Andrology Lab**

- (a) Laminar air flow
- (b) Magnus Microscope with Camera
- (c) Test tubes warmer (Digi block)
- (d) 3 Warmer blocks
- (e) Centrifuge (spermfuge) Farvax
- (f) CO<sub>2</sub> Incubator (Astec) with table
- (g) Makler Chamber
- (h) Microscope with Camera
- (i) Makler Counting Chamber

**Subspecialty Division: Department is running following subspecialty clinics:**

- I. Reproductive Endocrinology
- II. Andrology Clinic
- III. ART Clinic
- IV. ANC clinic

**Training:**

Training of senior resident, junior resident and interns in clinical and various other aspects.

**Research:**

**Dr Kalpana Singh:**

**CHIEF INVESTIGATOR**

1. To study the Status of Ovarian reserve in infertile women attending the tertiary care centre
2. To study the prevalence of Methyltetrahydrofolate Reductase C677T polymorphism in the mother of child with neural tube defect in BIHAR
3. Outcomes Evaluation of dehydroepiandrosterone (Dhea) Supplementation In Infertile Women With Diminished Ovarian Reserve - A Randomized Controlled Study

**CO-INVESTIGATOR**

1. To study the effect of intrauterine instillation of G-CSF in infertile women with thin endometrium
2. To study the association between ovarian reserve, serum homocysteine level and methyltetrahydrofolate reductase gene

c677t polymorphism in the infertile women attending the tertiary care centre

3. Study of clinical and laboratory features of Sheehans Syndrome
4. 2. Rubella virus immune status of women in child bearing age group coming to IGIMS Patna for preconceptional counselling and infertility treatment- a cross sectional seroprevalance study

#### **Dr. Huma Nishat**

##### **Chief Investigator:**

1. Role of HSG in evaluation of female infertility  
CO-INVESTIGATOR: 1 Intrauterine insemination: a retrospective review on determinants of success
2. Outcomes Evaluation of dehydroepiandrosterone (Dhea)Supplementation In Infertile Women With Diminished Ovarian Reserve -A Randomized Controlled Study  
Infertile Women With Diminished Ovarian Reserve -A Randomized Controlled Study

#### **Dr. Bhawana Tiwary**

##### **Chief Investigator:**

1. Intrauterine insemination: a retrospective review on determinants of success
2. TORCH screening of women in childbearing age group coming to IGIMS Patna for preconceptional counseling and infertility treatment. A cross sectional seroprevalance study

##### **CO-INVESTIGATOR :**

1. Role of HSG in evaluation of female infertility
2. Outcomes Evaluation of dehydroepiandrosterone (Dhea)Supplementation In Infertile Women With Diminished Ovarian Reserve -A Randomized Controlled Study

##### **Dr Shubhanti Kumari**

Chief Investigator: Impact of Right Left differences in Ovarian morphology on ultrasound diagnosis of Polycystic Ovarian Syndrome

##### **Dr Kumari Shashi:**

Chief Investigator: To study the effect of Letrozole in semen parameters and hormonal patterns in infertile men

##### **Dr Swet Nisha:**

Chief Investigator: Prevalence of Mullerian anomalies among infertile patients : A retrospective analysis

##### **Sangeeta Kumari:**

Chief Investigator: Vitamin D level and its correlation with Reproductive hormones and sperm parameters in infertile male subjects: A tertiary centre Experience.

#### **Services rendered**

OPD, Laparoscopic and Hysteroscopic surgeries, Follicular Monitoring sperm Wash,(AIH+AID), IUI, Post Coital Test, TVS, Cervical Biopsy, Vault Biopsy, Endometrial Biopsy, Pap smear, Chemical Cauterization, and others.

Fertility enhancing and uterus preserving surgeries including tubal recanalization, tuboplasty, open myomectomy, sling surgeries and sacrocolpopexy.

#### **New Services and facilities:**

IVF,ICSI,IMSI, ET, FET, Laser assisted Hacting & Embryo Biopsy Cryopreservation of semen embryo. Resource facility in RBCW & CISP workshop conducted Regional Nodal Centre IGIMS

#### **Courses Offered**

Department has applied for starting FNB course in Reproductive Medicine. We are also planning for starting MCh Course in Reproductive Medicine and PhD in Reproductive Biology.

#### **Department achievements**

All the equipments for starting IVF-ICSI has been bought and installed. Our Department has been equipped with Embryology lab and OPU OT and soon the department is going to start state of Art ART facility first of its kind in the state and North Eastern India in a government set up.

#### **Faculty achievements:**

- **Dr Kalpana Singh:**
- FICOG

- FOGSI certified advanced Endoscopy training
- FOGSI certified advanced infertility training
- First prize in paper presentation in GFMCON 2018
- "Bharat Ratna Dr. Radhakrishnan Gold Medal Award, October 2019
- Gold Model for Best Embryology Free paper in fertivision 2018
- Resource facility for RBCW & CISP workshop conducted by IGIMS, Patna

■ **Dr. Huma Nishat:**

- FMAS
- FOGSI certified advanced infertility training
- Advanced Gynaecological Endoscopy training
- Advanced Gynaecological Ultrasound training
- Presented paper at AICOG 2019 at Bangalore
- Presented paper at Fertivision 2019 at Gurgaon

■ **Dr. Bhawana Tiwary:**

- FOGSI certified advanced infertility training
- Contributed as author in National FOGSI QUIZ Book published in October 2019
- Designated as national faculty for our National FOGSI Quiz committee
- First Prize at National level for best paper in AICOG Ahmedabad
- Awarded the Best Debator award in East Zone Yuva FOGSI Gangtok 2018
- Awarded the National award and scholarship from Department of Biotechnology, Govt of India

■ **Dr Shubhanti Kumari:**

- FOGSI certified Basic infertility training
- Hands on training of Hysteroscopy by Osama Sakwi
- Appointed as trainer in Dakshta under Lakshya Programme



# Department of SKIN & V.D.



Department of Skin and Venereal Diseases at I.G.I.M.S, Patna deals with diagnosis and management of skin diseases, sexually transmitted infections, leprosy as well as skin manifestations of internal diseases. Department of Skin and Venereal Disease, has all the basic facilities for management of skin diseases and STD. Department is situated in OPD Complex on 2nd Floor.

**Our Mission :** To develop this department as a state nodal center for the treatment and management of skin disorder, STDs & Leprosy. To provide basic training to undergraduates and nursing students in management of skin diseases.

FACULTY :		
1.	Dr. Rajesh Sinha	Additional professor & HOD
2.	Dr. Kranti Chandan Jaykar	Associate professor
3.	Dr. U. K Pallavi	Assistant professor
SENIOR RESIDENT		
1.	Dr. Garima Gitanjali	Senior Resident
JUNIOR RESIDENT		
1.	Dr. Mridula	Junior Resident
STAFFS		
1.	Nisha Kumari	
2.	R.K Sinha	
3.	Kundan Kumar	
4.	Kumari Sweta	
5.	Archana Kumari	

### Clinical expertise:

Expertise in treating all type of dermatology cases, sexually transmitted diseases, leprosy cases, Expertise in doing dermatosurgical procedure like radiofrequency removal of wart, tag, cyst etc, chemical peeling, vitiligo surgery, scar revision, molluscum contagiosum and milia extirpation, dermaroller. Expertise in treating all dermato-rheumatology cases like systemic lupus erythematosus (SLE), dermatomyositis, psoriasis, arthritis, scleroderma etc

### Annual Progress Made in the year 2019- 20

■ Total number of new case	14140
■ Total number of old cases	6758
■ Total number of emergency registration	01
■ Total number of admission	17
■ Total number of minor OT/ Procedures performed	101

### Significant achievement made with regard to new procedure which can add to the name of IGIMS with summary of method adopted :

- procedure Room in the Department
- Procurement of electrocautery machine, Woods lamp
- Facility started for dermaroller, vitiligo grafting, autoinoculation therapy, acne surgery

### Number of publications:

1. Handa S. Sinha R. Pattern of Pediatric Dermatoses in a Tertiary Care Centre of Eastern India. Int J Med Res Prof.2020 July; 6(4); 79-83

### Academic activity :

- Regular theory and clinical teaching to MBBS students of IGIMS Medical college



- Regular conduction of seminar and journal club in the department.
- Seminar presentation in common academics by senior Resident Dr. Sushila Hansda on Nail as a mirror of systemic diseases.
- Patient awareness programme conducted on World Vitiligo Day
- Patient awareness programme conducted on World Psoriasis Day

#### Subspeciality / Division & clinic

- Vitiligo clinic
- Psoriasis clinic
- STD clinic
- Leprosy clinic

#### Capital works, new equipment added:

- Electrocautery Machine, Woods lamp

#### Training:

Internship training to 2016 Batch MBBS students of IGIMS Medical college

#### Research:

1. Project: C2A00176 Study Title: A Multicentre, Randomised, Double-Blind, Double-Dummy, Three-Arm, Placebo Controlled, Parallel Adaptive Phase III Clinical Study to Evaluate the Efficacy and Safety of Dimethyl Fumarate Gastro-Resistant Hard Capsule of Alvogen Malta (Out-Licensing) Ltd with Fumaderm® Gastro-Resistant Tablet of Biogen GmbH in Subjects with Moderate to Severe Chronic Plaque Psoriasis.
2. Project: CRL071934 Study Title: A Randomized, Double-blind, Multicenter, Three-arm, Active and Placebo-controlled, Parallel Study to Evaluate the Bioequivalence (with Clinical Endpoint) of Mupirocin Cream USP, 2% (Cadila Healthcare Ltd, India) to Mupirocin Cream USP, 2% (Glenmark Pharmaceuticals Inc., USA) in Subjects with Secondarily Infected Traumatic Skin Lesions.

#### Services rendered:

Treatment of skin diseases, STDs, and leprosy.

Facility for dermaroller, vitiligo grafting, autoinoculation therapy, acne surgery.

Free medication for Syndromic Management of STDs and free MDT for leprosy patients.

#### New service and facilities:

Facility started for dermaroller, vitiligo grafting, autoinoculation therapy, acne surgery.

Free MDT for Leprosy Patients.

#### Educational activities:

Regular conduction of departmental Seminar and Journal Club.

Teaching and Training of MBBS, and B-Sc- nursing Student.

Regular public awareness about skin and disease and its preventions through news paper articles.

#### Departments achievement:

Department of skin and venereal Disease at I.G.I.M.S, Patna deals with diagnosis and management of skin diseases, sexually transmitted diseases, leprosy as well as skin manifestations of internal disease. There is facility of treatment of skin diseases, sexually transmitted diseases, leprosy as well as skin manifestations of internal diseases. Procedure room in the Department has been established. There is facility for dermaroller, skin grafting for vitiligo, autoinoculation therapy, acne surgery and other minor procedures.



# Department of TRAUMA & EMERGENCY

**OUR MISSION:** Department of Trauma & Emergency was established in the year 2017 as an independent unit.

It was started with a vision of providing acute and emergency services for both trauma and emergency patients.

Our department caters 24\*7\*365 to all spectrums of patients severely affected by life threatening events with immediate management, as per standard protocols. The primary aim is to provide timely, efficient and guidelines based acute care to all patients.

FACULTY :		DESIGNATION
1.	PROF.(DR).K.H. RAGHWENDRA	Sr. I/C Emergency
2.	PROF.(DR).SANTOSH KUMAR	Prof & Head Orthope. & O/I Trauma & Emergency
3.	PROF. DR. SANJEEV KUMAR	Prof. & Academic In-charge
4.	PROF.DR.RAJAT CHARAN	Professor, Orthopaedics
5.	DR.SAURAV SHEKHAR	Assistant Professor
6.	DR. SANTOSH KR. NAYAN	Assistant Professor
7.	DR. SIDDHARTH SINGH	Assistant Professor
8.	DR. RAJ BAHADUR SINGH	Assistant Professor
9.	DR.SUMEET KUMAR	Assistant Professor
10.	DR. RITU SINGH	Assistant Professor
11.	DR. ANAND SHANKAR	Assistant Professor
12.	DR RISHABH KUMAR	Assistant Professor
13.	DR. ASHUTOSH KUMAR	Assistant Professor
14.	DR. RAKESH KUMAR	Assistant Professor
15.	DR. ABHAY KUMAR	Assistant Professor
16.	DR. RANJEET RANA DE	Assistant Professor
17.	DR. AKHILESHWAR	Assistant Professor
18.	DR. NITIN KUMAR	Assistant Professor
19.	DR.KUMARI PALLAVI	CMO
20.	DR.TAKALLUM KHATOON	CMO
21.	DR. RAVI ANAND	Fellowship Emergency critical care
22.	DR. GANESH KUMAR RAM	Fellowship Emergency critical care
23.	DR. PREETI KUMARI	Fellowship Emergency critical care
24.	DR. ANAND PRASOON	Fellowship Emergency critical care
25.	DR. SUNIL KUMAR	Senior Resident
26.	DR. RAHUL RANJAN	Senior Resident
27.	DR.NITIN KUMAR	Senior Resident
28.	DR. VINAY SINGH	DNB Emergency
29.	DR SUJEET ANAND	DNB Emergency
30.	DR. DHEERAJ KUMAR	DNB Emergency
31.	DR. VEENA BHARTI	DNB Emergency

#### CLINICAL EXPERTISE:

- Emergency services.
- Critical Care
- Emergency Surgical services.

#### ANNUAL PROGRESS MADE IN THE YEAR 2020:

- Extension of Emergency ward as T- Zone with 22 beds
- 4 DNB seats in Emergency Medicine .
- Started Fellowship In Emergency Critical Care (4 seats).

#### SIGNIFICANT ACHIEVEMENTS MADE WITH REGARD TO NEW PROCEDURE WHICH CAN ADD TO THE NAME OF IGIMS WITH SUMMARY OF METHODS ADOPTED.

We have a new Fibre optic Bronchoscope for difficult airway management in OT as well as broncoscopic and lavage in ICU.

#### NUMBER OF PUBLICATIONS MADE DURING THE ANNUAL YEAR WITH YEAR NAMES OF THE JOURNAL IN VANCOUVER'S STYLE :

- Singh RB, Rasheed MA, Choubey S, Shekhar S, Singh R.
  - A COMPARATIVE EVALUATION OF INTRA ARTICULAR BUPIVACAINE AND NEOSTIGMINE WITH BUPIVACAINE AND FENTANYL FOR POST OPERATIVE ANALGESIA IN ARTHROSCOPIC KNEE SURGERIES:A PROSPECTIVE RANDOMIZED STUDY" JIGIMS. 2020 published.
1. Rai R, Singh R, Azim A et al. Impact of critical illness on Quality of life after Icu Discharge. Indian J Crit Care Med. May 2020.
  2. Singh R, Singh N, Azim A. Should we or should we not reuse filtering face piece masks? A review. Indian J Crit Care Med. Sept 2020
  3. Singh N, Singh R, Kumar, S. Use of Intubation LMA in attenuation of Hemodynamic response to Laryngoscope. Jigims, July 2020.
  4. ENGINEERING SOLUTIONS FOR PREVENTING AIRBORNE TRANSMISSION IN HOSPITALS WITH RESOURCE LIMITATION AND DEMAND SURGE. Ind J of Critical Care. Ahead of print

#### ACADEMIC ACTIVITIES:

- Teaching program for DNB emergency Medicine.
- Teaching program for fellowship in emergency Critical CARE.
- BLS In-house training for intern in ATLS Lab.

#### CAPITAL WORKS, NEW EQUIPMENT WHICH HAS BEEN ADDED/CONTRIBUTING TO THE DEVELOPMENT OF DEPARTMENT AND PROCEDURES DONE IN THE ANNUAL YEAR.

- Fiberoptic Bronchoscope
- Video Laryngoscopes
- Two Dialysis Machines for Dialysis in Emergency
- Adopted newly constructed ENT OT.

#### SUBSPECIALTY DIVISION:

##### TRAINING:

- Training for DNB Emergency Medicine .
- Emergency training exposure acute care services for MBBS students and Interns
- Training and Clinical exposure of senior Residents & Junior Residents posted in Emergency care.
- BLS In-house training for intern in ATLS Lab.

##### RESEARCH:

On going Research

##### Topic

1. Prevalence of hypomagnesemia in ICU patients at tertiary care centre: a prospective observational study
2. Epidemiology and determinants of outcomes of Hospital Acquired Blood Stream Infections In Intensive Care- EUROBACT 2
3. A study of systemic factors affecting mortality and morbidity of traumatic brain injury .
4. Audit of antibiotic practice in emergency department of tertiary care hospital- A prospective observational study.
5. Impact of Bedside Lung Ultrasound on Physician clinical decision making in an Emergency.
6. Reliability and validity of AIIMS triage protocol in Emergency Department of IGIMS.

7. Comparison of analgesic effect of intravenous paracetamol with intravenous magnesium sulphate under general anaesthesia in patients undergoing major abdominal and upper limb surgeries.
8. Comparison of oral versus intramuscular clonidine for prolongation of bupivacaine spinal anaesthesia in patients undergoing lower abdominal and lower limb surgeries."
9. Role of non-operative management of extradural hematoma and reasons for conversion in patients admitted in tertiary care hospitals of Bihar.
10. A Prospective observational study on Ischemic Stroke and impact of Thyroid profile at Tertiary Care Centre
11. Evaluation of Homocysteine level as a risk factor among patients with Ischemic stroke admitted in emergency of tertiary care centre of Bihar
12. Role of Gabapentin in Traumatic Brain injury prospective comparative study

#### **SERVICES RENDERED:**

- The department has 85 bedded fully equipped emergency area which includes Triage area (Red zone, Yellow Zone, Green zone) High dependency unit, Intensive Care Unit, Isolation, Trauma and Transition zone & operation theatres equipped with cutting edge technology.
- We have 24\*7\*365 days working fully equipped modern operation theatres which cater to all emergency surgical cases.
- The department has 24 bedded Emergency ICU & 15 bedded HDU with all modern gadgets & extensive hemodynamic monitors, dedicated laboratory services, modern ventilator on each bed, bed side USG/ X-RAY/ ECHO.
- Our team of Faculty from various specialties are dedicated to imparting quality education of undergraduate/ Post graduate/ nurses / paramedics.
- Department has been accredited 4 DNB emergency Medicine seats by NAT board.

#### **NEW SERVICES AND FACILITIES:**

- Introduction of Fiberoptic Bronchoscopy/ Video Laryngoscope for difficult airway , and routine use in ICU and Operation Theatre
- Two Dialysis Machines for Dialysis in Emergency
- Adopted newly constructed ENT OT.

#### **EDUCATIONAL ACTIVITIES:**

- Routinely the Department conducts journal clubs, seminars, case presentation and clinical rounds and classes for the interns, Senior Residents and DNB.

#### **COURSES OFFERED:**

- DNB Emergency Medicine.
- Fellowship Emergency Critical Care.

#### **DEPARTMENT ACHIEVEMENTS:**

- Formation of ATLS Lab as a Nodal centre of Bihar & Jharkhand.
- Fellowship in Emergency Critical Care has been started.

S.No	Name	Designation	Topic
1.	Dr. Ritu Singh	Assistant Professor	26th Annual National Conference of Indian Society of Critical Care Medicine, Criticare 2020.
2.	Dr. Saurav Shekhar	Assistant Professor	26th Annual National Conference of Indian Society of Critical Care Medicine, Criticare 2020.
3.	Dr. Raj Bahadur Singh	Assistant Professor	Narayan Paramedical Institute & Allied Science, ( SASARAM) External Examiner



# Department of UROLOGY



**Our Mission:** The mission of Department of Urology, IGIMS is to provide state of art treatment to patients suffering from urological diseases along with training of M.Ch Students to prepare them to serve the society as a urologist.

<b>FACULTY:</b>		
1.	DR Vijoy Kumar	Professor & Head
2.	Dr. Rajesh Kumar Tiwari	Professor
3.	Dr. Ahsan Ahmad	Additional Professor
4.	Dr. Rohit Upadhyay	Additional Professor
5.	Dr. Khalid mahmood	Associate Professor
6.	Dr. Vipin Chandra	Assistant Professor
7.	Dr. Nikhil Ranjan	Assistant Professor
<b>SENIOR RESIDENT:</b>		
1.	Dr.Ravikant Sinha	Senior Resident
2.	Dr.Shashi Prakash	Senior Resident
3.	Dr. Utkarsh Singh	(Joined as SR on Feb.2020)
<b>M.CH. STUDENT</b>		
1.	Dr. Kumar Gaurav Mishra (Passed in July 2019)	
2.	Dr. Prabhat Kumar (Passed in July 2019)	
3.	Dr. Gaurav	
4.	Dr. Singh Kamalkant Harishankar	
5.	Dr. Amit Kumar	
6.	Dr. Vishrut Bharti	
7.	Dr. Deelip Kumar Singh	
8.	Dr. Asutosh Kumar	
9.	Dr. Manoj Kumar singh	
10.	Dr. Mukesh Jayswal	
<b>PHD (UROLOGY) STUDENT:</b>		
1.	Dr. Manoj Kumar	
2.	Dr. Utkarsh Singh	
<b>JUNIOR RESIDENT:</b>		Nil
<b>TECHNICAL STAFF:</b>		
1.	Sri Umesh Mishra	Lab. Attendant Gr. II
2.	Mrs. Elizabeth Benzamin	Nursing officer
<b>OFFICE STAFF :</b>		
1.	Sri. Ramakant Prasad Singh,	Senior Adm. Assistant

**Clinical Expertise:** We perform open, Endoscopic, Laparoscopic urological surgeries as well as Renal Transplantation successfully on patients suffering from urological diseases as per suitability of the cases. Robotic surgery is not being performed due to non availability of equipment.

**Annual Progress made in the year 2019-20:**

Significant achievements made with regard to new procedure which can add to the name of IGIMS with summary of the method adopted:

Number of publication made during the annual year with year, names of the journal in Vancouver's style.

**Academic activities:**

1. Dr. Rajesh Kumar Tiwari attended 53rd USICON-2020 from 21.01.2020 to 27.01.2020 at Kochi and chaired a session on stress incontinence in female
2. Dr Rajesh kumar Tiwari attended East zone USICON 2019 at Ranchi and participated in panel discussion on advanced cancer prostate and chaired free paper session.
3. Dr Rajesh kumar Tiwari attended Jharkhand urological society annual meeting at Jamshedpur as guest faculty and spoke on MANAGEMENT DECISION AND COUNSELLING IN BPH
4. Spoke as faculty on small renal mass in neprology conferece (ISN EAST ZONE MID TERM SYMPOSIUM 2019) in 4-5 MAY 2019 at Patna
5. Attended midterm zonal CME ON UROGYNAEC OLOGY at IPGIMER KOLKATA on 26-27 april 2019
6. ATTENDED BIHAR UROLOGICAL SOCIETY ANNUAL MEETING AT PURNEA IN SEPTEMBER 2019 AND DELIVERED GUEST LECTURE -SUCCESS AND FAILURE OF MEDICAL MANAGEMENT IN BPH AND CONDUCTED SYMPOSIUM ON URETHRAL STRICTURE.

Capital works, new equipment which has been added/contributing to the development of department and procedures done in the annual year.

**Subspecialty division:** Following are the subspecialties of the department.

1. Reconstructive Urology
2. Uro- oncology
3. Uro-gynaecology
4. Male Infertility and Male health
5. Endourology
6. Lap. Urology
7. Uro-radiology

**Training:**

1. The department trains the General surgeons interested in urological surgeries. For this four seats of Senior Residents is approved. Currently only two senior residents are working in the department. The tenure of the training is for 3 years.
2. The Government hospitals desirous to send their surgeon to be trained in urology send their candidate through proper channel and they are being trained. Till date one such candidate from NMCH has been trained.
3. The department also runs M.Ch (Urology) programme since 2009. The number of recognized seats are four(4) students per year. The proposal for approval of one more seat had already been sent. Approval is awaited.
4. Apart from this the department runs Ph.D (Urology) programme with intake of two students. The number of Ph.D. scholar admitted till date is three (3).
5. The Diploma in Urology Technology course is also run by the department with intake of two students. Till date six candidates have already passed and currently two are in queue.
6. The PG students from Medical Colleges requiring super specialty training as part of their course curriculum prescribed by MCI are also being trained in the department. Till date twelve (12) PG students from JLNMC GH, Bhagalpur had already been trained.

**Research:**

**Research completed:**

1. Evaluation of metabolic syndrome in male patients presenting with lower urinary tyract symptoms.

2. Clinico -radiological presentation of GUTB study at tertiary care level.
3. Impact assessment of urethral meatus morphology and biometry in transurethral and bladder surgery.
4. Assessment of satisfaction and quality of life using patient reported outcome measures after peineal urethrotomy- A prospective analysis.

**Research continuing:**

1. An observation on sexual side effects of medical and surgical treatment in men with benign prostatic hyperplasia.
2. Uroflowmetry in healthy children - Development of flow rate- voided volume nomograms.
3. Epidemiological study of renal cell carcinoma at our institute and correlation with histopathology.
4. Etioepioemiological study of LUTS in post menopausal female.
5. Post PCNL bleeding - multi factorial analysis.
6. Tubeless Vs Conventional PCNL - A prospective comparative study.
7. Voiding pattern in asymptomatic Indian males between age 20 to 70 years.
8. Assessment of Live kidney donor in terms of functional outcome and quality of life using psychometric analysis.
9. Tubeless PCNL for multiple renal calculi - A retrospective study at IGIMS, a tertiary care centre, Patna.





**Services rendered**

Patient care: All six days in a week.

<b>OUT PATIENT DOOR (OPD):</b>	
New registration:	13942
Old registration:	33555
Emergency registration:	109
No. of admission:	
General ward:	1242
Private ward:	522
Emergency ward:	353

**No. of operation done:**

<b>Main Operation theatre:</b>		<b>Emergency OT</b>	<b>Departmental OT</b>
SSP I	276	01	61
SSP II	210	00	00
Major I	473	00	00
Major II	104	02	00
Minor I	672	00	03
Minor II	454	03	84
Minor III	078	02	22
Lap. Surg.	150	00	00
Others	008	00	21
<b>Total:</b>		<b>2425</b>	<b>0819</b>

**Investigation/procedure done:**

Uroflowmetry	7336
Cystometry	0264
ESWL	0350
PCN U/S guided	0137
PCN	0060
Trucut biopsy	0028
Trus biopsy	0145
A-V Fistula	0065
SSP	0110
CVP Line insertion	0016
Foley's catheterization	0214
Prostatic Biopsy	0000
Circumcision	0000
SSAV fistula	0000
SSP	0110
SPC	0000

FNAC U/S guided	0000
Minor I	0115
BCG instillation	0131
Dressing Minor II	0035
Stitch removal	0013
Other	0321
Total	9340

No. of Death-14

**New services and facilities:**

Endourology clinic run in Urology department with Reproductive Medicine.

**Educational activities:**

**Short term teaching:**

Teaching MBBS students of IGIMS Medical College and Hospital and Diploma in Urology Technology students. Postgraduate students coming from Medical Colleges of Bihar for short term training as part of their course curriculum in super specialty subject.

**Continuing Medical Education:**

- |     |           |   |
|-----|-----------|---|
| (i) | Inter     | Departmental teaching programme.                  |
|     | Monday    | Seminar   |
|     | Tuesday   | Common Academic programme                         |
|     | Wednesday | Journal club.                                     |
|     | Thursday  | Pyelogram (uro-Radio, Uro- Onco/ Case Discussion) |
|     | Friday    | Common Academic programme                         |
|     | Saturday  | Case presentation                                 |

**Postgraduate Degree/Diploma:**

- (i) The Department of Urology is running M.Ch (Urology) course since 2009 with of four students.
- (ii) The Department of Urology is running Diploma in Urology technology (DUT) course with intake of two students..
- (iii) The Department of Urology is running Ph.D (Genitourinary surgery) with intake of two students.

**Courses offered:**

1. M. Ch (Urology)
2. Ph. D (Urology)
3. Diploma in Urology Technology

**Department's achievements:**

1. Dr. Rajesh Kumar Tiwari Professor Urology was appointed NBE enamors in April 2019 at Civil Hospital Ahmadabad.

**Faculty achievements:**

1. Dr. Rajesh Kumar Tiwari Professor Urology was appointed NBE enamors in April 2019 at Civil Hospital Ahmadabad.
2. Dr. Rajesh Kumar Tiwari Professor Urology working in honey editors of online Journal of East zone Urological Society of India
3. Dr. Khalid Mahmood Associate Professor elected Ornery Secretary Bihar Urological Society.

# College of NURSING

**Our Mission:** To provide value based nursing education at par with international standards to bring about overall change in the knowledge, skills and attitude of the students to provide quality care to meet the patient satisfaction.

FACULTY/CLINICAL EXPERTISE :		
1	Prof. Anuja Daniel	Professor cum Principal
2	Dr. Rupashree Dasgupta	Assoc. Prof. cum Vice Principal
3	Dr. Radhika. M	Assoc. Prof.
4	Mrs. Sangita Singh	Asst. Prof.
5	Mrs. Mamta Kumari	Asst. Prof.
6	Mr. Alik Anthony Rae	Asst. Prof.
7	Mrs. Kamble Asmita Laxman	Asst. Prof.
8	Mrs. Shalini	Asst. Prof.
9	Mrs. Yasmeen Ruhya	Asst. Prof.
10	Ms. Lucy Benedict	Lecturer cum- Coordinator
11	Mrs. Snehlata Kumari	Tutor
12	Mrs. Asha Bharti	Tutor
13	Mrs. Nilam Victoria Dayal	Tutor
14	Mr. Manish Jain	Tutor
15	Mrs. Gargi Kalita	Tutor
16	Mr. Sadanand S. Sharma	Tutor
17	Mrs. Merina Varghese	Tutor
18	Mrs. Archana Sinha	Tutor
19	Mrs. Soni Kumari	Tutor
20	Ms. Sushma Charly	Tutor
21	Mr. Sandeep Kr. Singh	Tutor
22	Mrs. Uma Ram	Tutor
23	Ms. Anupama Sharma	Tutor
24	Ms. Bharti Kumari	Tutor
25	Mrs. Kumari Julli Rashmi	Tutor
26	Ms. Kumari Khushboo	Tutor

### Annual Progress made in the year 2019-20

- i) Faculty strength increased from 19 to 26. One Associate Professor, two Assistant Professors and four Nursing Tutors joined Nursing College.
- ii) Nursing college got Renewal/Validity from INC, Delhi for B. Sc. Nursing, GNM and Post Basic B. Sc. Nursing courses, session 2019-20.

Significant achievements- Received NOC to start M. Sc. Nursing course from Dept. of Health, Govt. of Bihar

**Number of publication** - Individual Faculty report is attached.

**Academic activities** - Various Conferences/Symposium/Workshop are attended by the faculties. Individual Faculty report is attached.

Capital work, New equipment which has been added - The whole college building has been renovated and painted. Furniture for new Faculties, Almira, Book racks, computer for office and Library has been purchased. Fridge added in Nutrition Lab. Two Photocopy machines for Office are purchased for smooth functioning.

Subspecialty Division - NA

**Training** - No

**Research** - Faculties are actively involved in individual research work and Guide Research Projects of B. Sc. Nursing and Post Basic B. Sc. Nursing students. Individual report of faculty is enclosed.

**Services Renders** - Teaching of three Nursing courses- B. Sc. Nursing, Post Basic B. Sc. Nursing and GNM. Supervision of students Clinical Training. Time to time health awareness programmes organized by Nursing students.

**New services and facilities** - Five Computers installed in Library for e-Library facility. Proposal for two more floors on New Extension Building is submitted to have adequate space for Laboratories, Faculty office and common purpose hall.

**Educational Activities** - All faculties are assigned teaching subjects with hours to teach different courses. All faculties conduct Internal Assessment exams regularly to evaluate student's progress. All faculties do supervision of clinical training of students and give hands on training to develop clinical skills.

**Courses offered** -

S. No.	Course Name	Degree/Diploma	Duration in years	Seats
1	B. Sc. Nursing	Degree	4	50
2	Post Basic B. Sc. Nursing	Degree	2	40
3	GNM	Diploma	3	50

**Departments achievements** - NA (No departments)

Faculty achievements - Mrs. Asha Bharti, Tutor completed her Post Graduation in Medical Surgical Nursing and Ms. Nilam Victoria Dayal, Tutor went on 2 years study leave to do M. Sc. Nursing.



New Extension Building



Class room with roof mounted LCD projector



MCH Skill Lab



Pre Clinical Science Lab



Library

# Department of PHYSIOTHERAPY



**INTRODUCTION :** Physiotherapy is an essential part of the health and community/welfare services delivery system and spans the continuum from health promotion to prevention to rehabilitation for individuals and populations throughout the life span. Physiotherapists plan and administer physiotherapy/ rehabilitation treatments independently and also being a part of multidisciplinary team.

Physiotherapy services started at IGIMS in the year 1999 and presently it is a full fledged department with state of the art equipments and expert physiotherapy faculties. Department has started 4 and 1/2 years Bachelor of Physiotherapy course from Academic session 2019 with intake capacity of 10 students per year.

The department provides the initial access for persons with impairments and functional limitations amenable to physiotherapy and engage in collegial referral relationships with other health care professionals.

It joins hands with almost all departments of IGIMS in an attempt to achieve maximal physical as well as functional independence of the patients.

**It provides following services:**

- 1) Indoor Patient Services: Bedside physiotherapy to admitted patients of various departments and Intensive Care Units (ICUs) of IGIMS.
- 2) Outdoor Patient Services: Physiotherapy to patients being referred from various OPDs of IGIMS as well as patients from outside IGIMS.
- 3) Job Training: Physiotherapy students from various colleges and universities are imparted one month On-job/summer training.
- 4) Internship Training: Physiotherapy department imparts internship training to the students coming from outside universities and Institutions.

**MISSION**

We, at Department of Physiotherapy, are committed to be the recognised leader in clinical practice, research and education through

- Promotion of health and well being of individuals
- Excellence in education
- Discovering new knowledge

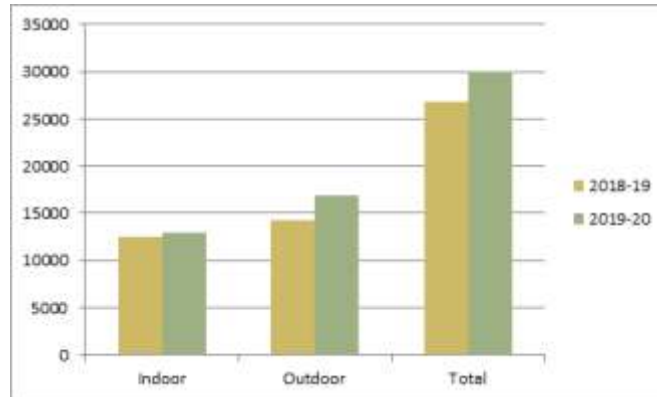
FACULTY :		
1.	Mr. Binay Kumar Pandey	Senior Physiotherapist & Incharge MPT (Neurological Disorders)
2.	Mr. Ratnesh Kumar Chaudhary,	Physiotherapist
3.	Mr. Agarwal Runjhun Pervesh	Jr. Physiotherapist, MPT (Paediatrics)
4.	Mr. Neha Kumari	Jr. Physiotherapist, BPT
5.	Mr. Bibhuti Kumar	Jr. Physiotherapist, MPT (Orthopaedics)
6.	Mr. Sarfaraz Alam	Jr. Physiotherapist, BPT
7.	Mr. Avinash Kumar Bharti	Jr. Physiotherapist, MPT (Neurology & Psychosomatic Disorders)

**RESEARCH:**

Ongoing Research Project	Type	Name of Investigator
Effectiveness of Accelerated Rehabilitation Protocol following Arthroscopic ACL Reconstruction	Institute Project	Avinash Kumar Bharti Manish Kumar Ratnesh Kr. Choudhary
Prevalence of Low Back Pain and Neck Pain among teachers of Schools in Patna	Institute Project Avinash Kumar Bharti	Binay Kumar Pandey
Efficacy of Neurodynamic Techniques in the treatment of Low Back Pain	PhD Thesis	Binay Kumar Pandey

## Physiotherapy Patient Statistics:

	2018-19	2019-20
Outdoor Patients	12541	13021
Indoor Patients	14218	16947
Total	26759	29968



### Academics

The department participates actively in Central Academic Programme of the institute which is being scheduled on every Tuesdays and Fridays. Training and teaching to the Job Trainees and internship trainees coming from various institutes and universities.

Teaching Cadre posts of physiotherapy has been created by the Board of Governors (BOG) and sanction by the Government is awaited.

### Patient Awareness

Department of physiotherapy actively participates in the health camps and exhibitions organised by the institute time to time to create awareness about physiotherapy among general public.

### Infrastructure

#### Space:

The department runs in about 2000 square feet space and is interiorly designed to take care of comfort and privacy of patients and treating physiotherapists.

#### Equipments:

Physiotherapy unit is equipped with various electrotherapy equipments which help patients with pain and disability to recover faster. Some of them are as under:

- Dual Frequency Ultrasound Therapy.
- Interferential Therapy.
- Short Wave Diathermy.
- Vacuum Therapy.
- Electronic Muscle Stimulator.
- CPM.
- Electronic Traction Unit.

#### New Equipments procured:

- LASERSTIM
- Microwave Diathermy
- Pulsed Shortwave Diathermy
- Exercise Equipments (Weight cuff, Theraband etc.)

#### Equipments in Pipeline:

- Un- weigh Mobility System
- Shock Wave Therapy
- Scanner LASER

- Multi Activity Work Station
- Combination Therapy
- EMG Biofeedback
- Exercise Equipments

#### Department/ Faculty Achievements:

- Avinash Kumar Bharti successfully completed Certificate on COVID-19- Awareness and Management conducted by Medversity in partnership with NATHEALTH & FICCI on 25th March 2020.
- 2020.
- Avinash Kumar Bharti completed an eLearning course in Infection Control Training- COVID19 organised by Australian Government, Department of Health on 19th March 2020.
- Binay Kumar Pandey was Resource Person to 3 days Continuing Rehabilitation Education (CRE) organized by CRC, Patna from 15th to 17th January 2020.
- Avinash Kumar Bharti delivered Guest Lecture on "Role of Physiotherapy in Trismus" in 8th International Conference of Physical Therapy AIIMS 2019 held at AIIMS, New Delhi on 21st & 22nd December 2019.
- Binay Kumar Pandey Attended Neurology Update organized by Bihar Chapter of Indian Epilepsy Association & Department of Neurology, IGIMS held on November 2019.
- Binay Kumar Pandey Attended "Must Know Neurology for Orthopaedics, A Neurologist and Orthopaedics Colloquium", organized by Department of Neurology, IGIMS, Patna & Bihar Orthopaedic Association held on 17th November 2019.
- Avinash Kumar Bharti, organised a State level Annual Physiotherapy meet as a Organising Secretary on the occasion of World Physiotherapy Day (WPTD) on 8th September 2019 at A. N. Sinha Institute of Social Studies, Patna.
- Binay Kumar Pandey delivered a lecture on "Myths & Facts about Pain" and was Quiz Master to an Inter College Quiz Competition on the occasion of World Physiotherapy Day on 8th September 2019 at A. N. Sinha Institute of Social Studies, Patna.
- Agrawal Runjhun Pravesh participated and coordinated the whole programme during a State level Annual Physiotherapy meet on the occasion of World Physiotherapy Day on 8th September 2019 at A. N. Sinha Institute of Social Studies, Patna.
- Bibhuti Kumar attended WPTD 2019 on 8th September 2019 at A. N. Sinha Institute of Social Studies, Patna, as a member of Scientific Committee.
- Neha Kumari attended WPTD 2019 on 8th September 2019 at A. N. Sinha Institute of Social Studies, Patna, as a member of Stage management Committee.
- Md. Sarfaraz Alam attended WPTD 2019 on 8th September 2019 at A. N. Sinha Institute of Social Studies, Patna, as a member of member of Catering Committee.
- Binay Kumar Pandey got nominated as External Member, Board of Studies for B. Sc. Physiotherapy under the Faculty of Medicine of the Gopal Narayan University, Rohtas vide letter no. GNSU/ RO/ BOS/ 19/ 103, Dated: 16/08/2019.
- Binay Kumar Pandey Conducted Viva and Practical for D.P.T. Part- II as an External Examiner on 29/06/2019 at Narayan Paramedical Institute & Allied Sciences vide letter no. GNSU/ RO (Acad)/ BOS/ 19/ 101, Dated: 16/08/2019.

#### Photograph of Department/ New Equipments:



# CENTRAL LIBRARY

**Our Mission:** To impart learner centred education for excellence in knowledge, skills and attitude in providing library services to the readers of library with compassion, commitment and confidence.

NAME OF STAFFS :		
1.	S.P Pandey	Chief Librarian
2.	Rajesh kumar Singh	Library Attendant, Gr.- II
3.	Lawkush	Lab. Attendant, Gr.- II
4.	Manish kumar	J.A.A.
5.	Raohit Anand	Library Attendant Gr-II

NAME OF OUT SOURCE STAFFS :		
1.	Rajni Shukla	Librarian
2.	Anamika Kumari	Librarian
3.	Roushan Kumar Thakur	Assistant

## Annual Progress made in year 2019-20.

Facilities of Internet, Audio- Visual room, computer room for faculty and staff.

### Present status :-

- Total no. of books - 14781.

Latest books purchased for all the department as per requirement and availability of fund.

- No of journals subscribed in 2020- 179.
  - Foreign - 96
  - Indian -83
- Photocopy facility to all library users for academic purpose only.
- Library hour - 8:00am to 12:00(midnight)
- Digitalization of library in progress.
- Latest journals in all departments.
- Free online journals (243) facilities to institute doctor through ERMED consortium of fine leading medical publisher of world.
- Up-To-Date and Lexicomp software of wolters kluwer to all institute department.
- E-Karger journal collection 1998-2020 facilities to all departments and students also.
- Separate air condition reading facilities for UG/PG/DNB/DM/MCH and faculty members of the institute.
- 37 nodes of computer for internet facilities to institute users.




# BIO-MEDICAL ENGINEERING

Biomedical Engineering Section with expertise in engineering and technology management have a vital role to play in determining the potential for implementation and cost effectiveness of new medical technologies through technology assessment. Technology assessment offers the essential bridge between basic research and development and the prudent practical applications of medical technology. Because of the recent explosion of healthcare technologies, it is almost impossible for any single individual to stay abreast of these new technologies, much less provide an adequate assessment. To meet this need for comprehensive technology assessment, a multidisciplinary team approach is desirable.

The role of Bio-Medical Engineering Section at this Institute includes purchase of equipment's (which includes inviting quotations/tenders for purchasing new equipment's/machines & preparing comparison chart for the same), Writing specifications for all the new equipment's & machinery, Evaluating the equipment & machinery on the basis of its initial cost as well as its operating cost: since many times, the high maintenance & operating cost of the equipment turns out to be much higher than the initial cost, Inspection of incoming equipment & machinery and doing pre-acceptance checks before official acceptance & payment, Maintaining records; for e.g. equipment history, Setting standards & ensuring their compliance, Maintaining the equipment to the best of its performance by organizing a planned maintenance program for all equipment's and attending to emergency breakdowns and repairs, Arranging for training programs for personnel in bio-medical engineering department as well as the end users, Advising & providing expertise to the medical staff & administration, Maintaining equipment inventory for all existing & incoming equipment's, Active involvement in the activities of the hospital's safety committee & checking safety hazards, Monitoring contract services viz. A.M.C. and C.M.C., Keeping record of the Spares/consumable items etc.

The Bio-Medical Engineering Section is functional in the institute since October - 1995. The section look after the work pertaining to selection / purchase / installation / inspection / repair / maintenance / servicing / up gradation of bio-medical equipments, Computer Systems, Server, Local Area Network, EPABX, Mobile Communication, Broadband Internet facility, Website etc. Apart from above, Bio-Medical Engineering Section successfully designed and commissioned Centralized Medical Gas Pipeline System for providing medical grade gases to various operation theatres, ICU, CCU, PICU, SNICU, Emergency & Trauma Unit, Nephrology & Kidney Transplant Unit, MDTB Ward and Pvt. Deluxe Rooms and also operating manifold round the clock 24x7 basis. Bio-Medical Engineering Section is also maintaining and updating WCMS based Institute Website [www.igims.org](http://www.igims.org).



## TECHNICAL SUPPORT :

1.	Er. Shailendra Kumar Singh	Superintending Engineer & Head
2.	Er. Kumar Kaushal Kishore	Junior Bio-Medical Engineer
3.	Er. Kumari Surabhi Sanjan*	Technician (IT)
4.	Shri Sunil Viswakarma	Electronics Technician
5.	Shri Mantosh Kumar	Manifold Technicians (Gas Steward)
6.	Shri Om Prakash Vishwakarma	Manifold Technicians (Gas Steward)
7.	Shri Mrinal Kumar	Manifold Technicians (Gas Steward)
8.	Shri Kumar Madhukar	Manifold Technicians (Gas Steward)

9.	Shri Ramesh Kumar	Manifold Technicians (Gas Steward)
10.	Shri Pradeep Kumar	Manifold Technicians (Gas Steward)
11.	Shri Ashok Kumar*	Workshop Helper
<b>OPERATIONAL &amp; DOCUMENTATION SUPPORT:</b>		
1.	Gas Manifold Technician / Operator*	Eight
2.	Auditorium Technician*	One
3.	Clerk-cum-Computer Operator*	One
4.	Office Attendant*	One
5.	Auditorium Helper*	One

#### **ACHIEVEMENT:**

In the year 2019 - 20, the Bio-Medical Engineering Section had attended and rectified approx. 1658 nos. Of breakdown calls respectively reported from different clinical and medical departments.

New hi-tech bio-medical equipments mainly 128 Slice C. T. Scan, Cath Lab, MRI, Optical Coherence Tomography System, Digital Fundus Flourescein Angiography Unit, Laparoscopy System, Anesthesia Work Stations with Monitor, ICU Ventilators, C. R. System, High End Color Doppler's, Modular Operation Theatres, Blood Cell Counter, Video Endoscopy System, Microbial Detection System, Laboratory Automation System with Fully Automated Clinical Chemistry Analyzers, 500 mA X-Ray with Image Intensifier, 500 mA X-Ray, Haemodialysis Machine, Bed Side Monitors, Defibrillators, ICU ventilator, C - Arm, Digital X-Ray, Mammography etc. are introduced for patient treatment / diagnosis. Additional 8-bedded state of art MCU, CCU, SNICU and PICU with facility of Bed Side Monitors with central Monitoring System, defibrillators, Ventilator has been started.

Medical Gas Pipe Line System (Oxygen, Nitrous Oxide, Compressed Air, Vacuum) with manifold room covering Operation Theatre Complex, post operative area, pre-post operative area, MICU, CCU, SNICU, KTU, A. K. Unit, PICU, CCU, HDU's, Pvt. Deluxe Rooms, Emergency & Trauma Unit, GE, Nephrology etc. area had been installed and commissioned for use. Medical gases have been provided to each patient beds of Ward Block.

Apart from selection / maintenance of bio-medical equipments, Bio-Medical Engineering Section is also providing services in the field of Information Technology. Broadband Internet facility has been provided to all departments / offices through cable network and Wi-Fi. Institute website www.igims.org has been designed, hosted and maintained by the Bio-medical Engineering Section, which is accessible round the clock. Intercom facility has been provided to all departments / offices including Out Patient Department. The computerization of OPD/IPD/Emergency has been done and starts functioning their operations through computer systems. The computer systems placed at OPD and other places of the institute have been connected with SERVER to perform work under "Local Area Network."

IGIMS Patna is actively using Information Technology in almost all fields of its activities and is progressively adapting more and more IT related services in association with National Informatics Centre (NIC), Ministry of Electronics and Information Technology, Govt. of India under Digital India programme.

#### **e-Hospital:**

A workflow based ICT solution for hospital management, which is designed to deploy in cloud infrastructure, have been implemented in IGIMS-Patna. It addresses all major functional areas of a hospital. IGIMS Patna has implemented various modules like Hospital Administration, Patient Registration (OPD), Admission/Discharge/Transfer (IPD), Billing, Laboratory Information System (LIS) and Electronic Medical Record (EMR).

#### **Online Registration System (ORS) :**

ORS has been implemented at IGIMS Patna through which patients are taking appointment easily in concerned department on convenient date from their home using computer or mobile phone. On successful completion of appointment, a confirmation message is being sent to the patient mobile.

#### **e-Bloodbank:**

e-Bloodbank is implemented at IGIMS through which a common citizen are able to check online the availability of required blood group. It is providing many services online, such as donor registration, blood donation camp organization, blood bag processing, blood transfusion & monitoring, transfusion reaction monitoring, quality control management, record management, and many more.

#### **Bio-Medical Waste Management System:**

With the financial assistance from Government of India, "Common Bio-Medical Waste Treatment Facility (CBWTF)" comprising of Incinerator System (200-250 Kg/Hr.), Auto Clave System (Capacity: 200 Ltrs.), Heavy Duty Shredder (Capacity: 100 Kg./Hr.), Effluent Treatment Plant, On-Line Monitoring System, Programmable Logic Controller and other associated instruments had been installed at Indira Gandhi Institute of Medical Sciences (IGIMS) - Patna and made operational since June - 2006.

At present, all the Government Health facilities (i.e. District Hospital, Referral Hospital & P.H.C's) operating in Patna, Aara, Buxar, Kaimur, Rohtash and Nalanda Districts of State of Bihar are registered with I.G.I.M.S. - Patna and availing the facility of treatment of bio-medical waste. Apart from above approx. 2560 Pvt. Health facilities are also registered and availing the said facility.

Now various new clinical facilities are being created in the Institute premises for better patient care. In the expansion plan, Medical College Building, Nursing College Building, Residential Flats of various categories etc. are to be constructed to meet the future requirement of the Institute. Hence, it will not be possible to keep block approx. 1 acre land for running of "Common Bio-Medical Waste Treatment Facility" in the premises of the Institute as per guidelines of Central Pollution Control Board. In addition, it is creating health hazard to all the patients and employees of the Institute by polluting the environments. It appears essential to shift the existing "Common Bio-Medical Waste Treatment Facility" to other suitable remote place outside the Institute.

Health Department, Govt. of Bihar has already provided 1.5 Acres land for setting up and operationalizing "Common Bio-Medical Waste Treatment Facility" as Ram Chak Bairiya, Patna. Environment Clearance (EC) has already been granted by SEIAA, Bihar.

**Foundation Stone Laying Ceremony of "Common Bio-Medical Waste Treatment Facility" at Ramchak Bairiya, Patna has already been done by Hon'ble Health Minister, Govt. of Bihar Shri Mangal Pandey in presence of Hon'ble MLA (Kumhrar, Patna) Shri Arun Kumat Sinha and Director, I.G.I.M.S. - Patna Prof. (Dr.) N. R. Biswas on 14th January, 2020. Construction at new site is going on and likely to be completed within four months.**

#### **TRAINING:**

The Bio-medical Engineering Section has provided training to Bio-Medical Engineering students of various institutions.

The Section is being conducting training to final year Bio-Medical Engineering / Instrumentation students of on bio-medical equipments and other concerning machines every year.



#### **FUTURE PROGRAMME:**

As Medical College and Nursing College are started in the institute and more specialized services like Liver Transplant etc. are being introduced and installation of new bio-medical equipments and other associate works (i.e. Hi-Tech Modular O.T., Comprehensive Medical Gas Pipeline System, ICU's, HDU's, Computer Systems / Server / Local Area Network / Intercom lines, Website etc.) will likely to increase & in view of the fact that institute is in process of commissioning "Hospital Management Information System" software, Bio-Medical Engineering Section has to be strengthened to meet the proposed expansion in interest of better patient care. Apart from above, the promotional aspect of the currently working employee has also to be insured.

e-Chanakya: a Web enabled, role based & work flow based ICT solution for the universities/educational institutions to accomplish enrolment, registration and examinations task, which offers a better solution to improve the productivity and efficiencies of the manpower and for the entire system covering Registration & Examination Branch of the University/Educational Institute developed by National Informatics Centre, Bihar. All modules of the system sit on the same database, meaning no messy, troublesome interfaces and real-time integration with error free results. In the process of transforming the University into the 'Centre of Excellence'. Customization as per requirement of IGIMS - Patna is under process and likely to be introduced soon.

e-Office: IT department is planning to introduce e-office developed by National Informatics Centre, a digital workplace solution comprising of a suite of products that paves the way for an efficient and open government by streamlining work flow for both inter and intra government processes and making them paperless.



# ENGINEERING CELL

Engineering Department of IGIMS, Patna provides a wide range of services and operates 24/7. It works closely with other departments of IGIMS to deliver high standards of services. Services offered include the operation, maintenance of air conditioning, electrical systems(DG , Transformers, panels DBs etc. ) elevator operations, Maintenance of building structures, Sewage and effluent treatment plants as well as works related to fire safety and protection and construction of new hospitals and others buildings.

## Our Mission :

The mission of Engineering Department is to provide uninterrupted operation of the vital utilities of the IGIMS ensuring reliable operation of utilities through effective and efficient operation & maintenance of facilities.

CIVIL DIVISION		
1.	Sri Akhileshwar Prasad	Superintendent Engineer
2.	Sri Sunil Kumar	Estimator
3.	Smt Pallavi Kumari	Junior Engineer
4.	Sri Pratap Kumar	Junior Engineer
5.	Sri Suman Kumar Paswan	Junior Engineer
6.	Sri Jitendra Kumar	Draftsman
7.	Sri Brajnandan Prasad Rai	Mason
8.	Sri Vijoy Kumar Thakur	Plumber
9.	Sri Mathura Prasad	Hospital Attendant
10.	Sri Saryug Prasad	Hospital Attendant
11.	Sri Rahul Sanskritayan	Pump Operator
12.	Sri Subhash Malakar	Pump Operator
13.	Sri Raj kumar choudhary	Pump Operator
ELECTRICAL DIVISION		
1.	Sri Rakesh Kumar	Executive Engineer (E)
2.	Sri PC Mishra	Consultant(EW)
3.	Sri Krishang Kumar	Assistant Engineer (E)
4.	Sri Sarwar Fahim	Junior Engineer (E)
5.	Miss Rajani Kumari	Junior Engineer(E)
6.	Sri Tulsi Kumar	Junior Engineer(E)
7.	Sri Gul Mohammad Ansari	Junior Engineer(E)
8.	Sri Rishu Mishra	Junior Engineer (M)
9.	Sri Sideshwar Prasad	Electrician
10.	Sri Suresh Prasad	Electrician
11.	Sri Sudheshwar Viswakarma	D.G operator
12.	Sri Niranjana Kumar Viswakarma	Electrician
13.	Sri Mukesh Kumar	Electrician

CLERK DIVISION		
1.	Sri Vijay Kumar	Personal Assistant
2.	Sri Dilip Kumar	JAA

### Achievements

In 2019-2020 various works are completed and some them are mentioned as follows

- Modernization of old Medical College building has been done with civil, electrical , air-conditioning and fire-safety works, building is converted in to ward annexure block with 200 Bedded hospital building along with different departments such as general medicine OPD, HDU , Modular ENT OT and Pediatrics ward etc are operating in this block.
- Construction of new 11 KV Substation.
- Construction of A.T.L.S Lab.
- Construction of Generic medical shop under scheme of Pradhan Mantri Jan Anushand Kendra.
- Construction of Effluent Treatment Plant near Mortuary.
- Modernization of PG Hostels and many quarters.
- Development of Campus area in Nursing College.
- Conversion of 11 KV line from overhead to underground from old 11kv substation to double pole structure.
- Various repair, renovation works in different departments and in the quarters as well as fixing of street lights in residential areas , changing of many old and damaged cables of hospital and residential area, air-conditioning works and fire-fighting works in this year has been done.

### On-going Projects

- Construction of 500 BEDED Hospital is in process.
- Construction of State Cancer Institute Building.
- Construction of new 100 BEDED Intern Girls Hostel Building.
- Cable trench from 33KV Sub Station to 11KV old sub-station and 11 KV new Sub-station.
- Modernization of Guest house Building.
- Cafeteria building and extension of 33KV substation Building.
- Extension of 33 KV Sub- Station with two Nos. 05 MVA transformers.
- 200 Bedded Rio Hospital Building ( Through CPWD , Patna )
- 1200 Bedded Hospital Building (under tender finalization process through BMSICL).





Some On-going Projects  
500 BEDED Hospital



SCI Building



Construction of new 100 BEDED Intern Girls Hostel Building



Cable trench from 33KV Sub Station to 11KV old sub-station and 11 KV new Sub-station





Modernization of Guest house Building.



The Four Storied "Vishram Sadan" under CSR programm by M/S Power Grid Corporation



Construction of Generic Medical Shop under scheme of Pradhan Mantri Jan Anushand Kendra near OPD.



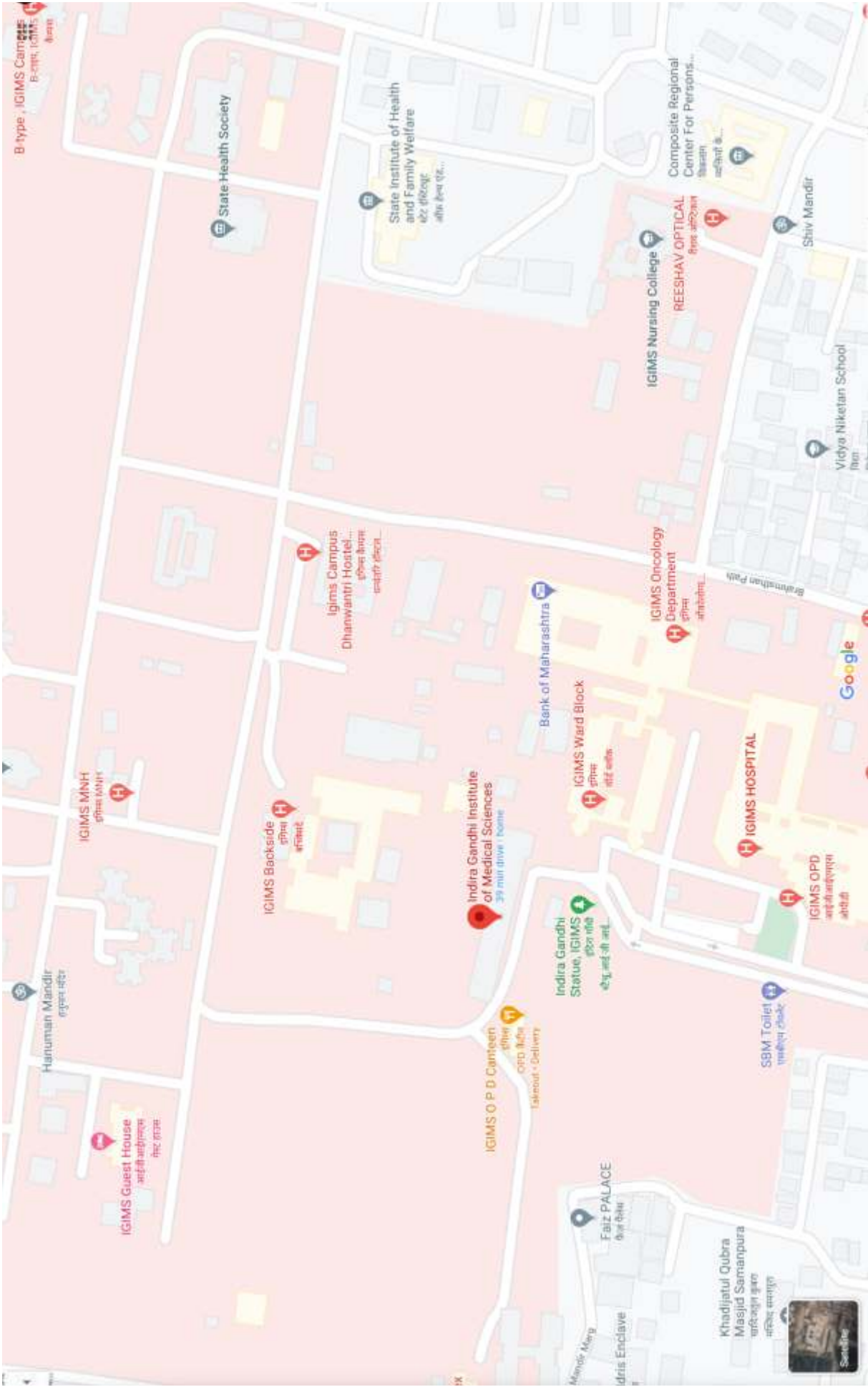
Construction of 200- Bedded RIO Building(ThroughCPWD,Patna)



Construction of new RIO building

# Bird's Eye View / Topography of IGIMS







**Indira Gandhi Institute of Medical Science**  
**Sheikhpura, Patna (Bihar) India**

**[www.igims.org](http://www.igims.org)**

**Phone No. : 0612-2297631, 2297099**

**Fax : 0612-2297225**

